

[My Cart](#) | [My Part Lists](#) | [Sign In/Register](#)[English \(Change\)](#)


Have a Question?

Chat with a Product
Information Specialist

What can we help you find?

[Products](#) [Industries](#) [Resources](#) [About TE](#) [My Account](#) [Innovation](#) [Support Center](#)

1375795-2 Product Details

[Share](#)[Print](#)[Email](#)

1375795-2

TE Internal Number: 1375795-2



Active

[View 3D PDF](#)

PC/104 and PC/104 Plus

Always EU RoHS/ELV Compliant (Statement of
Compliance)

Product Highlights:

- Connector
- 104 Positions
- 104 Loaded Positions
- Contact Configuration = Stackthrough
- 2.54 mm Centerline

[View all Features](#)

Quick Links

- ▶ [Pricing & Availability](#)
- ▶ [Search for Tooling](#)
- ▶ [Product Feature Selector](#)
- ▶ [Contact Us About This Product](#)

[Add to My Part List](#)[Request Sample](#)[Find Similar Products](#)[Buy Product](#)

Documentation & Additional Information

Product Drawings:

- [ASSEMBLY, PC/104, STACKTHROUGH CONTACTS, PRESS FIT](#) (PDF, English)

Catalog Pages/Data Sheets:

- [AMPMODU_INTERCONNECTION_SYSTEM_SECTION1AND2](#) (PDF, English)

Product Specifications:

- [PC/104 and PC/104-Plus Connector Systems](#) (PDF, English)

Application Specifications:

- [PC/104 and PC/104-Plus Connectors](#) (PDF, English)

Instruction Sheets:

- None Available

CAD Files: (CAD Format & Compression Information)

- [2D Drawing](#) (DXF, Version H)
- [3D Model](#) (IGES, Version H)
- [3D Model](#) (STEP, Version H)

[List all Documents](#)

Additional Information:

- [Product Line Information](#)

Related Products:

- [Tooling](#)

Product Features (Please use the Product Drawing for all design activity)

Product Type Features:

- [Product Type](#) = Connector
- Keyed = No
- [PCB Mount Style](#) = Through Hole Press Fit
- [PCB Mount Retention Type](#) = Action/Compliant Tail
- [Board Standoff](#) = Without
- Gender = Receptacle

Electrical Characteristics:

- Signal Contact Current (A) = 3
- Insulation Resistance (MΩ) = 1,000
- Dielectric Withstanding Voltage (V) = 500

Termination Features:

- [Termination Post Length](#) (mm [in]) = 12.27 [0.483]

Contact Features:

- [Contact Configuration](#) = Stackthrough
- Contact Base Material = Phosphor Bronze
- Contact Plating, Mating Area, Material = Gold

Housing Features:

- [Centerline](#) (mm [in]) = 2.54 [0.100]
- Housing Material = Nylon
- Housing Color = Black
- UL Flammability Rating = UL 94V-0

Configuration Features:

- [Number of Positions](#) = 104
- [Number of Loaded Positions](#) = 104

Industry Standards:

- [RoHS/ELV Compliance](#) = RoHS compliant, ELV compliant
- [Lead Free Solder Processes](#) = Not relevant for lead free process
- RoHS/ELV Compliance History = Always was RoHS compliant

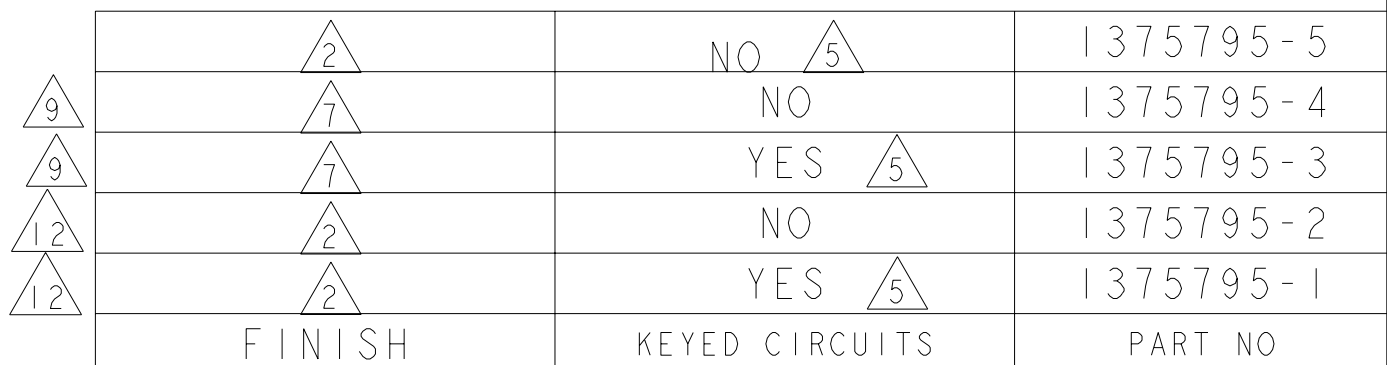
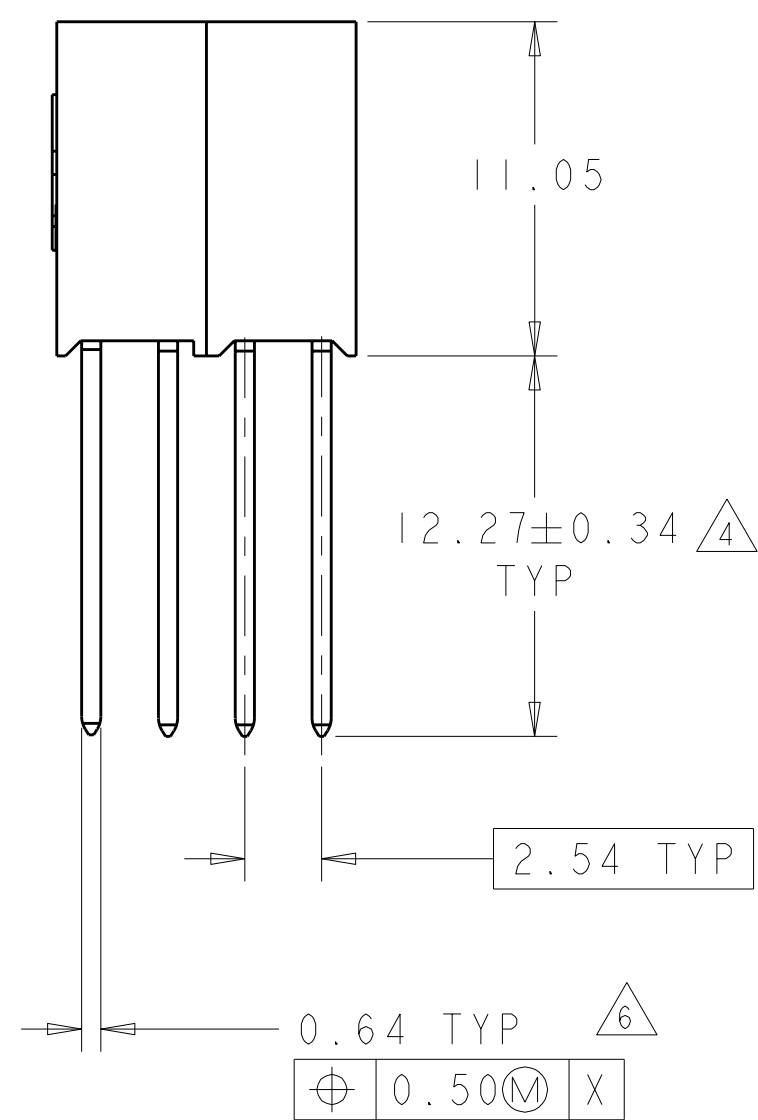
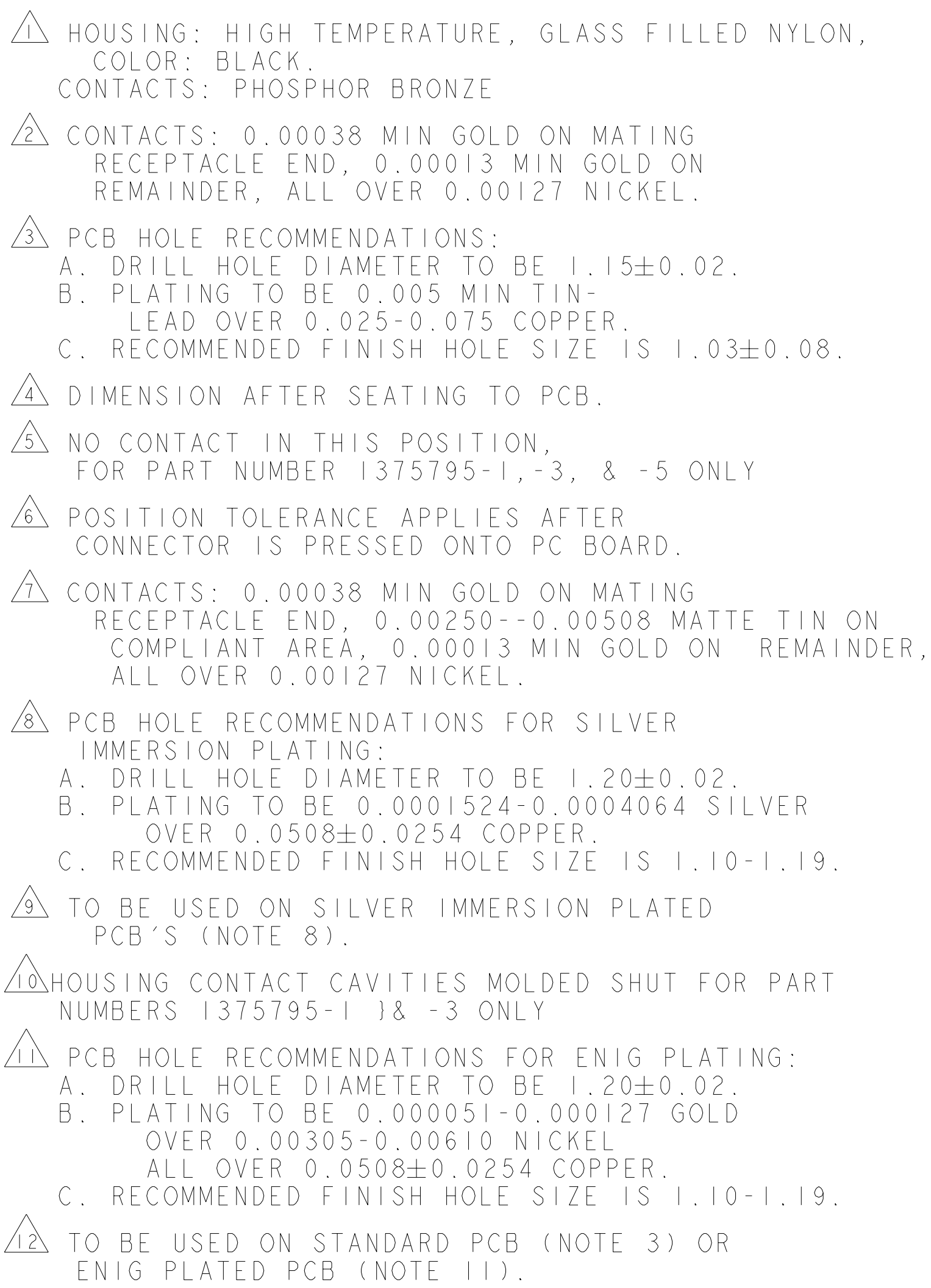
Conditions for Usage:




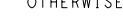
- Temperature Range (°C) = -55 – +105

Other:

- Brand = AMP
- Comment = See Specific Info Link for information on a PC/104 Extraction Tool.; "Flat-rock" insertable

[Corporate Information](#)[Quick Links](#)[Customer Support](#)



THIS DRAWING IS A CONTROLLED DOCUMENT.		DWN CHG W. G. LENKER L. BREKOSKY 02JUN2000 15JAN2001		 TE Connectivity	
DIMENSIONS: mm		TOLERANCES, UNLESS OTHERWISE SPECIFIED: 0 PLC ± 2 PLC ± 2 PLC ±0.13 3 PLC ± 4 PLC ± ANGLES ± FINISH		NAME ASSEMBLY, PC/104, STACKTHROUGH CONTACTS, PRESS FIT	
		PRODUCT SPEC 108-1956 APPLICATION SPEC 114-13021		SIZE CAGE CODE DRAWING NO A100779C-1375795	
MATERIAL 		WEIGHT -		RESTRICTED TO -	
		CUSTOMER DRAWING		SCALE 3:1 SHEET 1 OF 1 REV H	

