

◆ Home > 50747603331500F

Part Number: **50747603331500F**

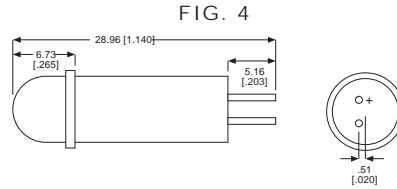
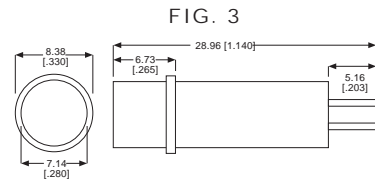
### General Description

|                        |                                     |
|------------------------|-------------------------------------|
| Series                 | 507                                 |
| Description            | LED DATALITE                        |
| Lamp Type              | INCAND. WIRE LEADS"507" SERIES      |
| Terminal Lamp Type     | INTERMED. SCREW                     |
| Terminal Type          | SCREW                               |
| Mounting Hole Size     | 1- 3/16"                            |
| Cap Material And Shape | Short cylindrical, fresnel, plastic |
| Cap Finish Description | Unfrosted or Transparent            |
| Cap Color Desc         | Red                                 |
| Metal Finish Desc      | Black Anodized                      |
| Built In Resistor Desc | None                                |
| Hardware Desc          | None                                |

**LED PANEL MOUNT INDICATORS**

**507 SERIES CARTRIDGES FOR USE WITH HOLDERS & CLIPS**

| PART NO.*         | COLOR  | V <sub>F</sub> | mA | mcd† | FIG. |
|-------------------|--------|----------------|----|------|------|
| 507-4762-3331-500 | Red    | 2              | 20 | 30   | 3    |
| 507-4862-3332-500 | Green  | 2.1            | 20 | 40   | 3    |
| 507-4962-3333-500 | Yellow | 2.1            | 20 | 45   | 3    |
| 507-5062-3334-500 | Blue   | 3              | 10 | 100  | 3    |
| 507-4757-3331-500 | Red    | 5              | 15 | 10   | 3    |
| 507-4857-3332-500 | Green  | 5              | 20 | 50   | 3    |
| 507-4957-3333-500 | Yellow | 5              | 20 | 35   | 3    |
| 507-5064-3334-500 | Blue   | 5              | 10 | 100  | 3    |
| 507-4759-3331-500 | Red    | 10             | 15 | 10   | 3    |
| 507-4859-3332-500 | Green  | 10             | 20 | 50   | 3    |
| 507-4959-3333-500 | Yellow | 10             | 20 | 35   | 3    |
| 507-5066-3334-500 | Blue   | 10             | 10 | 100  | 3    |
| 507-4760-3331-500 | Red    | 14             | 20 | 10   | 3    |
| 507-4860-3332-500 | Green  | 14             | 20 | 50   | 3    |
| 507-4960-3333-500 | Yellow | 14             | 20 | 35   | 3    |
| 507-5067-3334-500 | Blue   | 14             | 10 | 100  | 3    |
| 507-4761-3331-500 | Red    | 28             | 15 | 10   | 3    |
| 507-4861-3332-500 | Green  | 28             | 20 | 50   | 3    |
| 507-4961-3333-500 | Yellow | 28             | 20 | 35   | 3    |
| 507-5068-3334-500 | Blue   | 28             | 10 | 100  | 3    |



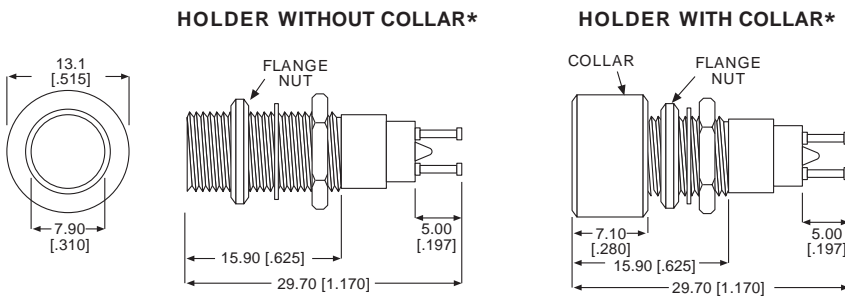
Polarity: To facilitate proper installation of the cartridge, the cartridge is marked on the cartridge housing and the terminal base is keyed.

**\*PART NUMBER ORDERING CODE**  
**507 - xxxx - xx3x - 500**  
 Series                      Lens Shape:  
    33 - Fig 3 = Cylindrical  
    37 - Fig 4 = Stovepipe

† mcd intensity of LED

\* Blue mcd rating with cylindrical cap is 100 mcd; stovepipe cap is 275 mcd

**250 DATALITES® & 508 SERIES HOLDERS FOR 3/8" MOUNTING HOLE**

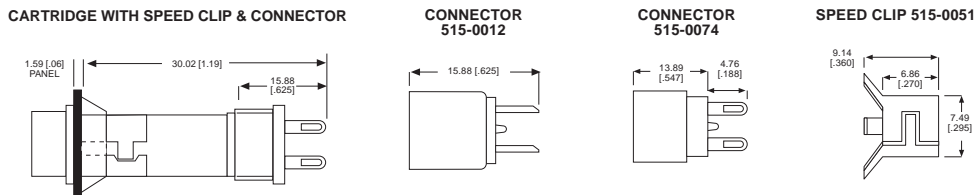


**\*PART NUMBER ORDERING CODE**  
**250 - xx38 - 14 - 504**  
**508 - xx38 - 504**  
 Series                      Terminal Type:  
    87 = Turret Terminals  
    74 = Solder Blade (Not Shown)  
    75 = Solder Cups (Not Shown)

**508-8738-504**

Material & Finish: Housing, Cartridge and Holder - Black Anodized Aluminum. Cap -High Impact Plastic  
 Terminals of holders marked A and B. A = Positive

**515 SERIES CONNECTORS & SPEED CLIPS FOR 9/32" MOUNTING HOLE**



† mcd intensity of LED

Material & Finish: Housing, Cartridge and Holder - Black Anodized Aluminum. Cap -High Impact Plastic  
 Dimensions in mm [inches]

