


Film Capacitors Dipped, ORANGE DROP[®]



The long established Type PS distribution series continues to be offered as replacement units as well as for new applications. Type PS capacitors are widely used in commercial equipment.

Ratings 200 volts through 1000 volts are polyester film with extended foil. Ratings 1600 volts and 2000 volts are series wound polypropylene film with extended foil and a metalized floating common foil which provides self-healing characteristics.

Type PS Orange Drop[®] Capacitors are dipped in orange epoxy resin for mechanical, electrical and humidity protection.

PERFORMANCE CHARACTERISTICS

Operating Temperature: Capacitors may be operated at full voltage rating from - 40°C to + 85°C. Units from 200 WVDC through 1000 WVDC may be operated at + 125°C with 50% voltage derating; 1600 WVDC and 2000 WVDC units operable to + 105°C with 50% voltage derating.

Insulation Resistance @ + 25°C: The minimum product of insulation resistance, expressed in Megohms and capacitance expressed in Microfarads, shall be 5000 Megohm - Microfarads.

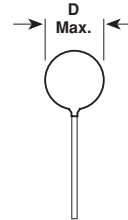
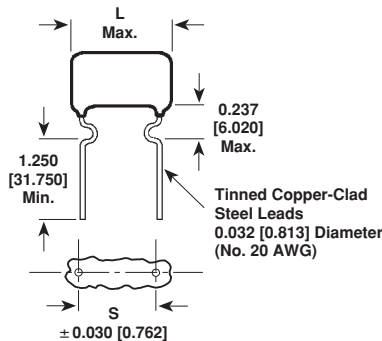
Capacitance Tolerance: ± 10%.

Dissipation Factor @ + 25°C: Maximum dissipation factor of 200 volts through 1000 volts shall be 1%; 1600 volt and 2000 volt ratings shall be 0.1% when measured at a frequency of 1000Hz.

Life Test: Capacitors are capable of withstanding a 500 hour life test at + 85°C at 150% of rated voltage. After test, capacitance shall not have changed by more than 5% of initial value and insulation resistance shall not have changed to less than 50% of initial limit.

DIMENSIONS in inches [millimeters]

Terminal B



STANDARD RATINGS in inches [millimeters]

± 10% TOLERANCE μF	PART NUMBER	SIZE		
		L	D	LEAD SPACING
200 WVDC				
0.02	2PSS20	0.70 [17.78]	0.33 [8.38]	.500 [12.700]
0.022	2PSS22	0.70 [17.78]	0.33 [8.38]	.500 [12.700]
0.047	2PSS47	0.90 [22.86]	0.38 [9.65]	.688 [17.475]
0.05	2PSS50	0.90 [22.86]	0.38 [9.65]	.688 [17.475]
0.10	2PSP10	1.20 [30.48]	0.40 [10.16]	.969 [24.613]
0.15	2PSP15	1.20 [30.48]	0.45 [11.43]	.969 [24.613]
0.20	2PSP20	1.20 [30.48]	0.50 [12.70]	.969 [24.613]
0.22	2PSP22	1.20 [30.48]	0.50 [12.70]	.969 [24.613]
0.25	2PSP25	1.20 [30.48]	0.50 [12.70]	.969 [24.613]
0.33	2PSP33	1.60 [40.64]	0.47 [11.94]	1.344 [34.138]
0.47	2PSP47	1.60 [40.64]	0.55 [13.97]	1.344 [34.138]
0.50	2PSP50	1.60 [40.64]	0.55 [13.97]	1.344 [34.138]



STANDARD RATINGS in inches [millimeters]				
$\pm 10\%$ TOLERANCE	PART NUMBER	SIZE		LEAD SPACING
		L	D	
400 WVDC				
0.01	4PSS10	0.70 [17.78]	0.35 [8.89]	.500 [12.700]
0.015	4PSS15	0.70 [17.78]	0.38 [9.65]	.500 [12.700]
0.02	4PSS20	0.90 [22.86]	0.38 [9.65]	.688 [17.475]
0.022	4PSS22	0.90 [22.86]	0.38 [9.65]	.688 [17.475]
0.025	4PSS25	0.90 [22.86]	0.40 [10.16]	.688 [17.475]
0.03	4PSS30	0.90 [22.86]	0.40 [10.16]	.688 [17.475]
0.033	4PSS33	0.90 [22.86]	0.40 [10.16]	.688 [17.475]
0.04	4PSS40	1.20 [30.48]	0.40 [10.16]	.969 [24.613]
0.047	4PSS47	1.20 [30.48]	0.40 [10.16]	.969 [24.613]
0.05	4PSS50	1.20 [30.48]	0.40 [10.16]	.969 [24.613]
0.068	4PSS68	1.20 [30.48]	0.45 [11.43]	.969 [24.613]
0.075	4PSS75	1.20 [30.48]	0.45 [11.43]	.969 [24.613]
0.10	4PSP10	1.20 [30.48]	0.52 [13.21]	.969 [24.613]
0.15	4PSP15	1.20 [30.48]	0.57 [14.48]	.969 [24.613]
0.20	4PSP20	1.60 [40.64]	0.60 [15.24]	1.344 [34.138]
0.22	4PSP22	1.60 [40.64]	0.60 [15.24]	1.344 [34.138]
0.25	4PSP25	1.60 [40.64]	0.65 [16.51]	1.344 [34.138]
600 WVDC				
0.001	6PSD10	0.70 [17.78]	0.30 [7.62]	.500 [12.700]
0.0012	6PSD12	0.70 [17.78]	0.33 [8.38]	.500 [12.700]
0.0015	6PSD15	0.70 [17.78]	0.33 [8.38]	.500 [12.700]
0.0018	6PSD18	0.70 [17.78]	0.33 [8.38]	.500 [12.700]
0.002	6PSD20	0.70 [17.78]	0.33 [8.38]	.500 [12.700]
0.0022	6PSD22	0.70 [17.78]	0.33 [8.38]	.500 [12.700]
0.0025	6PSD25	0.70 [17.78]	0.35 [8.89]	.500 [12.700]
0.0027	6PSD27	0.70 [17.78]	0.35 [8.89]	.500 [12.700]
0.003	6PSD30	0.70 [17.78]	0.35 [8.89]	.500 [12.700]
0.0033	6PSD33	0.70 [17.78]	0.35 [8.89]	.500 [12.700]
0.0039	6PSD39	0.70 [17.78]	0.38 [9.65]	.500 [12.700]
0.004	6PSD40	0.70 [17.78]	0.38 [9.65]	.500 [12.700]
0.0047	6PSD47	0.70 [17.78]	0.38 [9.65]	.500 [12.700]
0.005	6PSD50	0.70 [17.78]	0.38 [9.65]	.500 [12.700]
0.0056	6PSD56	0.70 [17.78]	0.40 [10.16]	.500 [12.700]
0.006	6PSD60	0.70 [17.78]	0.40 [10.16]	.500 [12.700]
0.0068	6PSD68	0.70 [17.78]	0.40 [10.16]	.500 [12.700]
0.0075	6PSD75	0.70 [17.78]	0.40 [10.16]	.500 [12.700]
0.008	6PSD80	0.90 [22.86]	0.40 [10.16]	.688 [17.475]
0.0082	6PSD82	0.90 [22.86]	0.40 [10.16]	.688 [17.475]
0.01	6PSS10	0.90 [22.86]	0.40 [10.16]	.688 [17.475]
0.012	6PSS12	0.90 [22.86]	0.40 [10.16]	.688 [17.475]
0.015	6PSS15	0.90 [22.86]	0.40 [10.16]	.688 [17.475]
0.02	6PSS20	0.90 [22.86]	0.45 [11.43]	.688 [17.475]
0.022	6PSS22	0.90 [22.86]	0.45 [11.43]	.688 [17.475]
0.025	6PSS25	0.90 [22.86]	0.45 [11.43]	.688 [17.475]
0.027	6PSS27	1.20 [30.48]	0.45 [11.43]	.969 [24.613]
0.03	6PSS30	1.20 [30.48]	0.45 [11.43]	.969 [24.613]
0.033	6PSS33	1.20 [30.48]	0.45 [11.43]	.969 [24.613]
0.035	6PSS35	1.20 [30.48]	0.45 [11.43]	.969 [24.613]
0.039	6PSS39	1.20 [30.48]	0.55 [13.97]	.969 [24.613]
0.04	6PSS40	1.20 [30.48]	0.55 [13.97]	.969 [24.613]
0.047	6PSS47	1.20 [30.48]	0.55 [13.97]	.969 [24.613]
0.05	6PSS50	1.20 [30.48]	0.55 [13.97]	.969 [24.613]
0.056	6PSS56	1.20 [30.48]	0.60 [15.24]	.969 [24.613]
0.06	6PSS60	1.20 [30.48]	0.60 [15.24]	.969 [24.613]
0.068	6PSS68	1.20 [30.48]	0.60 [15.24]	.969 [24.613]
0.075	6PSS75	1.20 [30.48]	0.60 [15.24]	.969 [24.613]
0.082	6PSS82	1.20 [30.48]	0.65 [16.51]	.969 [24.613]
0.10	6PSP10	1.20 [30.48]	0.65 [16.51]	.969 [24.613]



STANDARD RATINGS in inches [millimeters]				
$\pm 10\%$ TOLERANCE	PART NUMBER	SIZE		
		L	D	LEAD SPACING
600 WVDC (Continued)				
0.15	6PSP15	1.60 [40.64]	0.70 [17.78]	1.344 [34.138]
0.20	6PSP20	1.60 [40.64]	0.80 [20.32]	1.344 [34.138]
0.22	6PSP22	1.60 [40.64]	0.80 [20.32]	1.344 [34.138]
0.25	6PSP25	1.60 [40.64]	0.80 [20.32]	1.344 [34.138]
0.33	6PSP33	1.81 [45.97]	0.89 [22.61]	1.531 [38.887]
1000 WVDC				
0.001	10PSD10	0.70 [17.78]	0.33 [8.38]	.500 [12.700]
0.0015	10PSD15	0.70 [17.78]	0.33 [8.38]	.500 [12.700]
0.002	10PSD20	0.70 [17.78]	0.35 [8.89]	.500 [12.700]
0.0022	10PSD22	0.70 [17.78]	0.35 [8.89]	.500 [12.700]
0.0033	10PSD33	0.90 [22.86]	0.35 [8.89]	.688 [17.475]
0.004	10PSD40	0.90 [22.86]	0.40 [10.16]	.688 [17.475]
0.005	10PSD50	0.90 [22.86]	0.40 [10.16]	.688 [17.475]
0.0068	10PSD68	0.90 [22.86]	0.43 [10.92]	.688 [17.475]
0.01	10PSS10	0.90 [22.86]	0.48 [12.19]	.688 [17.475]
0.015	10PSS15	1.20 [30.48]	0.48 [12.19]	.969 [24.613]
0.022	10PSS22	1.20 [30.48]	0.58 [14.73]	.969 [24.613]
0.033	10PSS33	1.20 [30.48]	0.65 [16.51]	.969 [24.613]
0.039	10PSS39	1.60 [40.64]	0.65 [16.51]	1.344 [34.138]
0.047	10PSS47	1.60 [40.64]	0.65 [16.51]	1.344 [34.138]
0.056	10PSS56	1.60 [40.64]	0.75 [19.05]	1.344 [34.138]
0.068	10PSS68	1.60 [40.64]	0.75 [19.05]	1.344 [34.138]
0.10	10PSP10	1.60 [40.64]	0.85 [21.59]	1.344 [34.138]
1600 WVDC				
0.001	16PSD10	1.30 [33.02]	0.50 [12.70]	.969 [24.613]
0.0015	16PSD15	1.30 [33.02]	0.50 [12.70]	.969 [24.613]
0.002	16PSD20	1.30 [33.02]	0.50 [12.70]	.969 [24.613]
0.0022	16PSD22	1.30 [33.02]	0.50 [12.70]	.969 [24.613]
0.003	16PSD30	1.30 [33.02]	0.50 [12.70]	.969 [24.613]
0.0033	16PSD33	1.30 [33.02]	0.50 [12.70]	.969 [24.613]
0.0039	16PSD39	1.30 [33.02]	0.50 [12.70]	.969 [24.613]
0.004	16PSD40	1.30 [33.02]	0.50 [12.70]	.969 [24.613]
0.0047	16PSD47	1.30 [33.02]	0.50 [12.70]	.969 [24.613]
0.005	16PSD50	1.30 [33.02]	0.50 [12.70]	.969 [24.613]
0.006	16PSD60	1.30 [33.02]	0.55 [13.97]	.969 [24.613]
0.0068	16PSD68	1.30 [33.02]	0.55 [13.97]	.969 [24.613]
0.008	16PSD80	1.30 [33.02]	0.60 [15.24]	.969 [24.613]
0.01	16PSS10	1.30 [33.02]	0.60 [15.24]	.969 [24.613]
0.015	16PSS15	1.30 [33.02]	0.65 [16.51]	.969 [24.613]
0.018	16PSS18	1.70 [43.18]	0.85 [21.59]	1.344 [34.138]
0.02	16PSS20	1.70 [43.18]	0.65 [16.51]	1.344 [34.138]
0.022	16PSS22	1.70 [43.18]	0.65 [16.51]	1.344 [34.138]
0.03	16PSS30	1.70 [43.18]	0.75 [19.05]	1.344 [34.138]
0.033	16PSS33	1.70 [43.18]	0.75 [19.05]	1.344 [34.138]
0.04	16PSS40	1.70 [43.18]	0.85 [21.59]	1.344 [34.138]
0.047	16PSS47	1.70 [43.18]	0.85 [21.59]	1.344 [34.138]
0.05	16PSS50	1.70 [43.18]	0.85 [21.59]	1.344 [34.138]
2000 WVDC				
0.001	20PSD10	1.30 [33.02]	0.50 [12.70]	.969 [24.613]
0.0015	20PSD15	1.30 [33.02]	0.50 [12.70]	.969 [24.613]
0.0022	20PSD22	1.30 [33.02]	0.50 [12.70]	.969 [24.613]
0.0033	20PSD33	1.30 [33.02]	0.55 [13.97]	.969 [24.613]
0.0047	20PSD47	1.30 [33.02]	0.60 [15.24]	.969 [24.613]
0.0056	20PSD56	1.30 [33.02]	0.65 [16.51]	.969 [24.613]
0.0068	20PSD68	1.30 [33.02]	0.65 [16.51]	.969 [24.613]
0.0082	20PSD82	1.30 [33.02]	0.70 [17.78]	.969 [24.613]
0.027	20PSS27	1.70 [43.18]	0.95 [24.13]	1.344 [34.138]



Disclaimer

All product specifications and data are subject to change without notice.

Vishay Intertechnology, Inc., its affiliates, agents, and employees, and all persons acting on its or their behalf (collectively, "Vishay"), disclaim any and all liability for any errors, inaccuracies or incompleteness contained herein or in any other disclosure relating to any product.

Vishay disclaims any and all liability arising out of the use or application of any product described herein or of any information provided herein to the maximum extent permitted by law. The product specifications do not expand or otherwise modify Vishay's terms and conditions of purchase, including but not limited to the warranty expressed therein, which apply to these products.

No license, express or implied, by estoppel or otherwise, to any intellectual property rights is granted by this document or by any conduct of Vishay.

The products shown herein are not designed for use in medical, life-saving, or life-sustaining applications unless otherwise expressly indicated. Customers using or selling Vishay products not expressly indicated for use in such applications do so entirely at their own risk and agree to fully indemnify Vishay for any damages arising or resulting from such use or sale. Please contact authorized Vishay personnel to obtain written terms and conditions regarding products designed for such applications.

Product names and markings noted herein may be trademarks of their respective owners.