

DIN MOUNTING RAILS


Altech DIN Rails comply with DIN 50045, 50022 and 50035 Standards. DIN Rails have been accepted throughout the world, allowing the designer to mount a wide variety of control components, devices, terminal blocks, etc. on the same rail. The use of DIN Rails enhances design capabilities, saves space and reduces labor.

Standard rails are made of steel with zinc plating and chromate passivation and are available in various configurations.

DIN Rails are available in 35mm (7.5 and 15mm deep), 32mm and 15mm widths and are supplied in 1 m (3'3") and 2 m (6'6") lengths. Upon request they can be cut to custom lengths and punched with holes or perforations.


- 35mm, 32mm, 15mm
- Perforated or unperforated
- Rail material is steel with electrolytic zinc plating

DIN35




Type	Cat. No.	Length	Std. Pk.
Perforated Steel	2511120	2m	20
	2511120/1M	1m	40
Unperforated Steel	2511110	2m	20
	2511110/1M	1m	40

DIN35



Type	Cat. No.	Length	Std. Pk.
Perforated Steel	CA701-15/S-2M	2m	12
	CA701-15/S	1m	24
Unperforated Steel	CA701-15-2M	2m	12
	CA701-15	1m	24

DIN32



Type	Cat. No.	Length	Std. Pk.
Perforated Steel	2511160	2m	12
	2511160/1M	1m	24
Unperforated Steel	2511150	2m	12
	2511150/1M	1m	24

DIN15



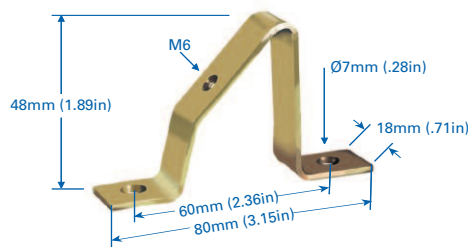
Type	Cat. No.	Length	Std. Pk.
Perforated Steel	CA601/S	1m	40

SUPPORT BRACKETS

Support Brackets elevate DIN Rails away from the panel to facilitate component mounting and to increase wiring access. Angled brackets tilt the rail by 45° to improve visibility. Straight brackets are available in three heights for optimum positioning of the rail.

Brackets mount with 2 screws to any panel or flat surface and have tapped center holes for rail mounting. Bracket material is steel, zinc plated yellow chromated.

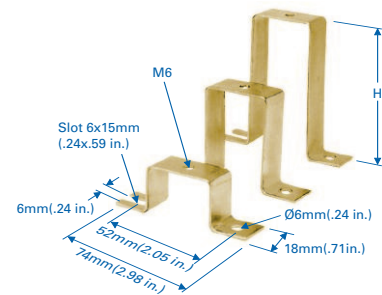
CA603



Suitable for all mounting rails

Cat. No.	Std. Pk.
CA603	25

TSTW



Complete with rail mounting hardware: including one screw & one locknut

Height	Cat. No.	Std. Pk.
1"	CA703	25
2"	CA803	25
3"	CA903	25