

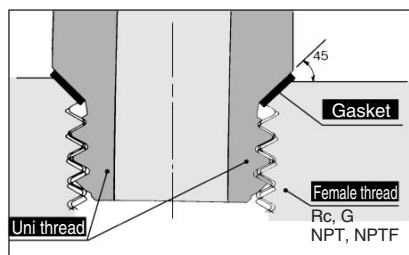
Uni One-touch Fittings

Series KQ2

Applicable Tubing: Metric Size

Connection Thread: Rc, G, NPT, NPTF

New-stand male thread for piping that reduces the screw-in time by 1/3.

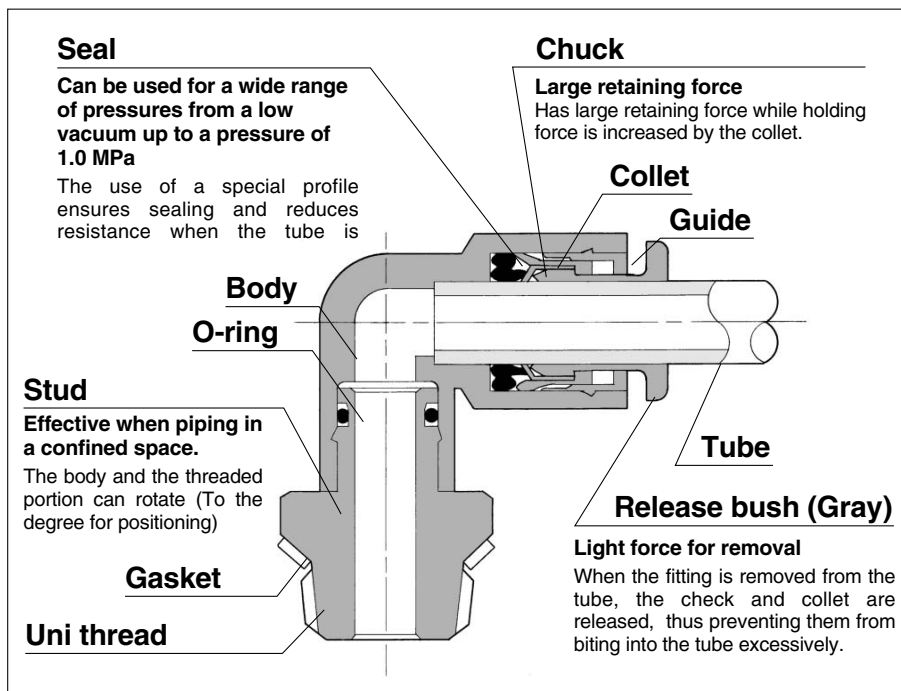


Uni thread ridge shape

A gasket made of a stainless sheet covered with laminated NBR on both sides is seated on the chamfer of a female thread for a perfect sealing construction irrespective of the difference in thread diameters due to the difference in the types of female threads, variation in tolerance, or difference in the size of chamfer. (It is applicable to any female thread with an ordinary chamfer.)

A ridge shape has been created as a Uni thread for common applications for Rc, G, NPT and NPTF.

The male thread for piping drastically cuts piping man-hours.



Applicable Tubing

Tubing material	Nylon, Soft nylon, Polyurethane
Tubing O.D.	ø4, ø6, ø8, ø10, ø12, ø16

Product's Color

Series	Body	Release button
Series KQ2	White	Light gray
Series KQ	Black	Blue




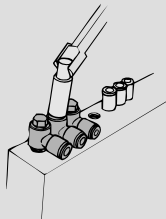

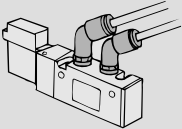

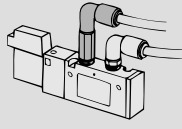

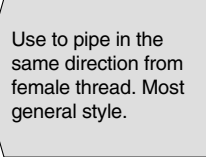

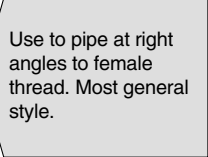

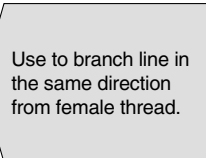

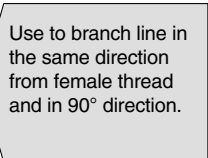

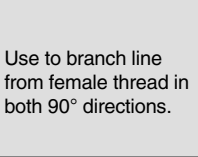

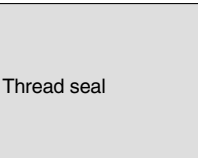
Specifications

Fluid	Air/Water ^{Note)}
Maximum operating pressure	1.0 MPa
Operating vacuum pressure	-100 kPa
Proof pressure	3.0 MPa
Ambient and fluid temperature	-5 to 60°C, Water: 0 to 40°C (No freezing)

Note) Applicable for general industrial water. Please consult with SMC if using for other kinds of fluid. Also, the surge pressure must be under the maximum operating pressure.

Principal Parts Material

Body	C3604BD, PBT
Stud	C3604BD (Thread portion)
Chuck	Stainless steel 304
Guide	Stainless steel 304, C3604BD, POM
Collet, Release button	POM
Seal, O-ring	NBR
Gasket	Stainless steel 304, NBR

Model			
Hex. socket head male connector KQ2S P. 36 	Internal hex. allows thread connection by using an allen wrench for confined spaces. 	Universal male elbow KQ2V P. 36 	Universal male elbow allows thread connection by using a socket wrench for confined spaces. 
45° male elbow KQ2K P. 36 	Use to pipe in 45° direction from female thread. Model in-between of male connector and male elbow. 	Extended male elbow KQ2W P. 36 	Basically, it is used together with male elbow. Different point is that it is used for fittings to avoid with interfering with each other by making the piping two-level. 
Male connector KQ2H P. 34 	Use to pipe in the same direction from female thread. Most general style. 	Male elbow KQ2L P. 34 	Use to pipe at right angles to female thread. Most general style. 
Branch "Y" KQ2U P. 35 	Use to branch line in the same direction from female thread. 	Male run tee KQ2Y P. 35 	Use to branch line in the same direction from female thread and in 90° direction. 
		Male branch tee KQ2T P. 34 	Use to branch line from female thread in both 90° directions. 
		Gasket KQG P. 36 	Thread seal 

- K
- M
- H
- D
- MS
- T
- VMG

How to Order

KQ 2 H 06 U01

- One-touch fittings**
- Product's color**

Symbol	Body	Release button
2	White	Light gray
Nil	Black	Blue
- Applicable tubing O.D.**

04	ø4
06	ø6
08	ø8
10	ø10
12	ø12
16	ø16
- Port size**

Thread connection	U01	Uni 1/8
	U02	Uni 1/4
	U03	Uni 3/8
	U04	Uni 1/2
- Model**

H	Male connector	T	Male branch tee
S	Hex. socket head male connector	Y	Male run tee
L	Male elbow	U	Branch
K	45° male elbow		
V	Universal male elbow		
W	Extended male elbow		

How to Order Gasket

KQG—U01

- Gasket for Uni One-touch fittings**
- Applicable port size**

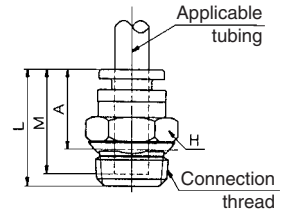
U01	Uni 1/8
U02	Uni 1/4
U03	Uni 3/8
U04	Uni 1/2

Series KQ2

<Metric size> Male Connector: KQ2H



Applicable tubing O.D. (mm)	Connection thread Uni One-touch fittings	Model	H (width across flats)	L	A*	M	Effective area (mm ²)		Weight (g)
							Nylon	Urethane	
4	1/8	KQ2H04-U01	10	18.5	13.5	16	5.6	5.6	5
	1/4	KQ2H04-U02	14	16.5	10.5				10
6	1/8	KQ2H06-U01	12	19.5	14.5	17	13.1	13.1	5
	1/4	KQ2H06-U02	14		13				10
	3/8	KQ2H06-U03	17	17.5	11.5				16
8	1/8	KQ2H08-U01	14	25	20.5	18.5	26.1	18.0	11
	1/4	KQ2H08-U02		21.5	15.5				27
	3/8	KQ2H08-U03	17	19.5	13.5				33
10	1/8	KQ2H10-U01	17	28	23	21	41.5	29.5	17
	1/4	KQ2H10-U02			22				17
	3/8	KQ2H10-U03	24	18	14				
	1/2	KQ2H10-U04	22	22	14				28
12	1/4	KQ2H12-U02	19	30.5	24.5	22	58.3	46.1	22
	3/8	KQ2H12-U03		25.5	19.5				16
	1/2	KQ2H12-U04	22	24.5	16.5				28
16	3/8	KQ2H16-U03	24	33.5	27.5	24	81	(81)	39
	1/2	KQ2H16-U04		28.5	20.5				113

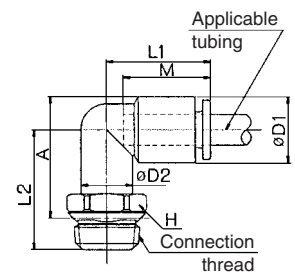


* Reference dimensions after Uni thread installation. Note) Dimensions in () are the case of soft nylon tubing.

<Metric size> Male Elbow: KQ2L



Applicable tubing O.D. (mm)	Connection thread Uni One-touch fittings	Model	H (width across flats)	øD1	øD2	L1	L2	A*	M	Effective area (mm ²)		Weight (g)
										Nylon	Urethane	
4	1/8	KQ2L04-U01	10	10.4	10	18	20	20.5	16	4.2	4.2	8
	1/4	KQ2L04-U02	14				22	21.5				14
6	1/8	KQ2L06-U01	10	12.8	10	20	21.5	23.5	17	11.4	11.4	9
	1/4	KQ2L06-U02	14				23	23				15
	3/8	KQ2L06-U03	17				24	24.5				23
8	1/8	KQ2L08-U01	12	15.2	12	23	22.5	25.5	18.5	21.6	14.9	11
	1/4	KQ2L08-U02	14				24.5	26				16
	3/8	KQ2L08-U03	17				25.5	27				24
10	1/8	KQ2L10-U01	17	18.5	17	26.5	25	29.5	21	35.2	25.0	24
	1/4	KQ2L10-U02					26.5	30				21
	3/8	KQ2L10-U03	27				30.5	25				
	1/2	KQ2L10-U04	22				30	31.5				45
12	1/4	KQ2L12-U02	17	20.9	17	28.5	27	31.5	22	50.2	39.7	23
	3/8	KQ2L12-U03					28	32.5				27
	1/2	KQ2L12-U04	22				31	33.5				48
16	3/8	KQ2L16-U03	22	26.5	21	33	33	35	24	71	(71)	49
	1/2	KQ2L16-U04					35	35				100

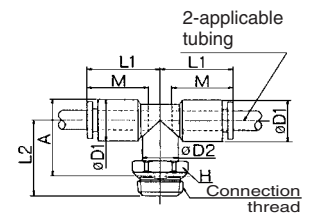


* Reference dimensions after Uni thread installation. Note) Dimensions in () are the case of soft nylon tubing.

<Metric size> Male Branch Tee: KQ2T



Applicable tubing O.D. (mm)	Connection thread Uni One-touch fittings	Model	H (width across flats)	øD1	øD2	L1	L2	A*	M	Effective area (mm ²)		Weight (g)
										Nylon	Urethane	
4	1/8	KQ2T04-U01	10	10.4	10	18	20	21.5	16	6.0	6.0	9
	1/4	KQ2T04-U02	14				22	21.5				15
6	1/8	KQ2T06-U01	10	12.8	10	20	21.5	23.5	17	13.9	13.9	11
	1/4	KQ2T06-U02	14				23	23				17
	3/8	KQ2T06-U03	17				24	24.5				26
8	1/8	KQ2T08-U01	12	15.2	12	23	22.5	26	18.5	26.3	18.2	15
	1/4	KQ2T08-U02	14				24.5	26				20
	3/8	KQ2T08-U03	17				25.5	27				28
10	1/8	KQ2T10-U01	17	18.5	17	26.5	25	29.5	21	40.8	29.0	30
	1/4	KQ2T10-U02					26.5	30				27
	3/8	KQ2T10-U03	27				30.5	31				
	1/2	KQ2T10-U04	22				30	31.5				51
12	1/4	KQ2T12-U02	17	20.9	17	28.5	27	31.5	22	57.2	45.2	31
	3/8	KQ2T12-U03					28	32.5				34
	1/2	KQ2T12-U04	22				31	33.5				54
16	3/8	KQ2T16-U03	22	26.9	21	33	33	35	24	71	(71)	62
	1/2	KQ2T16-U04					35	35				100



* Reference dimensions after Uni thread installation. Note) Dimensions in () are the case of soft nylon tubing.