


■ Features :

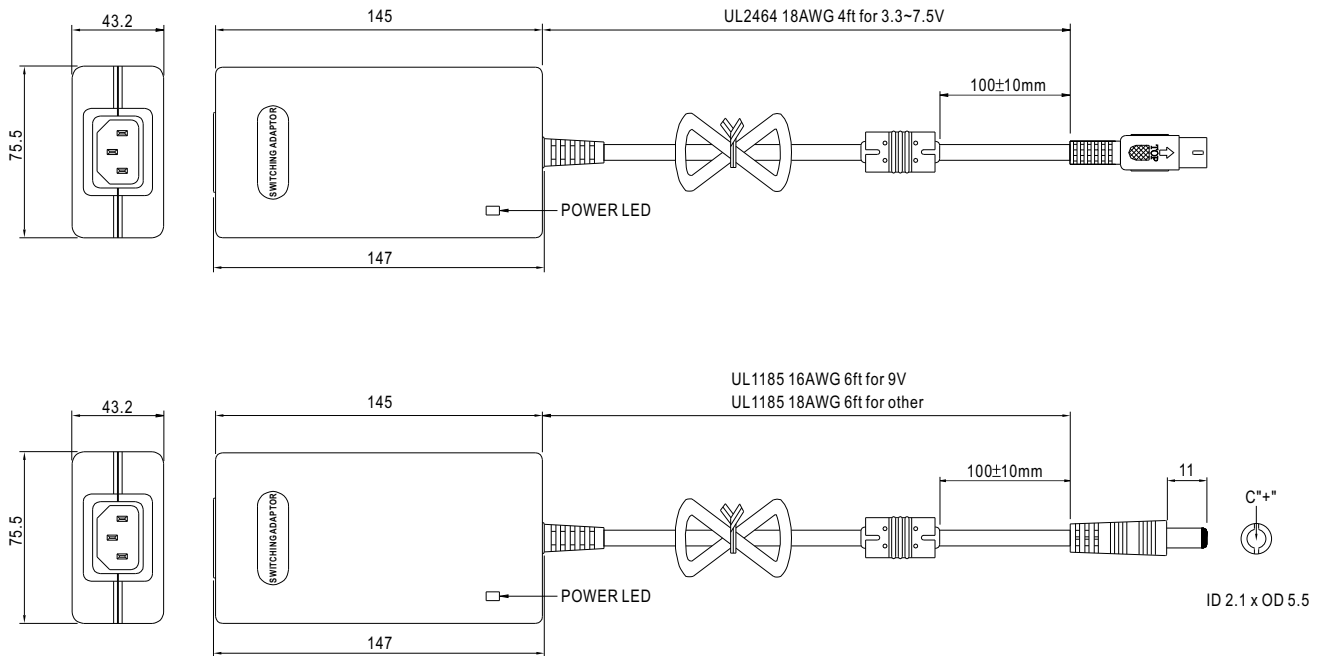
- Universal AC input / Full range
- 3 pole AC inlet IEC320-C14
- Class I power (with earth pin)
- Full output 3~48V safety approval
- Protections: Short circuit / Overload / Over voltage / Over temp.
- Fully enclosed plastic case
- Fix switching frequency and regulation
- Topology: Top switch circuit
- LED indicator for power on
- Approvals: UL / CUL / TUV / CB / CE
- 2 years warranty


SPECIFICATION

ORDER NO.	MES50A-0R1B	MES50A-1R1B	MES50A-1-1R1B	MES50A-2P1J	MES50A-3P1J	MES50A-4P1J	MES50A-5P1J	MES50A-6P1J	MES50A-7P1J	MES50A-8P1J		
OUTPUT	SAFETY MODEL NO.	MES50A-0	MES50A-1	MES50A-1-1	MES50A-2	MES50A-3	MES50A-4	MES50A-5	MES50A-6	MES50A-7	MES50A-8	
	DC VOLTAGE Note.2	3.3V	5V	7.5V	9V	12V	15V	18V	24V	28V	48V	
	RATED CURRENT	7.5A	7.5A	5.33A	5.0A	4.16A	3.33A	2.77A	2.08A	1.78A	1.04A	
	CURRENT RANGE	0 ~ 7.5A	0 ~ 7.5A	0 ~ 5.33A	0 ~ 5.0A	0 ~ 4.16A	0 ~ 3.33A	0 ~ 2.77A	0 ~ 2.08A	0 ~ 1.78A	0 ~ 1.04A	
	RATED POWER	24.75W	37.5W	40W	45W	50W	50W	50W	50W	50W	50W	
	RIPPLE & NOISE (max.) Note.3	50mVp-p	50mVp-p	75mVp-p	90mVp-p	100mVp-p	100mVp-p	150mVp-p	150mVp-p	150mVp-p	200mVp-p	
	VOLTAGE ADJ. RANGE	Fixed										
	VOLTAGE TOLERANCE Note.4	±10%	±6.0%	±5.0%	±5.0%	±3.0%	±3.0%	±3.0%	±2.0%	±2.0%	±2.0%	
	LINE REGULATION Note.5	±1.0%	±1.0%	±1.0%	±1.0%	±1.0%	±1.0%	±1.0%	±1.0%	±1.0%	±1.0%	
	LOAD REGULATION Note.6	±10%	±6.0%	±5.0%	±5.0%	±3.0%	±3.0%	±3.0%	±2.0%	±2.0%	±2.0%	
SETUP, RISE, HOLD UP TIME	300ms, 50ms, 16ms at full load											
INPUT	VOLTAGE RANGE	90 ~ 264VAC 135~370VDC										
	FREQUENCY RANGE	47~63Hz										
	EFFICIENCY (Typ.)	60%	67%	70%	72%	74%	75%	78%	78%	80%	80%	
	AC CURRENT	1.5A / 100VAC										
	INRUSH CURRENT (max.)	90A / 230VAC										
	LEAKAGE CURRENT (max.)	0.5mA / 240VAC										
PROTECTION	OVERLOAD	112 ~ 250% rated output power					150 ~ 350% rated output power					
		Protection type : Hiccup mode, recovers automatically after fault condition is removed										
	OVER VOLTAGE	110 ~ 150% rated output voltage										
	Protection type : Hiccup mode, recovers automatically after fault condition is removed											
OVER TEMPERATURE	Tj 135°C typically (IC1) detect on main control IC											
	Protection type : Shut down o/p voltage, recovers automatically after temperature goes down											
ENVIRONMENT	WORKING TEMP.	0 ~ +65°C (Refer to output load derating curve)										
	WORKING HUMIDITY	20% ~ 90% RH non-condensing										
	STORAGE TEMP., HUMIDITY	-20 ~ +85°C, 10 ~ 95% RH										
	TEMP. COEFFICIENT	±0.03% / °C (0 ~ 50°C)										
	VIBRATION	10 ~ 500Hz, 2G 10min./1cycle, period for 60min. each along X, Y, Z axes										
SAFETY & EMC (Note. 7)	SAFETY STANDARDS	UL2601-1, IEC60601-1, EN60601-1 approved										
	WITHSTAND VOLTAGE	I/P-O/P: 5656VDC, I/P-FG: 2828VDC										
	ISOLATION RESISTANCE	I/P-O/P, I/P-FG: 100M Ohms / 500VDC / 25°C / 70% RH										
	EMI CONDUCTION & RADIATION	Compliance to EN55011(CISPR11) class B										
	HARMONIC CURRENT	Compliance to EN61000-3-2,3										
	EMS IMMUNITY	Compliance to EN60601-1-2 (EN61000-4-2,3,4,5,6,8,11) light industry level, criteria A										
OTHERS	MTBF	-----										
	DIMENSION	147*75.5*43.2mm (L*W*H)										
	PACKING	0.55Kg ; 36pcs / 21Kg / CARTON										
CONNECTOR	PLUG	See page 2, Other type available by customer requested										
	CABLE	See page 2, Other type available by customer requested										
NOTE	1.All parameters are specified at 230VAC input, rated load, 25°C 70% RH ambient. 2.DC voltage: The output voltage set at point measure by plug terminal & 50% load. 3.Ripple & noise are measured at 20MHz by using a 12" twisted pair terminated with a 0.1uf & 47uf capacitor. 4.Tolerance: includes set up tolerance, line regulation, load regulation. 5.Line regulation is measured from low line to high line at rated load. 6.Load regulation is measured from 0% to 100% rated load. 7.The power supply is considered a component which will be installed into a final equipment. The final equipment must be re-confirmed that it still meets EMC directives.											

Mechanical Specification

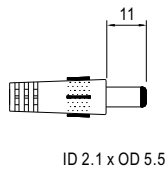
Unit:mm



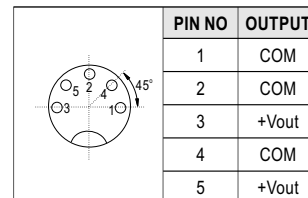
Plug Assignment

Standard plug: Others P1J (option)

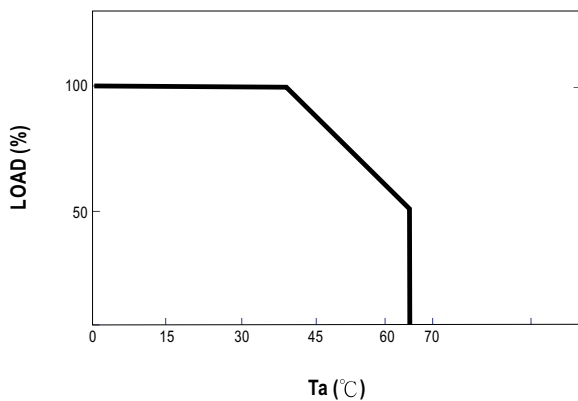
P1J	
P/N	OUTPUT
CENTER	+



Standard plug: 3.3V,5V,7.5V R1B (option)



Derating Curve



Static Characteristics

