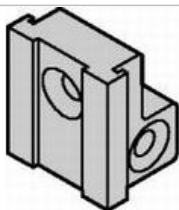


## Printed board bracket



5c

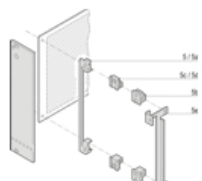
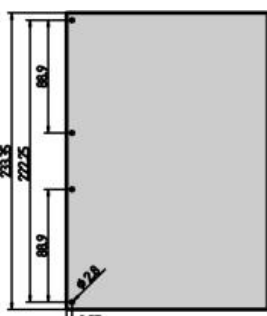
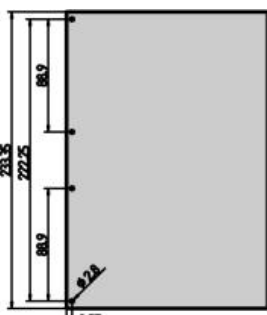


Diagram shows all PCB brackets



Drill hole dimensions on PCB, 3 U



Drill hole dimensions on PCB, 6 U

Part no.: 60807-181

Add to basket



### Features:

- For fixing PCB to front panel
- For plug-in units with:
  - IEL/IET insertion/extractor handles
  - XL insertion/extractor handles
  - Extractor handle, trapeziform, type 2
  - Extractor handle in trapezoidal form
  - Extractor handle in key form 1
  - Extractor handle in key form 2
  - Trapeziform handles without extraction function

Standard pack quantity 10



### Technical information:

Description	Description	Qty/PU	Application
Printed board bracket Zn die-cast	Zn die-cast	1 piece	

### Downloads:

3D PDF with CAD data (STEP/DWG/DXF/PDF) ([Log in](#) Required)

To gain access to the additional information you must [Log in](#).  
 If you do not yet have a user name, you may [Register here](#).

### Delivery comprises:

Item	Qty	Description
5c	1	PCB support, die-cast zinc, with M2.5 thread for fixing to front panel and board

### Accessories:

Part no.	Description	
<a href="#">21101-069</a>	Pozidrive panhead screw M2.5 x 8, St, nickel-plated, PU 100 pieces	<a href="#">Add to basket</a>
<a href="#">21100-710</a>	Assembly parts 2.5 x 8, St, zinc-plated, PU 100 pieces	<a href="#">Add to basket</a>
<a href="#">21100-721</a>	Washer 2.7 DIN 125, St, nickel-plated, 100 pieces	<a href="#">Add to basket</a>
<a href="#">21100-144</a>	Hexagonal nut A 2.5, nickel-plated, PU 100 pieces	<a href="#">Add to basket</a>

### Technical Data:

#### Required number

For plug-in units with	3 U	6 U
IEL/IET insertion/extractor handle	1	-
XL insertion/extractor handle	1	-
Extractor handle, trapeziform, type 2	1	-
Extractor handle in trapezoidal form	1	2
Extractor handle in key form 1	1	-
Extractor handle in key form 2	1	2
Fixed trapeziform handle	2	2

### Note:

- Delivery is exclusively in standard pack quantity
- 6 U mounting: To increase stability it may be necessary to drill holes on the PCB. Similarly, holes must be drilled in the front panel and additional PCB supports ordered with fixing materials

### CATEGORY

- Home
- Cabinets
- Wall-mounted enclosure
- 19" Cases, Table top cases and Tower cases
- Subbrcks and 19" chassis
- Modules
  - ▶ Front panels
  - ▶ **Plug-in units**
    - ▶ Plug-in units with IEL insertion/extractor handle for CompactPCI/VME64x applications
    - ▶ Heavy load XL insertion/extractor handles
    - ▶ **Plug-in units with trapeziform extractor handle, type 2**
    - ▶ Plug-in units with trapeziform extractor handle
    - ▶ Plug-in units for Multibus®II
    - ▶ Extractor handle in key forms 1 and 2
    - ▶ Plug-in units with fixed trapeziform handle
    - ▶ Plug-in unit with mechanical protection (trapeziform fixed handle)
  - ▶ Frame-type plug-in units PRO
  - ▶ HF frame-type plug-in units
  - ▶ PCB accessories
  - ▶ Assembly kit
  - ▶ FPCS front element systems
  - ▶ Connectors
  - ▶ Accessories - Busbars
  - ▶ Phase-out products
- Systems
- Power supply
- Backplanes, Test adapters
- Climate control
- Socket strips

### SEARCH

Please enter the part no. or a search term:

### BASKET

### LOGIN

Description/Part no.:

Basket: 0 Item Selected

- [Show basket](#)
- [Empty basket](#)
- [Quick order](#)

User name:

Password:

I would like to remain logged in on this computer..

[Register](#) | [I have forgotten my password.](#)