

# Outdoor Air Conditioners

800-4000 BTU/Hr. (234-1172 Watts)



**T15**



**T20**



**T29**

## Features

- Stock models are equipped with head pressure control for low ambient operation, compressor heater, coated condenser coil, malfunction switch, thermostat, and heater package.
- The filter is easily accessible.
- Stock unit agency approvals included CE, UL, TYPE 12, TYPE 3R and TYPE 4.
- Compact footprint to minimize real estate and maximize capacity.
- Standard models provided as surface or fully recessed mount. Partial mount models available upon request.
- Designed to achieve seal capable of TYPE 4 and/or GR-487 wind driven rain.
- Broad operating range -40°F to 131°F.
- 100% functionally tested.
- RPM Service™ coverage on all units.
- All units use a CFC-free or environmentally safe refrigerant.



**TYPE 12 TYPE 4  
TYPE 3R RoHS**

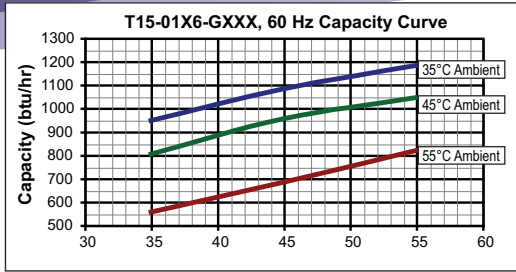
CE, UL file SA6453. UL50 TYPE 12, TYPE 3R, TYPE 4 rating maintained when properly installed on an equally rated enclosure.

## Option Packages (see pg. B.47)

	T15	T20	T29
Thermostat Package	✓	✓	✓
Thermostat/Malfunction Package	✓	✓	✓
Special Voltage Package	✓	✓	✓
Low Temperature Package	✓	✓	✓
Heater Package	✓	✓	✓
Corrosive Environment Package	✓	✓	✓
Stainless Steel Package	✓	✓	✓
Tamper Resistant Hardware Package	✓	✓	✓
Lead Lag Control Package	✓	✓	✓

## McLean Thermal Closed-loop Cooling

McLean Thermal air conditioners are designed and tested to maintain a UL 50 rated separation of the external ambient airflow from the sealed cabinet interior. This protects the electronic controls and equipment from shutdown caused by heat, humidity, dust and other contaminants.



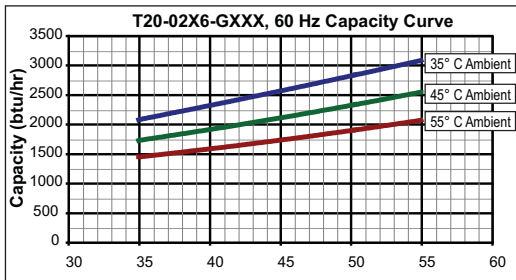
## T15 Series

800-900 BTU/Hr. (234-264 Watts)  
H x W x D: 15.75" (400) x 7.50" (191) x 6.30" (160)

Model	Stock	Voltage	Hz	Phase	Amps	BTU/Hr @ 131°F/131°F	60 Hz Max Amb Temp °F/°C	Shipping Weight Lbs/Kgs
T15-0116-G150	STOCK	100/115	50/60	1	3.8/3.6	800/800	131/55	27/12
T15-0116-GXXX		100/115	50/60	1	3.8/3.6	800/800	131/55	27/12
T15-0126-G150	STOCK	220/230	50/60	1	1.4/1.5	800/900	131/55	27/12
T15-0126-GXXX		220/230	50/60	1	1.4/1.5	800/900	131/55	27/12
T15-0146-G400		460	50/60	1	0.7/0.8	800/900	131/55	37/17
T15-0146-GXXX *		460	50/60	1	0.7/0.8	800/900	131/55	37/17

-XXX will be replaced with a three-digit number designating all desired options. Consult the factory for specific model numbers.

\* Transformer mounted outside in a separate box attached to the unit.



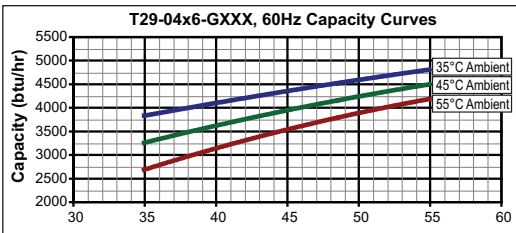
## T20 Series

2000 BTU/Hr. (586 Watts)  
H x W x D: 20" (508) x 10" (254) x 9.90" (251)

Model	Stock	Voltage	Hz	Phase	Amps 131°F/131°F	BTU/Hr @ 131°F/131°F	Max Amb Temp °F/°C	Shipping Weight Lbs/Kgs
T20-0216-G150	STOCK	115	50/60	1	7.0	1800/2000	131/55	56/25
T20-0216-GXXX		115	50/60	1	7.0	1800/2000	131/55	56/25
T20-0226-G150	STOCK	230	50/60	1	3.5	1800/2000	131/55	56/25
T20-0226-GXXX		230	50/60	1	3.5	1800/2000	131/55	56/25
T20-0246-G400		460	50/60	1	1.9/1.9	1800/2000	131/55	66/30
T20-0246-GXXX *		460	50/60	1	1.9/1.9	1800/2000	131/55	66/30

-XXX will be replaced with a three-digit number designating all desired options. Consult the factory for specific model numbers.

\* Transformer mounted outside in a separate box attached to the unit.



## T29 Series

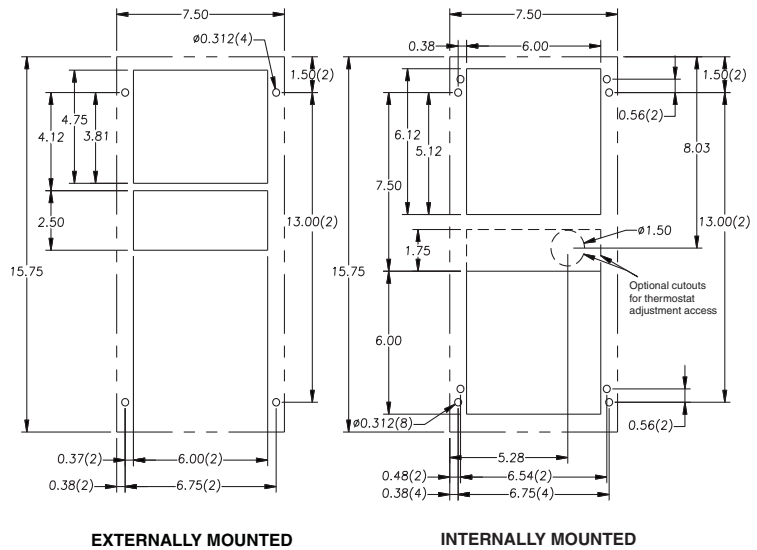
4000 BTU/Hr. (1172 Watts)  
H x W x D: 29" (737) x 17" (432) x 11.30" (287)

Model	Stock	Voltage	Hz	Phase	Amps 131°F/131°F	BTU/Hr @ 131°F/131°F	Max Amb Temp °F/°C	Shipping Weight Lbs/Kgs
T29-0416-G150	STOCK	115	50/60	1	13.8/13.6	3600/4000	131/55	107/48.6
T29-0416-GXXX		115	50/60	1	13.8/13.6	3600/4000	131/55	107/48.6
T29-0426-G150	STOCK	230	50/60	1	6.9/6.8	3600/4000	131/55	107/48.6
T29-0426-GXXX		230	50/60	1	6.9/6.8	3600/4000	131/55	107/48.6
T29-0446-G400		460	50/60	1	3.8/3.7	3600/4000	131/55	127/58
T29-0446-GXXX		460	50/60	1	3.8/3.7	3600/4000	131/55	127/58

-XXX will be replaced with a three-digit number designating all desired options. Consult the factory for specific model numbers.

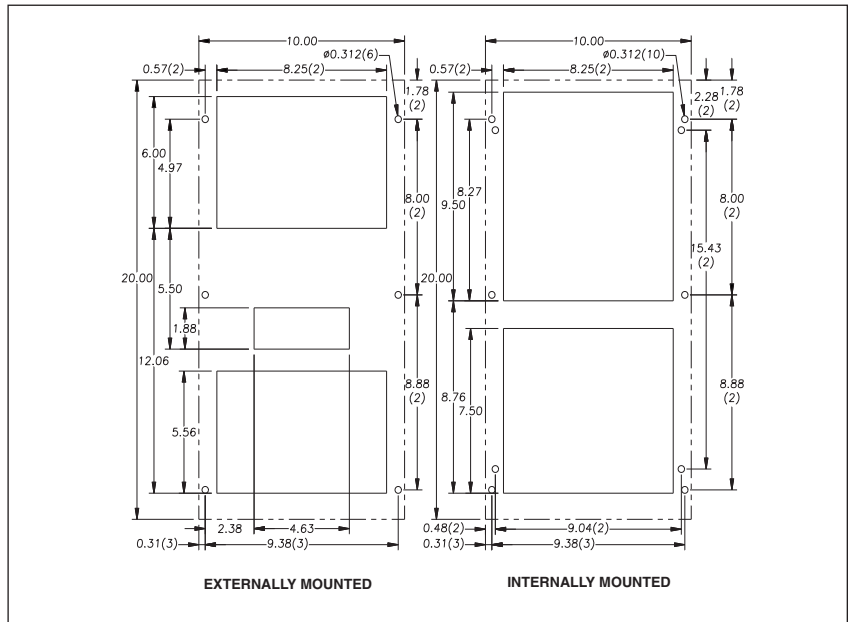
## T15 Series CUT-OUT NOTES

1. Dash lines represent air conditioner.
2. Cut-out dimensions for standard product only.



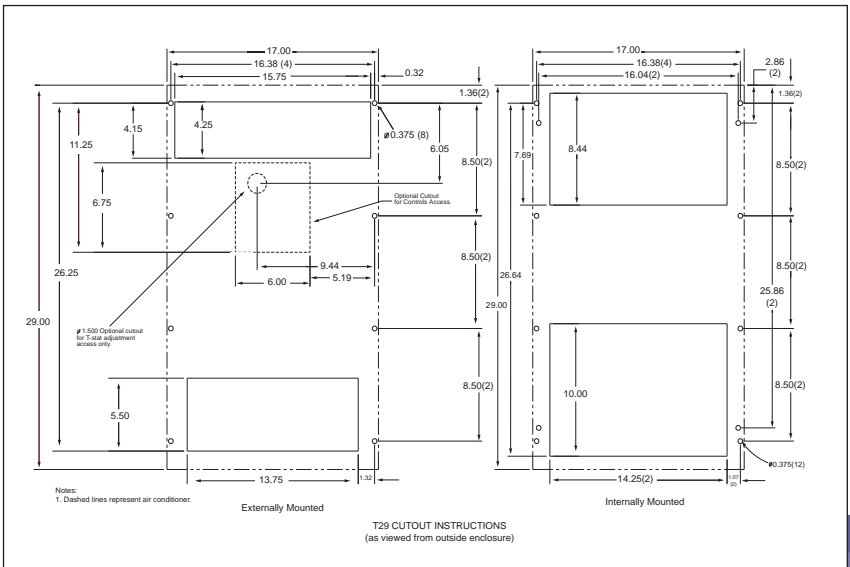
## T20 Series CUT-OUT NOTES

1. Dash lines represent air conditioner.
2. Cut-out dimensions for standard product only.



## T29 Series CUT-OUT NOTES

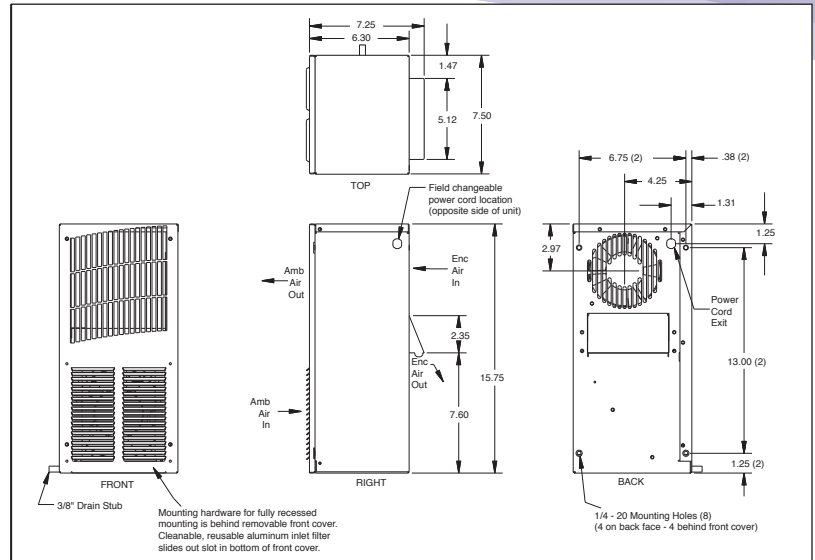
1. Dash lines represent air conditioner.
2. Cut-out dimensions for standard product only.



## DESIGN NOTES

1. Gasket kit for mounting to enclosure included.

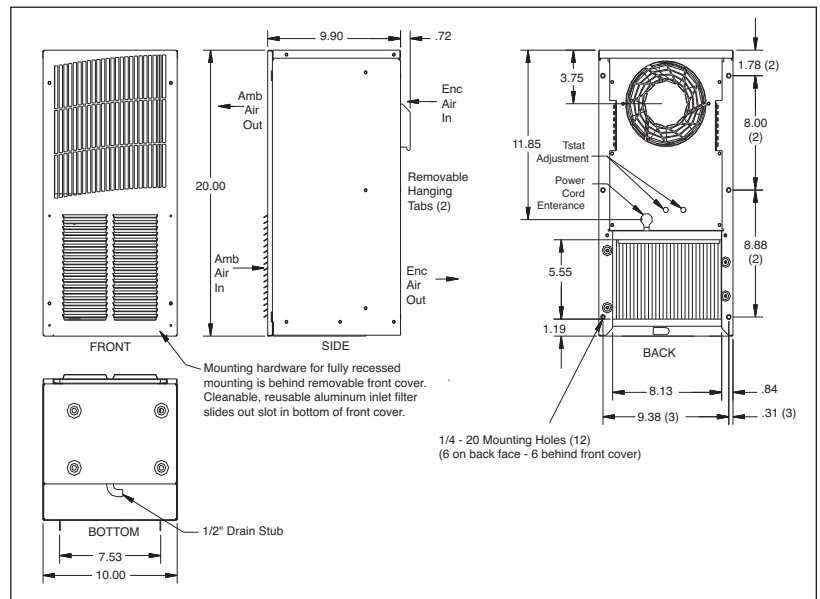
2. Service cord terminated with appropriate plug cap.



## DESIGN NOTES

1. Gasket kit for mounting to enclosure included.

2. Service cord terminated with appropriate plug cap.



## DESIGN NOTES

1. Gasket kit for mounting to enclosure included.

2. Service cord terminated with appropriate plug cap.

