

## 404802692031 Product Details

[+](#) [Share](#)
[Print](#)
[Email](#)



**404802692031**

TE Internal Number: 2-1625931-5

 Active

 [View 3D PDF](#)

### Variable Resistors


 Converted to EU RoHS/ELV Compliant  
 (Statement of Compliance)

#### Product Highlights:

- Variable Resistor
- Resistor Type = Potentiometer
- Resistance Selection = K  $\Omega$
- Resistance = 100K  $\Omega$
- Power Rating = 2.00 W

[View all Features](#)

### Quick Links

- ▶ [Pricing & Availability](#)
- ▶ [Search for Tooling](#)
- ▶ [Product Feature Selector](#)
- ▶ [Contact Us About This Product](#)

[Add to My Part List](#)

[Request Sample](#)

[Find Similar Products](#)

[Buy Product](#)

### Documentation & Additional Information

#### Product Drawings:

- None Available

#### Catalog Pages/Data Sheets:

- [1309350\\_PASSIVE\\_COMPONENT](#) (PDF, English)
- [Spindle Operated Potentiometers - Type M Series - Ty...](#) (PDF, English)

#### Product Specifications:

- None Available

#### Application Specifications:

- None Available

#### Instruction Sheets:

- None Available

#### CAD Files: (CAD Format & Compression Information)

- [2D Drawing](#) (DXF, Version P00K)
- [3D Model](#) (IGES, Version P00K)
- [3D Model](#) (STEP, Version P00K)

[List all Documents](#)

#### Additional Information:

- [Product Line Information](#)

#### Related Products:

- [Tooling](#)

### Product Features (Please use the Product Drawing for all design activity)

#### Product Type Features:

- Product Type = Variable Resistor
- Resistor Type = Potentiometer
- Element = Cermet
- Series = M
- Sealed = Yes
- Termination Type = PCB Terminations

#### Electrical Characteristics:

- Resistance Selection ( $\Omega$ ) = K
- Resistance ( $\Omega$ ) = 100K
- Power Rating (W) = 2.00
- Tolerance (%) = 10

#### Termination Features:

- [Termination Post Orientation](#) = 5.0 x 3.9

#### Body Features:

- Shaft Style = Plain, 1"
- Package, Component Size = 19

#### Configuration Features:

- Sections = Single
- Adjustment Location = Top
- Adjustment Style = Spindle
- Operating Function = Single Turn

#### Industry Standards:

- [RoHS/ELV Compliance](#) = RoHS compliant, ELV compliant
- [Lead Free Solder Processes](#) = Wave solder capable to 240°C, Wave solder capable to 260°C, Wave solder capable to 265°C, Reflow solder capable to 245°C, Reflow solder capable to 260°C, Pin-in-Paste capable to 245°C, Pin-in-Paste capable to 260°C
- [RoHS/ELV Compliance History](#) = Converted to comply with RoHS directive

#### Other:

- Brand = Citec

## Type M Series

### Key Features

- Cermet Element
- Proven Reliability
- 2W Power Rating
- Strong Construction
- Sealed to Military Standard
- Panel Sealed (MC1)
- Rugged Terminations



This is one of TE Connectivity's most popular ranges and is available with cermet resistance elements. This choice means that components offer excellent electrical and thermal stability, reliability, low noise and long life which makes them most suitable for the majority of professional applications.

The MC Series is used in the Tornado Project and is the standard single turn general purpose panel control used for most military applications in the UK and in Europe.

### Characteristics - Electrical

	MC1	MCU
<b>Element Technology:</b>	Cermet	Cermet
<b>Std. Resistance Range:</b>	100 Ohms to 2M2	10 Ohms to 1M Ohm
<b>Law:</b>	Linear	Linear
<b>Resistance Values:</b>	1,2,2 and 4.7 in each decade	1,2,2 and 4.7 in each decade
<b>Selection Tolerance:</b>	± 10%	± 10%
<b>Rated Dissipation at 70°C:</b>	2W	2W
<b>Limiting Element Voltage:</b>	315 Vdc	315 Vdc
<b>Isolation Voltage:</b>	450 Vdc	450 Vdc
<b>Electrical Rotation:</b>	210°	210°
<b>Terminal Resistance:</b>	< 3 Ohms	< 3 Ohms
<b>Noise (E.N.R.):</b>	3% Max.	3 Ohms or 3%
<b>Insulation Resistance:</b>	> 5 G Ohms	> 1 G Ohms
<b>Voltage Proof:</b>	630 V ac peak	630 V ac peak

### Characteristics - Mechanical

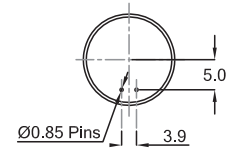
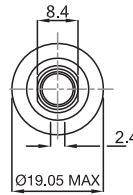
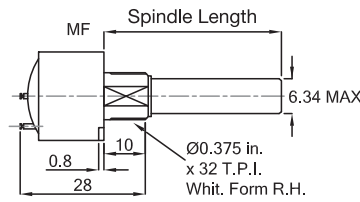
<b>Starting Torque:</b>	< 85 mNm	< 40 mNm
<b>Mechanical Rotation:</b>	270°	270°
<b>End Stop Torque:</b>	800 mNm	800 mNm

## Type M Series

### Characteristics - Environmental

<b>Limits of Resistance Change:</b>	3% (after 1000 hrs)	3% (after 1000 hrs)
<b>Temperature Coefficient:</b>	0.5%	0.75%
<b>Bump Severity:</b>	390 m/s <sup>2</sup> , 4000 bumps	245 m/s <sup>2</sup> , 4000 bumps
<b>Vibration Severity:</b>	10-500 Hz 98 m/s <sup>2</sup>	10-150 Hz 98 m/s <sup>2</sup>
<b>Climatic Category:</b>	55/125/56	55/125/21
<b>Mechanical Endurance:</b>	25000 operations Min.	25000 operations Min.
<b>Sealing:</b>	Panel sealed	Fully enclosed

### Dimensions



### MC1/MCU Wire Terminations

Type	Standard Spindles		
	Plain	Slotted	Drilled
MC1	25	16, 20, 25	25
MCU	25	16, 20, 25	25

Standard Spindles	
Slotted	Drilled
1.53 Deep	Hole 3.18, Dia. 5.08
x1.53 Wide	From End of Spindle

### How to Order

Please specify type, resistance value, tolerance and spindle details. Add inspection requirement where appropriate. **e.g. MC1 10K ± 10% PLAIN 25 mm**  
 We will advise a Tyco part number against this description.