


Fan and Light Control

Model T1517

FEATURES

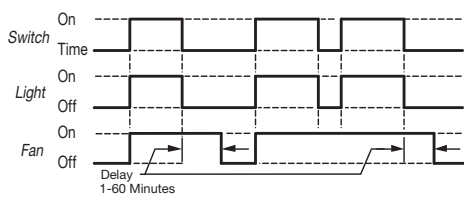
- One switch controls fan and light
- Digital timing circuit
- Saves energy by automatically turning exhaust fan off
- Adjustable fan turn off time
- Fits single switch outlet box
- Simple wire nut hook-up
- Cover plate and hardware provided
-  LISTED File #E95644

Operating Logic: Voltage is applied to the unit at all times via the black and white wires. When the switch is placed in the ON position, power is applied to the lamp and fan output. When the switch is placed in the TIMED position, the power is removed from the lamp output and the fan output stays on for the preset delay time. After the delay time the power is removed from the fan output.

Should the switch be placed in the ON position during the delay time, the timer will be reset and both outputs will be ON as defined above.

Should power be interrupted, when in the TIMED position, the timer will be reset and when power is re-applied the fan output will be ON for the preset delay time after the power is re-applied.

LOGIC FUNCTION DIAGRAM



SPECIFICATIONS

TIME DELAY

Adjustment: On-board Trimpot

Range: 1 to 60 minutes

Repeatability: $\pm 0.5\%$ +8ms max.

Accuracy:

Maximum time -0%, +10%

Minimum time -30%, +0%

INPUT

Operating Voltage: 120 VAC $\pm 10\%$

Power Consumption: 3.5 VA max. at 120 VAC (exclusive of loads)

Frequency: 50/60 Hz

OUTPUT

A-Lamp Load (Switch): 500 W at 120 VAC max. (blue wire)

B-Fan Load (Switch and Relay Contact): 1/3 hp, 10 A (resistive) at 120 VAC max. (red wire)

Life: 100,000 cycles at full load

MECHANICAL

Mounting: Fits single switch outlet box

Electrical: Simple wire nut hook-up


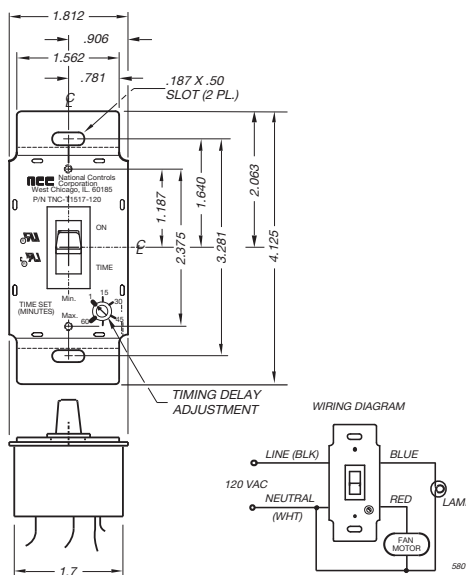
Switch color: Black

ENVIRONMENTAL

Storage Temperature: -40°C to 70°C

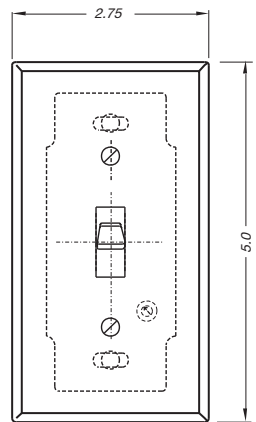
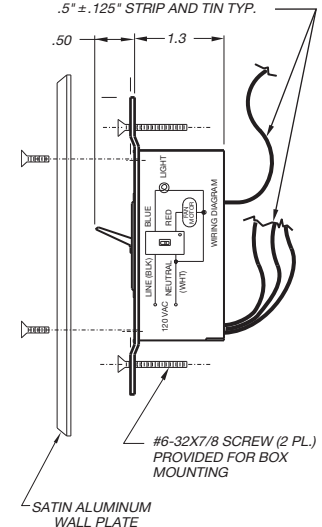
Operating Temperature: -40°C to 55°C

Humidity: 95% relative



ALL 4 WIRES ARE 18 AWG, U.L. STYLE 1015, .031 INSULATION

LENGTH MEASURED FROM THE COVER: 5.5" ± 1.0 ", .5" $\pm .125$ " STRIP AND TIN TYP.



WALL PLATE
(ATTACH AFTER INSTALLATION OF UNIT)

ORDERING INFORMATION

INPUT VOLTAGE	ADJ. OFF DELAY	SWITCH COLOR	PART NUMBER
120 VAC	1 to 60 min.	BLACK	TNC-T1517-120
120 VAC	1 to 60 min.	WHITE	TNC-T1517-120W

Note: The following hardware is supplied with this product: 2 screws for unit / wall mounting; satin aluminum wall plate with 2 screws; 4 wire connectors (screws and wire connectors packed in plastic bag)

Consult factory for any special requirements not listed in catalog (minimum order requirement may apply).