







E22 and EM22 Series, Key Operated Selector Switch Components

Selector Switches (Continued)

Key Operated Selector Switches

Note: Key removal from maintained positions only — will accept a maximum of 2 contact blocks (4 circuits) with supplied 3-way mounting adapter. Optional 5-way adapter will accept a maximum of 5 contact blocks (10 circuits).

Table 47-66. Key Operated Selector Switches — UL (NEMA) Type 3, 3R, 4, 4X, 12, 13

	Operating Mode M = Maintained S = Momentary			Cam Code	E22 Series — Plastic Operators				EM22 Series — Metal Operators		Allowable Key Removal Positions ①②
	Left 	Center 	Right 		Black Bezel		Chrome Bezel		Chrome Bezel		
					45°	Price U.S. \$	45°	Price U.S. \$	60°	Price U.S. \$	
					Catalog Number		Catalog Number		Catalog Number		
 Plastic Black Bezel	2-Position										
	M	—	M	2	<u>E22KB53</u>		<u>E22K53</u>		—		1, 2
	M	—	S	2	<u>E22KB62</u>		<u>E22K62</u>		—		—
	—	M	M	2	<u>E22KBF5</u>		<u>E22KF5</u>		<u>EM22KF65</u>		1, 4
	—	M	S	2	<u>E22KBE4</u>		<u>E22KE4</u>		<u>EM22KE64</u>		—
	 Plastic Chrome Bezel	3-Position									
M		M	M	1	<u>E22KBG7</u>		<u>E22KG7</u>		<u>EM22KG67</u>		1 – 6
M		M	M	2	<u>E22KBH7</u>		<u>E22KH7</u>		<u>EM22KH67</u>		1 – 6
S		M	M	1	<u>E22KBJ5</u>		<u>E22KJ5</u>		<u>EM22KJ65</u>		1, 4
S		M	M	2	<u>E22KBK5</u>		<u>E22KK5</u>		<u>EM22KK65</u>		1, 4
 Metal Chrome Bezel		S	M	S	1	<u>E22KBL4</u>		<u>E22KL4</u>		<u>EM22KL64</u>	
	S	M	S	2	<u>E22KBM4</u>		<u>E22KM4</u>		<u>EM22KM64</u>		—
	M	M	S	1	<u>E22KBN6</u>		<u>E22KN6</u>		<u>EM22KN66</u>		2, 4
	M	M	S	2	<u>E22KBP6</u>		<u>E22KP6</u>		<u>EM22KP66</u>		2, 4

① To order operator with other than standard key removal position(s), select allowable option from table below and change last (underlined) digit of listed Catalog Number using Suffix Code shown. Example: E22KG66 — Three-Position Selector Switch with key removable from Left and Center positions.

② To order a different key and lock assembly, add suffix **B1, C1, D1, E1** or **F1** to the end of the Catalog Number.

Note: For Rear of Panel Extensions, see **Table 47-128** on **Page 47-94**.

Table 47-67. Key Removal Options

Key Removal Position	Code Suffix	Key Removal Position	Code Suffix	Key Removal Position	Code Suffix
Right Only	1	Center Only	4	Right, Left and Center	7
Left Only	2	Right and Center	5		
Right and Left	3	Left and Center	6		

Table 47-68. Spare Keys

Description	Reference Number Stamped on Key	Catalog Number	Price U.S. \$
Standard Lock	92239	<u>E22KS2</u>	
Master Key	For 95000 Series Locks	<u>E22KM95</u>	