

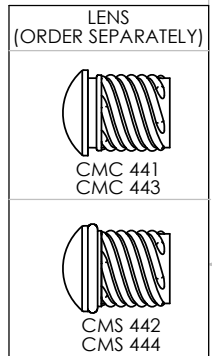
- NOTES:**
1. ROHS COMPLIANT
  2. MATERIAL:  
 PANEL CONNECTOR SOCKET - POLYESTER, UL RATING 94-V0  
 HEADER CONNECTOR - POLYESTER, UL RATING 94-V0  
 LENS - POLYCARBONATE, UL RATING 94-V2  
 MOISTURE SEAL - EPDM  
 LOCKWAHER - STEEL, NICKEL PLATE  
 TERMINALS - PHOSPHOR BRONZE, TIN PLATE  
 WIRE - 24 AWG 1007/ 1569
  3. MOUNTING: HOLE SIZE - 5/16" (8mm) OPENING ON 1/2" CENTERS
  4. PANEL THICKNESS: .031" (.787mm) MIN - .125" (3.175mm) MAX
  5. LED LEAD LENGTH:  
 FOR BI-LEADS - .250" ± 0.01" (6.35mm ± 0.254)  
 FOR TRI-LEADS AND 4-LEADS - CONTACT FACTORY
  6. FOR STANDARD DRY APPLICATIONS USE CMC 441 OR CMC 443 LENS; FOR DUST AND WET CONDITIONS USE CMS 442 OR CMS 444 LENS (EXCEEDS NEMA 6P/IP 67)
  7. U.S. & FOREIGN PATENT ISSUED

REVISIONS					
ECN #	REV.	DESCRIPTION	DATE	INITIALS	CHK'D
	001	REVISED PER ECR 111009AZ01	11/26/10	KH	DPZ

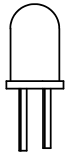
**CABLE ORDERING CODE EXAMPLE:  
 CNX 440 E02 4 1 12**

TERMINATION *		WIRE SIZE *		WIRE COLOR *		WIRE LENGTH *	
X =	STRIPPED END	4	24 AWG	1	WHITE - BLACK	04	4 INCHES (101.6mm)
E =	SINGLE ROW LOCKING HEADER			2	RED - BLACK	06	6 INCHES (152.4mm)
D =	DUAL ROW LOCKING HEADER			6	WHITE - BLACK - RED	08	8 INCHES (203.2mm)
02 =	2 WIRES			0	WHITE - BLACK - RED - GREEN	12	12 INCHES (304.8mm)
03 =	3 WIRES					18	18 INCHES (457.2mm)
04 =	4 WIRES					24	24 INCHES (609.6mm)

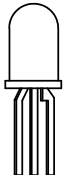
\*CALL FACTORY FOR ADDITIONAL OPTIONS



LEDS (ORDER SEPARATELY)



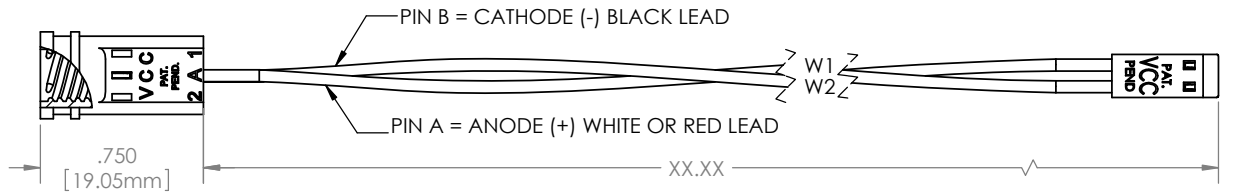
5MM BI-LEAD



5MM TRI-LEAD



5MM 4-LEADS



DIMENSION STYLE: INCHES / MM GENERAL TOLERANCES UNLESS OTHERWISE SPECIFIED: INCHES ± .500 MM ± 12.7	APPROVAL	DATE	12780 DANIELSON CT, SUITE A, POWAY, CA 92064 U.S.A PHONE: (800) 522-5546 EMAIL: vccsales@vccite.com	
	DRAWN KHOWARD	11/26/10		
THIRD ANGLE PROJECTION PROPRIETARY AND CONFIDENTIAL THE INFORMATION CONTAINED IN THIS DRAWING IS THE SOLE PROPERTY OF VISUAL COMMUNICATIONS COMPANY, INC. ANY REPRODUCTION IN PART OR AS A WHOLE WITHOUT THE WRITTEN PERMISSION OF VISUAL COMMUNICATIONS COMPANY, INC IS PROHIBITED.	CHECKED DPZ	11/29/10	TITLE: <b>ASSEMBLY, CNX 440 CABLE</b>	
	MATERIAL			
	FINISH		SEE NOTES	SIZE DWG. NO. <b>B</b> CNX 440 ASSY
DO NOT SCALE DRAWING			SCALE: 1.75:1	SHEET 1 OF 1