

## M12-Receptacle Connectors In Accordance With IEC 61076-2-101

FWD 5 | FWD 5B

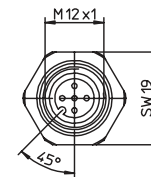
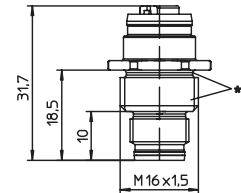
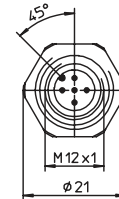


### Male, 5-Pole

Receptacle connector, combined FIXCON/M12 male connector to combined FIXCON/M12 female connector.

– especially designed for use as panel feed through –

FWD 5 | FWD 5B



### Pin Assignments

Face Views / M12

Male Connector : 5 poles



Female Connector: 5 poles



Male Connector: 5 poles B Coding



Female Connector: 5 poles B Coding





Be Certain with Belden

**M12-Receptacle Connectors In Accordance With IEC 61076-2-101**  
 FWD 5 | FWD 5B

**Technical Data**

**Environmental**

Degree of protection IP 67 / NEMA 6P  
 Operating temperature range -25°C (-13°F) / +80°C (+176°F)

**Mechanical**

Housing / Molded body CuZn, nickel-plated  
 Insert Male connector PA 6.6  
 Insert Female connector TPU, self-extinguishing  
 Contact CuZn, pre-nickeled and 0.8 microns gold-plated  
 O-ring FKM

**Electrical**

Contact resistance  $\leq 5 \text{ m}\Omega$   
 Nominal current at 40°C 4 A  
 Nominal voltage 60 V  
 Test voltage 1.5 kV eff. / 60 s  
 Insulation resistance  $> 10^9 \Omega$   
 Pollution degree 3

Receptacles

Part Number	Pins	Characteristics
FWD 5	5	
FWD 5B	5B	