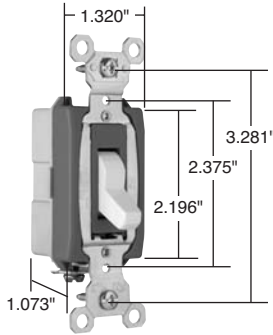
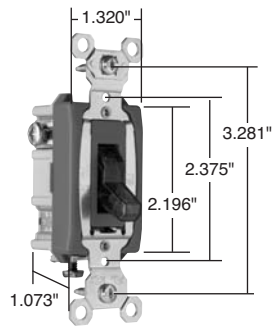


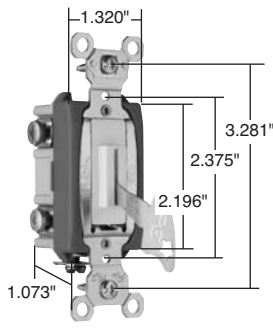
Pass & Seymour



15 & 20 Amp\*



15 & 20 Amp Lighted & Pilot Lighted\*



Locking\*

\*30AC series is 1.437" wide

**Lock Switch Replacement Keys**

(One key furnished with each switch)



**500K**  
Fits new Switches



**1498**



**1498-NT**  
Fits Switches manufactured 1976-present

All devices listed on this page conform to NEMA WD-1 and WD-6.

**Switches**

**Industrial Extra Heavy-Duty Specification Grade Switches**

15, 20 & 30A, 120, 277 & 120/277VAC

**Features**

- External screw-pressure-plate back and side wired. Accepts #14 – #10 AWG copper or copper-clad conductors.
- Heavy-gauge one-piece copper alloy contact arm virtually eliminates contact bounce.
- Cam controls fast “make” and positive “break” to minimize arcing.
- Heavy-duty bumper pads for quiet operation.
- High strength thermoplastic polycarbonate toggle.
- Back body made of glass-reinforced nylon.
- Locking support provides resistance to face and back body separation.
- Oversized silver alloy contacts for long life and better heat dissipation.
- Grounding terminal is standard.
- Shallow design for ease of installation.
- Strap nickel-plated steel with integral ground.

Catalog Number				Rating A. VAC	Color	3rd Party Compliance		
Single Pole	Double Pole	Three-Way	Four-Way			UL20	FSUL WS896	CS22.2 111
<b>Toggle Switches Back &amp; Side Wire</b>								
PS15AC1-I	PS15AC2-I	PS15AC3-I	PS15AC4-I	15 120/277	Ivory	•	•	•
PS15AC1-W	PS15AC2-W	PS15AC3-W	PS15AC4-W	15 120/277	White	•	•	•
PS15AC1	PS15AC2	PS15AC3	PS15AC4	15 120/277	Brown	•	•	•
PS15AC1-GRY	PS15AC2-GRY	PS15AC3-GRY	PS15AC4-GRY	15 120/277	Gray	•	•	•
PS15AC1-LA	PS15AC2-LA	PS15AC3-LA	PS15AC4-LA	15 120/277	Light Almond	•	•	•
PS20AC1-I	PS20AC2-I	PS20AC3-I	PS20AC4-I	20 120/277	Ivory	•	•	•
PS20AC1-W	PS20AC2-W	PS20AC3-W	PS20AC4-W	20 120/277	White	•	•	•
PS20AC1	PS20AC2	PS20AC3	PS20AC4	20 120/277	Brown	•	•	•
PS20AC1-GRY	PS20AC2-GRY	PS20AC3-GRY	PS20AC4-GRY	20 120/277	Gray	•	•	•
PS20AC1-BK	PS20AC2-BK	PS20AC3-BK	PS20AC4-BK	20 120/277	Black	•	•	•
PS20AC1-RED	PS20AC2-RED	PS20AC3-RED	PS20AC4-RED	20 120/277	Red	•	•	•
PS20AC1-LA	PS20AC2-LA	PS20AC3-LA	PS20AC4-LA	20 120/277	Light Almond	•	•	•
PS30AC1-I	PS30AC2-I	PS30AC3-I		30 120/277	Ivory	•	•	•
	PS30AC2-W			30 120/277	White	•	•	•
PS30AC1	PS30AC2	PS30AC3		30 120/277	Brown	•	•	•
<b>Lighted Toggle Switches (Lighted when OFF) Back &amp; Side Wire</b>								
PS15AC1-CSL		PS15AC3-CSL		15 120/277	Clear	•	•	•
PS15AC1-ISL		PS15AC3-ISL		15 120/277	Ivory	•	•	•
PS15AC1-WSL		PS15AC3-WSL		15 120/277	White	•	•	•
PS20AC1-CSL		PS20AC3-CSL		20 120/277	Clear	•	•	•
PS20AC1-ISL		PS20AC3-ISL		20 120/277	Ivory	•	•	•
PS20AC1-WSL		PS20AC3-WSL		20 120/277	White	•	•	•
PS20AC1-LASL		PS20AC3-LASL		20 120/277	Light Almond	•	•	•
<b>Pilot Lighted Switches (Lighted when ON) Back &amp; Side Wire</b>								
PS15AC1-CPL		PS15AC3-CPL		15 120	Clear	•	•	•
PS15AC1-RPL		PS15AC3-RPL		15 120	Red	•	•	•
PS20AC1-CPL				20 120	Clear	•	•	•
PS20AC1-CPL7		PS20AC3-CPL7		20 277	Clear	•	•	•
PS20AC1-RPL		PS20AC3-RPL		20 120	Red	•	•	•
PS20AC1-RPL7		PS20AC3-RPL7		20 277	Red	•	•	•
	PS20AC2-CPL			20 120/277	Clear	•	•	•
	PS20AC2-RPL			20 120/277	Red	•	•	•
PS30AC1-RPL		PS30AC3-RPL		30 120	Red	•	•	•
	PS30AC2-RPL			30 120/277	Red	•	•	•
<b>Lock Switches (Key can be removed in both positions) Back &amp; Side Wire</b>								
PS15AC1-L		PS15AC3-L		15 120/277	Gray	•	•	•
PS20AC1-L	PS20AC2-L	PS20AC3-L	PS20AC4-L	20 120/277	Gray	•	•	•
PS20AC1-IL		PS20AC3-IL		20 120/277	Ivory	•	•	•
PS20AC1-WL		PS20AC3-WL		20 120/277	White	•	•	•
PS20AC1-LAL		PS20AC3-LAL		20 120/277	Light Almond	•	•	•