

Turnlok® Locking Devices

Plugs IP20 Suitability

Pass & Seymour



Features

- Quick-thread assembly screws and cord-grip screws come backed-out, ready-to-wire.
- Chemical-and impact-resistant nylon housing features horizontal, easy-grip ribs on back body.
- Clear thermoplastic terminal chamber for clear view of terminals and wire connections.
- Exclusive, rugged integral cord grip accepts a wide range of cord widths, no external parts to snag or break off.
- NEMA configurations always visible for fast I.D. without disconnecting.
- Industrial-strength, brass alloy plug blades resist heat rise, provide excellent conductivity.
- Recessed cord-grip screw reduces screwdriver slippage, improves safety. Compatible with wire mesh strain reliefs.
- Exclusive external neoprene dust cover on 20 and 30A devices seals cable entry; optional weatherproof boots seal connection. (Sold separately, Cat.# DC-1.)
- For locking applications.
- Technical Specifications : call 1-800-223-4185 or email tech_support@pass-seymour.com for technical support.
- Technical specifications and product catalog pages are in Adobe Acrobat (PDF) format. To get the free Adobe Acrobat browser plugin, go to the [Adobe website](#).

Plugs IP20 Suitability

Catalog Number	Page (PDF)	Other Docs.	Rating A.	Rating V.	Description/Color	Cord Diameter	NEMA Config. No.	3rd Party Compliance		
CRL530P	H11		30	125	Corrosion Resistant, Yellow Back, White Front Body	.385 - 1.150 in.	L5-30P	UL498	FSUL WC596	CSA
CRL630P	H11		30	250	Corrosion Resistant, Yellow Back, White Front Body	.385 - 1.150 in.	L6-30P	UL498	FSUL WC596	CSA
L530P	H11	GW	30	125	Black Back, White Front Body	.385 - 1.150 in.	L5-30P	UL498	FSUL WC596	CSA
L530PBK	H11	GW	30	125	Black Back, Black Front Body	.385 - 1.150 in.	L5-30P	UL498	FSUL WC596	CSA
L630P	H11	GW	30	250	Black Back, White Front Body	.385 - 1.150 in.	L6-30P	UL498	FSUL WC596	CSA
L730P	H11	GW	30	277	Black Back, White Front Body	.385 - 1.150 in.	L7-30P	UL498	FSUL WC596	CSA

Icon Key: = Instruction Sheet = Representative Product Image **GW** = Graphics Workshop Images

[All Products](#) -> [Residential Homeowners](#) -> [Turnlok® Locking Devices](#) -> [Locking Connectors](#) -> Plugs IP20 Suitability

Turnlok® Locking Devices Receptacles, Connectors, Plugs, Inlets, Outlets

3 Wire Grounding 30A, 125 & 250V, 277VAC

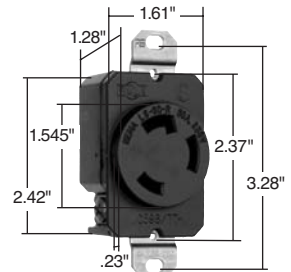
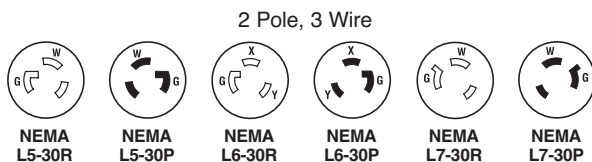
Pass & Seymour




Catalog Number	Rating A. V.	Description/Color	Cord Diameter	NEMA Config. No.	3rd Party Compliance		
					UL498	FSUL WC596	CSA
Receptacles							
L530-R	30 125	Single Receptacle		L5-30R	•	•	•
IGL530-R	30 125	Single Receptacle, Orange		L5-30R	•	•	•
CRL530-R	30 125	Single Receptacle, Corrosion-Resistant		L5-30R	•	•	•
L630-R	30 250	Single Receptacle		L6-30R	•	•	•
IGL630-R	30 250	Single Receptacle, Orange		L6-30R	•	•	•
L730-R	30 277*	Single Receptacle		L7-30R	•	•	•
Connectors IP20 Suitability							
L530-C	30 125	Black Back, White Front Body	.385"-1.150"	L5-30R	•	•	•
L530-CBK	30 125	Black Back, Black Front Body	.385"-1.150"	L5-30R	•	•	•
CRL530-C	30 125	Corrosion-Resistant, Yellow Back, White Front Body	.385"-1.150"	L5-30R	•	•	•
L630-C	30 250	Black Back, White Front Body	.385"-1.150"	L6-30R	•	•	•
CRL630-C	30 250	Corrosion-Resistant, Yellow Back, White Front Body	.385"-1.150"	L6-30R	•	•	•
L730-C	30 277*	Black Back, White Front Body	.385"-1.150"	L7-30R	•	•	•
Plugs IP20 Suitability							
L530-P	30 125	Black Back, White Front Body	.385"-1.150"	L5-30P	•	•	•
L530-PBK	30 125	Black Back, Black Front Body	.385"-1.150"	L5-30P	•	•	•
CRL530-P	30 125	Corrosion-Resistant, Yellow Back, White Front Body	.385"-1.150"	L5-30P	•	•	•
L630-P	30 250	Black Back, White Front Body	.385"-1.150"	L6-30P	•	•	•
CRL630-P	30 250	Corrosion-Resistant, Yellow Back, White Front Body	.385"-1.150"	L6-30P	•	•	•
L730-P	30 277*	Black Back, White Front Body	.385"-1.150"	L7-30P	•	•	•
Flanged Inlets & Outlets							
L530-FI	30 125	Gray Inlet		L5-30P	•	•	•
L530-FO	30 125	Gray Outlet		L5-30R	•	•	•
L630-FI	30 250	Gray Inlet		L6-30P	•	•	•
L630-FO	30 250	Gray Outlet		L6-30R	•	•	•
L730-FI	30 277*	Gray Inlet		L7-30P	•	•	•
L730-FO	30 277*	Gray Outlet		L7-30R	•	•	•

*AC only.


Reference Pages H-31 and H-32 for Accessories.



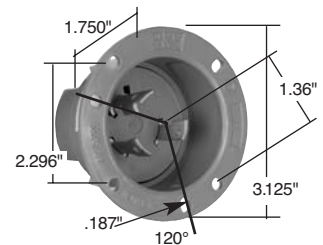
30A Receptacle



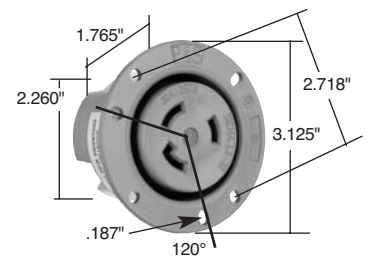
30A Connector



30A Plug



L530, L630, L730-FI



L530, L630, L730-FO