



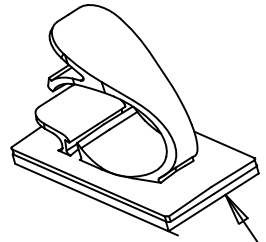
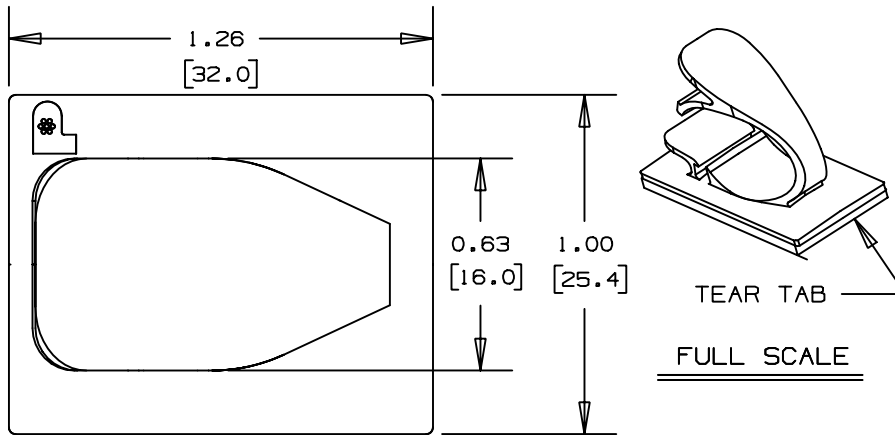
LWC50-A-T



- Routes and secures cords and cables
- Convenient releasable latch
- Available in six sizes with releasable latch
- Rubber-based adhesive provides a strong and reliable bond

■ Part Number	LWC50-A-T
■ RoHS Compliancy Status	Compliant
■ Part Description	Adhesive Backed Latching Wire Clip
■ Material	Nylon 6.6
■ Color	Natural
■ UL Recognized	E136577
■ Height (In.)	.67
■ Height (mm)	17.0
■ Length (In.)	1.26
■ Length (mm)	32.0
■ Width (In.)	1.00
■ Width (mm)	25.4
■ Adhesive Type	Rubber
■ Environment	Indoors
■ Max. Bundle Diameter (In.)	.50
■ Max. Bundle Diameter (mm)	12.7
■ Mounting Method	Rubber Adhesive
■ Pricing Description	Latching Wire Clip, Adh., .50" (12.7mm) Bundle, NAT
■ Min. Order UOM	PC
■ Min. Order Qty.	200
■ BOM Qty. (# of Pkgs.)	

THIS COPY IS PROVIDED ON A RESTRICTED BASIS AND IS NOT TO BE USED IN ANY WAY DETRIMENTAL TO THE INTERESTS OF PANDUIT CORP.

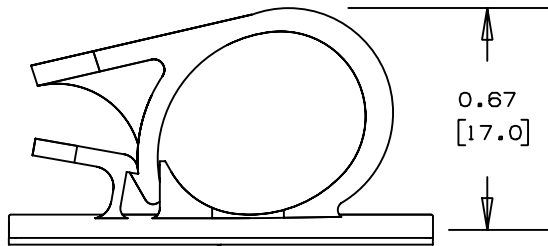


TEAR TAB
FULL SCALE

PANDUIT PART NUMBER*	MAXIMUM CABLE DIA. in. (mm)	WEIGHT lbs. (g)/100pcs
LWC50-A	0.50 (12.7)	0.84 (379)

- NOTES:
 *1) SEE CURRENT PRICE SHEET FOR PART NUMBER SUFFIX DESIGNATION, FOR PACKAGE SIZE.
 2) MOUNT IS DESIGNED TO SUPPORT 0.63 lbs [284g] MAX WEIGHT ON A CLEAN DRY SMOOTH SURFACE.

- TO APPLY LATCHING WIRE CLIP:
 1. REMOVE PROTECTIVE LINER
 2. PLACE IN DESIRED LOCATION
 3. APPLY PRESSURE TO TOP OF LATCHING WIRE CLIP



ADHESIVE BACKING: PRESSURE SENSITIVE FOAM 0.04 [1.0] THICK WITH PROTECTIVE LINER TO EXTEND BEYOND EDGE FORMING A TEAR TAB.

NO WARRANTY, EXPRESSED OR IMPLIED, IS MADE BY PANDUIT WITH RESPECT TO ADHESIVE BOND PERFORMANCE, AMONG OTHER THINGS, THE CONDITIONS UNDER WHICH THESE MOUNTS MAY BE APPLIED, AND/OR THE SURFACE TO WHICH THEY MAY BE APPLIED, ARE BEYOND PANDUIT'S CONTROL.

DIMENSIONS IN BRACKETS ARE METRIC [mm]

CAD FILENAME/LAYERS GB0161BA_PB_LWC50A_02

PANDUIT CORP. TINLEY PARK, ILLINOIS

LWC50-A, LATCHING WIRE CLIP

UNLESS OTHERWISE SPECIFIED, DIMENSIONAL TOLERANCES ARE:
 (.X) ±0.05 (1.3) (.XXX) ±0.010 (0.25)
 (.XX) ±0.02 (0.5) ANGLES ± 5°

UNLESS OTHERWISE SPECIFIED, ALL DIMENSIONS ARE GIVEN IN INCHES, THIRD ANGLE PROJECTION.

DRAWN BY JRL
 DATE 11-5-93
 CR'D

MAT'L: NYLON 6/6

SCALE 2X

DRAWING NO. GB0161BA

DWG SIZE A

REV	DATE	BY	CHK	DESCRIPTION	ECN	R	CUST	SUP
2	11-10-00	CGSM		CORRECTED 0.67 DIMENSION PLACEMENT	GB0161BA	2		
1	1-7-98	CGSM		CHANGED NOTE 3 ON APPLICATION INSTR.	GB0161BA	1		
R	11-5-93	JRL		INITIAL RELEASE	GB0161BA	R		