



LC10-A-L8



- Latching cover withstands vibration
- Rubber-based adhesive provides a strong and reliable bond

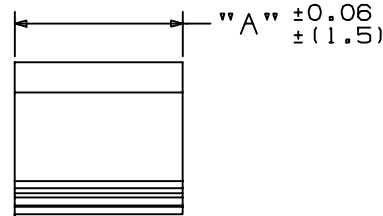

This versatile clip retains and supports wire for a variety of applications. Provides a quickly installed mount with a locked cover to withstand vibration and allow easy access.

■ Part Number	LC10-A-L8
■ RoHS Compliancy Status	Compliant
■ Part Description	Adhesive Backed Latching Clip
■ Product Type	Mounting Device
■ Material	PVC
■ Color	Light Gray
■ UL Recognized	E136577
■ Height (In.)	.84
■ Height (mm)	21.3
■ Length (In.)	1.51
■ Length (mm)	38.4
■ Width (In.)	1.51
■ Width (mm)	38.4
■ Adhesive Type	Rubber
■ Environment	Indoors
■ Flammability Rating	UL94 V-0
■ Max. Bundle Diameter (In.)	.93
■ Max. Bundle Diameter (mm)	23.6
■ Mounting Method	Adhesive Backed
■ Pricing Description	Latching Clip, Adhesive, .93 (23.6mm) Square Inch Bundle
■ Min. Order UOM	PC
■ Min. Order Qty.	50
■ BOM Qty. (# of Pkgs.)	

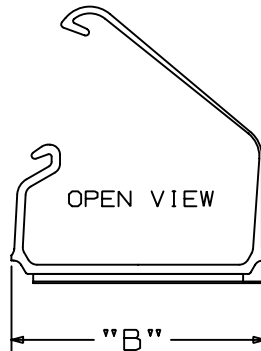
THIS COPY IS PROVIDED ON A RESTRICTED BASIS AND IS NOT TO BE USED IN ANY WAY DETRIMENTAL TO THE INTERESTS OF PANDUIT CORP.

PANDUIT PART NO. *	DIMENSIONS			WEIGHT lbs / 100 (grams) / pcs
	"A"	"B"	"C"	
LC10-A-__	1.00 (25.4)	1.51 (38.35)	0.84 (21.34)	1.02 (463)

CLOSED VIEW



ADHESIVE BACKING:
PRESSURE SENSITIVE FOAM 0.04 (1.0) THICK
WITH PROTECTIVE LINER. LINER TO EXTEND
BEYOND EDGE TO FORM RELEASE TAB.



- NOTES:
- * 1. SEE CURRENT PRICE SHEET FOR PART NUMBER SUFFIX DESIGNATION FOR PACKAGE SIZE AND COLOR.
 - 2. PART TO BE INSTALLED ON A CLEAN, DRY, SMOOTH GREASE FREE SURFACE.
 - 3. TO APPLY PART:
 - (A) REMOVE PROTECTIVE LINER.
 - (B) PLACE PART IN DESIRED LOCATION.
 - (C) APPLY PRESSURE TO FLAT SURFACE OF PART.

NO WARRANTY, EXPRESSED OR IMPLIED, IS MADE BY PANDUIT WITH RESPECT TO ADHESIVE BOND PERFORMANCE. AMONG OTHER THINGS, THE CONDITIONS UNDER WHICH THESE MOUNTS MAY BE APPLIED AND/OR THE SURFACE TO WHICH THEY MAY BE APPLIED ARE BEYOND PANDUIT'S CONTROL.

DIMENSIONS IN PARENTHESES ARE METRIC (mm).	
CAD FILENAME/LAYERS	G00239GQ_PB_LC10_00
PANDUIT CORP. TINLEY PARK, ILLINOIS	
LATCHING CLIP (LC10-A-__)	
UNLESS OTHERWISE SPECIFIED, DIMENSIONAL TOLERANCES ARE: (.X) ± (.XXX) ± 0.01 (.25) (.XX) ± 0.03 (.8) ANGLES ± 2°	UNLESS OTHERWISE SPECIFIED, ALL DIMENSIONS ARE GIVEN IN INCHES, THIRD ANGLE PROJECTION.
DRAWN BY JAD	MAT'L: RIGID PVC
DATE 7/19/00	SCALE 1 : 1
CHK'D	DRAWING NO. G00239GQ
	DWG SIZE A

REV	DATE	BY	CHK	DESCRIPTION	ECN	R	CUST	SUP
R	7/19/00			INITIAL RELEASE, WAS SS-17832	G00239GQ	R		