




## FCC-A-C8


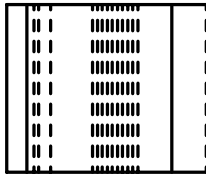


- Used with any width flat cable for a maximum stack height of .17" (4.3mm).

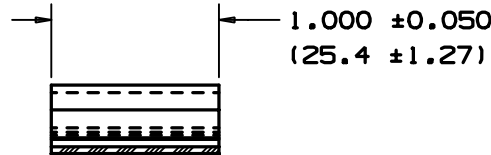
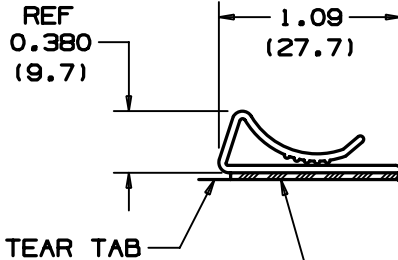
■ Part Number	FCC-A-C8
■ RoHS Compliancy Status	Compliant
■ Part Description	Adhesive Backed Flat Cable Clip
■ Product Type	Mounting Device
■ Material	PVC
■ Color	Gray
■ UL Recognized	E136577
■ Height (In.)	.38
■ Height (mm)	9.7
■ Length (In.)	1.00
■ Length (mm)	25.4
■ Width (In.)	1.09
■ Width (mm)	27.7
■ Adhesive Type	Rubber
■ Cable Width (In.)	Any width flat cable
■ Cable Width (mm)	Any width flat cable
■ Environment	Indoors
■ Max. Static Load (g)	227
■ Max. Static Load (Lbs.)	.50
■ Mounting Method	Rubber Adhesive
■ Pricing Description	Flat Cable Clip, Adh., Any Width
■ Min. Order UOM	PC
■ Min. Order Qty.	100
■ BOM Qty. (# of Pkgs.)	

THIS COPY IS PROVIDED ON A RESTRICTED BASIS AND IS NOT TO BE USED IN ANY WAY DETRIMENTAL TO THE INTERESTS OF PANDUIT CORP.

NO WARRANTY, EXPRESSED OR IMPLIED, IS MADE BY PANDUIT WITH RESPECT TO ADHESIVE BOND PERFORMANCE, AMONG OTHER THINGS, THE CONDITIONS UNDER WHICH THESE MOUNTS MAY BE APPLIED AND/OR THE SURFACE TO WHICH THEY MAY BE APPLIED ARE BEYOND PANDUIT'S CONTROL.



* PANDUIT PART NO.	WEIGHT LBS/100 PCS. (g)
FCC-A	0.60 (274)



**TO APPLY MOUNT:**

1. REMOVE PROTECTIVE LINER.
2. PLACE IN DESIRED LOCATION.
3. APPLY PRESSURE TO TOP CENTER OF MOUNT.

**NOTES:**

- \*1. SEE CURRENT PRICE SHEET FOR PART NUMBER SUFFIX DESIGNATION FOR PACKAGE SIZE.
2. MAXIMUM FLAT CABLE STACKING HEIGHT IN CLIP IS .17(4.3).

**ADHESIVE BACKING**  
 PRESSURE SENSITIVE FOAM TAPE .040 (1.02) THICK WITH RUBBER ADHESIVE AND PROTECTIVE LINER. MOUNT IS DESIGNED TO SUPPORT .5 LB. (227g) MAXIMUM WEIGHT ON A CLEAN, DRY, SMOOTH, GREASE-FREE SURFACE.

(DIMENSIONS IN PARENTHESES ARE IN METRIC.)

CAD FILENAME/LAYERS GB0239BD\_PB\_FCCACLIP\_03

**PANDUIT** CORP. TINLEY PARK, ILLINOIS

FLAT CABLE CLIP (FCC-A)

UNLESS OTHERWISE SPECIFIED, DIMENSIONAL TOLERANCES ARE:  
 (.X) ± 0.1(2.5) (.XXX) ± 0.020(.5)  
 (.XX) ± 0.025(.6) ANGLES ± 5°

UNLESS OTHERWISE SPECIFIED, ALL DIMENSIONS ARE GIVEN IN INCHES, THIRD ANGLE PROJECTION.

DRAWN BY SJS  
 DATE 10-7-92  
 CHK'D

MAT'L: PVC  
 COLOR: GRAY

SCALE FULL  
 DRAWING NO. GB0239BD  
 DWG SIZE A

REV	DATE	BY	CHK	DESCRIPTION	ECN	R	CUST	SUP
3	4/28/04	JAD		CUT LENGTH TOL WAS .030"	GB0239BD	3		
2	8/25/01	LGG		ADDED REF AND UPDATE FOR WEB	GB0239BD	2		
1	2-16-94	SJS		REVERSED TEAR TAB	GB0239BD	1		
R	10-7-92	SJS		INITIAL RELEASE	GB0239BD	R		