



Current refinements (click  to remove)

[Search Tips](#) 
 [Region](#)  [USA](#) [Product Family](#)  [Heat Shrink, Butt Splices](#) [Text Search: 'BSH18-Q'](#)
Your search criteria matched only one product, shown below.


- Designed to splice two solid or stranded wires together to repair or lengthen wires
- Butted configuration provides low profile for limited space applications
- Heat shrink polyolefin sleeve with hot melt adhesive protects against moisture
- After crimping, heat shrink insulation is completed with a standard heat gun
- Minimum continuous operating temperature -65°F (-55°C)
- Maximum continuous operation temperature 230°F (110°C)
- Shrink temperature 250°F (120°C)

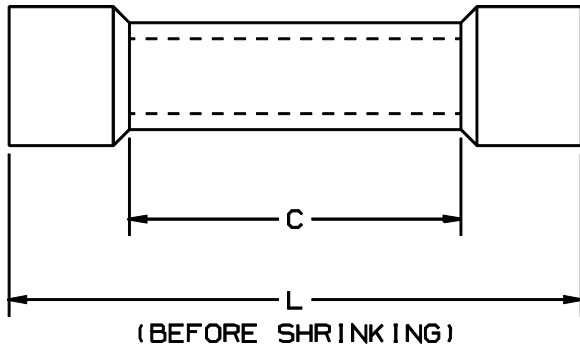
Part Number:	BSH18-Q
RoHS Compliance Status:	Compliant
Part Description:	Heat Shrink Butt Splice, 22 – 18 AWG wire range.
Product Type:	Splices - Heat Shrink
CSA Certified:	Yes
UL Listed:	Yes
Length (In.):	1.45
Max. Ins.:	.170
Panduit Color Code:	Red
Tool:	CT-310
Wire Range:	22 – 18 AWG
Wire Strip Length (In.):	5/16
Min. Order UOM:	PC
Min. Order Qty.:	25
BOM Qty. (# of Pkgs.)	

[Add to My Catalog](#)

 Please [register](#) to utilize the 'Bill of Materials', 'Submit Quotes' and 'My Catalog' features.

View Content Details
[Evaluate](#)
[Design a Solution](#)
[Install & Maintain](#)
Part Drawings:
 [Heat Shrink Butt Splice pdf](#)
[Design a Solution](#)
Part Drawings:
 [Heat Shrink Butt Splice pdf](#)

THIS COPY IS PROVIDED ON A RESTRICTED BASIS AND IS NOT TO BE USED IN ANY WAY DETRIMENTAL TO THE INTERESTS OF PANDUIT CORP.



NOTES :

1. UL LISTED AND CSA CERTIFIED AFTER HEAT SHRINKING FOR:
 - A. 600 V MAX. VOLTAGE RATING
 - B. TEMPERATURE RATING OF INSULATION: 125°C (257°F)
 - C. STRANDED COPPER WIRE ONLY (SEE CHART FOR WIRE RANGE)
2. MATERIAL :
 - A. CONNECTOR - TIN PLATED COPPER TUBE, BRAZED SEAM BSH10 ONLY
 - B. INSULATOR - HEAT SHRINKABLE POLYOLEFIN WITH HOT MELT SEALANT
3. MINIMUM SHRINK TEMPERATURE: 300°F (150°C)
4. ALL DIMENSIONS SHOWN ARE NOMINAL. DIMENSIONS IN BRACKETS ARE IN MILLIMETERS.
5. INSTALLATION TOOL: CT-310
6. WIRE STRIP LENGTH: 5/16 ± 1/16
7. PACKAGE QTY: STD. PKG.-Q=25 (QTY.-E=20 FOR BSH10)
BULK PKG.-D=500 (QTY.-T=200 FOR BSH10)

PANDUIT PART NUMBER	PK	WIRE RANGE (AWG)	DIMENSIONS		MAX WIRE INSULATION DIA	INSULATION COLOR
			C	L		
BSH18	-D -Q	22-18	.58 (14,7)	1.45 (36,8)	.170 (4,32)	RED
BSH14	-D -Q	16-14	.58 (14,7)	1.45 (36,8)	.190 (4,83)	BLUE
BSH10	-E -T	12-10	.74 (18,8)	1.64 (41,7)	.240 (6,10)	YELLOW



LISTED
1220



CERTIFIED
73971

A41454_02

PANDUIT CORP.

TINLEY PARK, ILLINOIS

02	2/01	EJS		ADDED PACKAGE CODE TO CHART. FILE SPEC WAS N41454AA_PCD-01. ADDED "BRAZED SEAM BSH10 ONLY" TO NOTE 2-A															
01	8/95	MC	RS	UPDATED NOTES	03489	LA	JMO	HEAT SHRINK INSULATED BUTT SPLICES											
REV	DATE	BY	CHK	DESCRIPTION	ECN #	APP	PM	DRAWN BY	CHK'D	SCALE	DRAWING NO.	DRL	RLS	NONE	A41454				