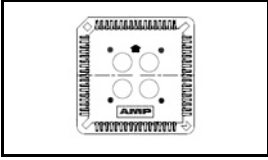


## 1-822473-5 Product Details

[Share](#) [Print](#) [Email](#)



1-822473-5


TE Internal Number: 1-822473-5

 Pending Obsolescence

[Contact Product Information Center](#)

[View 3D PDF](#)

### PLCC Sockets

 Always EU RoHS/ELV Compliant  
(Statement of Compliance)

### Product Highlights:

- Socket Type = PLCC - Standard
- 52 Positions
- 2.54 mm Centerline
- Normal Insertion Force
- Through Hole Contact Termination Type

[View all Features](#)

### Quick Links

- ▶ [Pricing & Availability](#)
- ▶ [Search for Tooling](#)
- ▶ [Product Feature Selector](#)
- ▶ [Contact Us About This Product](#)

[Add to My Part List](#)

[Request Sample](#)

[Find Similar Products](#)

[Buy Product](#)

### Documentation & Additional Information

#### Product Drawings:

- [SOCKET ASSEMBLY, PLCC, SOLDEXTAIL](#) (PDF, English)

#### Catalog Pages/Data Sheets:

- None Available

#### Product Specifications:

- None Available

#### Application Specifications:

- None Available

#### Instruction Sheets:

- None Available

#### CAD Files: ([CAD Format & Compression Information](#))

- [2D Drawing](#) (DXF, Version H)
- [3D Model](#) (IGES, Version H)
- [3D Model](#) (STEP, Version H)

[List all Documents](#)

#### Additional Information:

- [Product Line Information](#)

#### Related Products:

- [Tooling](#)

### Product Features (Please use the Product Drawing for all design activity)

#### Product Type Features:

- [Insertion Force](#) = Normal
- [Polarizing Pin](#) = Without
- [Package Configuration](#) = Square

#### Termination Features:

- [Contact Termination Type](#) = Through Hole

#### Dimensions:

- [Height Above PC Board](#) (mm [in]) = 8.47 [0.333]

#### Contact Features:

- [Socket Type](#) = PLCC - Standard
- [Contact Base Material](#) = Phosphor Bronze
- [Contact Plating, Mating Area, Material](#) = Tin

#### Housing Features:

- [Centerline](#) (mm [in]) = 2.54 [0.100]
- [Housing Material](#) = Thermoplastic - GF

#### Configuration Features:

- [Number of Positions](#) = 52

#### Industry Standards:

- [RoHS/ELV Compliance](#) = RoHS compliant, ELV compliant
- [Lead Free Solder Processes](#) = Wave solder capable to 240°C, Wave solder capable to 260°C, Wave solder capable to 265°C
- [RoHS/ELV Compliance History](#) = Always was RoHS compliant

#### Packaging Features:

- [Packaging Method](#) = Tube

#### Other:

- [Brand](#) = AMP

- [UL Flammability Rating = UL 94V-0](#)

---

### Corporate Information

[About TE](#)  
[Investors](#)  
[News Room](#)  
[Supplier Portal](#)  
[Careers](#)  
[Terms & Conditions](#)  
[Privacy Policy](#)

### Quick Links

[Distributor Inventory](#)  
[Product Cross Reference](#)  
[Documents & Drawings](#)  
[Product Compliance Support Center](#)  
[Site Map](#)

### Customer Support

[Email or Chat With Us](#)  
[Find a Phone Number](#)  
[Knowledge Base](#)  
[Manage Your Account](#)

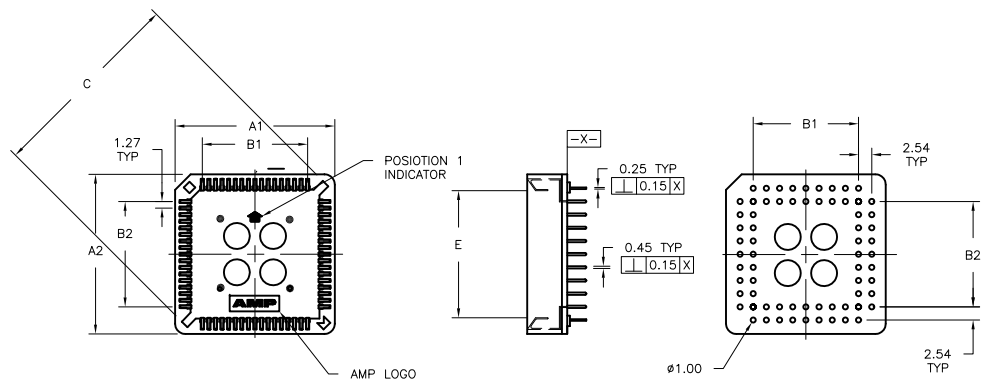


### Keep Me Informed

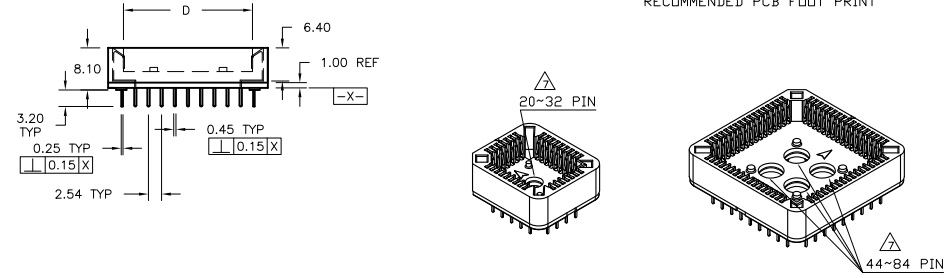


REV. NO.		DATE		BY		CHK		APP	
AG	53								

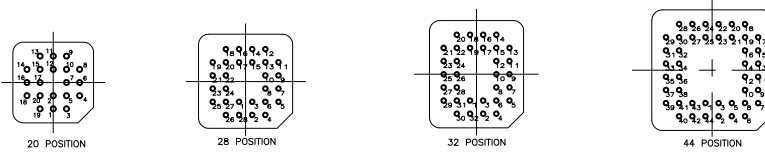
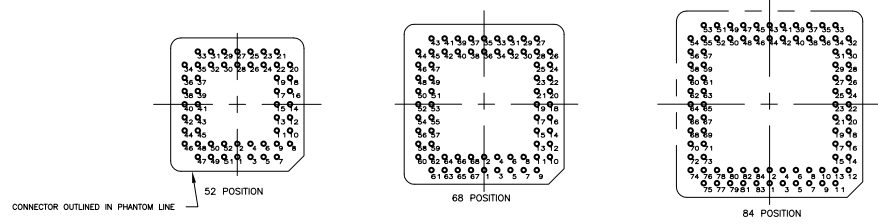
- △ MATERIAL:  
HOUSING - THERMOPLASTIC UL94 V-0.  
CONTACT - PHOSPHOR BRONZE.
- △ FINISH: CONTACT PLATING: 1.52 μm 90/10 BRIGHT OR MATTE TIN-LEAD OVER 0.51 μm NICKEL ALL OVER.
- 3 PLASTIC LEADED CHIP CARRIER MUST CONFORM TO JEDEC SPECS. MS-016 & MS-018.
- 4 SPECIFICATION SUBJECT TO CHANGE WITHOUT NOTICE. CONTACT TE CONNECTIVITY FOR THE LATEST SPECIFICATIONS.
- △ FINISH: CONTACT PLATING 2.54μm BRIGHT OR MATTE TIN OVER 1.27μm NICKEL, ALL OVER.
- △ ROHS 2002/95/EC COMPLIANT
- △ SLOT HOLE, NO FUNCTION (1 HOLE FOR 20 ~ 32 PIN; 4 HOLE FOR 44 ~ 84 PIN)



RECOMMENDED PCB FOOT PRINT



PERFORMANCE INFORMATION		
TEST DESCRIPTION	REQUIREMENT	TEST SPECIFICATION
CONTACT RESISTANCE	20 MILLIOHMS MAX INITIAL, 40 MILLIOHMS MAX FINAL AFTER VIBRATION OR HUMIDITY.	MIL-STD-202G METHOD 307
INSULATION RESISTANCE	1,000 MEGAOHMS MIN INITIAL, 500 MEGAOHMS MIN AFTER HUMIDITY.	MIL-STD-202G METHOD 302
DIELECTRIC WITHSTANDING VOLTAGE	500 VAC BETWEEN ADJACENT CONTACTS, 1 MINUTE HOLD. NO EVIDENCE OF BREAKDOWN OR FLASHOVER AFTER HUMIDITY.	MIL-STD-202G METHOD 301
VIBRATION	10-55-10 HZ PER MINUTE, 1.5mm AMPLITUDE, 2 HOURS IN EACH DIRECTION. 100 nsec. MAX DISCONTINUITIES OR LOOSENING OF PARTS. MUST PASS CONTACT RESISTANCE.	EIA-364-28 CONDITION 1
DURABILITY	30 CYCLES NO VISIBLE DEFECTS, CONTACT RESISTANCE 40 MILLIOHMS MAX.	EIA-364-09
MATING FORCE	425 GRAMS (15 OZ) MAX PER CONTACT. INSERT AT CONSTANT SPEED OF 25mm PER MINUTE.	MIL-STD-1344A METHOD 2013.1
UNMATING FORCE	10 GRAMS (.35 OZ) MIN PER CONTACT. WITHDRAW AT CONSTANT SPEED OF 25mm PER MINUTE.	MIL-STD-1344A METHOD 2013.1
COLD TEST	TEMPERATURE: -40°C±3°C DURATION: 48±1 HOURS RESISTANCE VALUE AFTER TEST 40mΩ. APPEARANCE SHALL NOT BE DISTINCT DAMAGE.	JIS-C-0020
HIGH TEMP TEST	TEMPERATURE: 85°C±3°C DURATION: 96 HOURS RESISTANCE VALUE AFTER TEST 40mΩ. APPEARANCE SHALL NOT BE DISTINCT DAMAGE.	JIS-C-0021
CONTACT RETENTION FORCE	300 GRAMS (10.5 OZ) MIN PER CONTACT. CONTACT PULLED AT CONSTANT SPEED OF 25mm PER MINUTE.	ANSI/EIA-364-29
HUMIDITY	95 HOURS AT 90-95% RELATIVE HUMIDITY AT 40±2°C. MUST PASS INSULATION RESISTANCE, DIELECTRIC WITHSTANDING OR CONTACT RESISTANCE.	JIS-C-0022
SOLDERABILITY	95% MINIMUM COVERAGE. IMMERSE FOR 3±.5 SECONDS IN 260±5°C BATH.	JIS-C-0050
CURRENT RATING	1 AMP	-
VOLTAGE RATING	250V	-
OPERATING TEMPERATURE RATING	-20°C TO 85°C	-



RECOMMENDED CIRCUIT CONFIGURATION VIEWED FROM COMPONENT SIDE OF CIRCUIT

△	△	29.42	29.42	46.15	25.40	25.40	35.88	35.88	1248	TUBE	84	1-822473-7		
△	△	24.38	24.38	39.00	20.32	20.32	30.80	30.80	1596	TUBE	68	1-822473-6		
△	△	19.30	19.30	31.50	15.24	15.24	25.72	25.72	2254	TUBE	52	1-822473-5		
△	△	16.74	16.74	27.50	12.70	12.70	23.18	23.18	2800	TUBE	44	1-822473-4		
△	△	13.94	11.36	22.65	10.16	7.62	20.54	18.10	4060	TUBE	32	1-822473-3		
△	△	11.46	11.46	20.70	7.62	7.62	18.10	18.10	4620	TUBE	28	1-822473-2		
△	△	8.90	8.90	17.20	5.08	5.08	15.56	15.56	6552	TUBE	20	1-822473-1		
SUPERSEDED BY 1-822473-7		△	△	29.42	29.42	46.15	25.40	25.40	35.88	35.88	1248	TUBE	84	822473-7
SUPERSEDED BY 1-822473-6		△	△	24.38	24.38	39.00	20.32	20.32	30.80	30.80	1596	TUBE	68	822473-6
SUPERSEDED BY 1-822473-5		△	△	19.30	19.30	31.50	15.24	15.24	25.72	25.72	2254	TUBE	52	822473-5
SUPERSEDED BY 1-822473-4		△	△	16.74	16.74	27.50	12.70	12.70	23.18	23.18	2800	TUBE	44	822473-4
SUPERSEDED BY 1-822473-3		△	△	13.94	11.36	22.65	10.16	7.62	20.54	18.10	4060	TUBE	32	822473-3
SUPERSEDED BY 1-822473-2		△	△	11.46	11.46	20.70	7.62	7.62	18.10	18.10	4620	TUBE	28	822473-2
SUPERSEDED BY 1-822473-1		△	△	8.90	8.90	17.20	5.08	5.08	15.56	15.56	6552	TUBE	20	822473-1

FINISH	E	D	C	B2	B1	A2	A1	TOTAL QUANTITY PER CARTON	PACKAGING	NO. OF POSITIONS	AMP PART NUMBER
△	△	△	△	△	△	△	△	1248	TUBE	84	1-822473-7
△	△	△	△	△	△	△	△	1596	TUBE	68	1-822473-6
△	△	△	△	△	△	△	△	2254	TUBE	52	1-822473-5
△	△	△	△	△	△	△	△	2800	TUBE	44	1-822473-4
△	△	△	△	△	△	△	△	4060	TUBE	32	1-822473-3
△	△	△	△	△	△	△	△	4620	TUBE	28	1-822473-2
△	△	△	△	△	△	△	△	6552	TUBE	20	1-822473-1

THIS DRAWING IS A CONTROLLED DOCUMENT.

DATE: 25MAR09  
 DESIGNED BY: J. HOLT  
 CHECKED BY: C. KUBINLY  
 APPROVED BY: J. KUBINLY  
 NAME: J. KUBINLY  
 PRODUCT SPEC: SOCKET ASSEMBLY, PLCC, SOLDERTAIL  
 APPLICATION SPEC: SEE NOTES  
 FINISH: NONE  
 WEIGHT: NONE  
 MATERIAL: 1  
 SCALE: 2:1  
 SHEET: 1 of 1  
 REV: H2