




Have a Question?
 Chat with a Product
 Information Specialist

What can we help you find?

[Products](#) [Industries](#) [Resources](#) [About TE](#) [My Account](#) [Innovation](#) [Support Center](#)

5650947-5 Product Details

[Share](#) [Print](#) [Email](#)



5650947-5

TE Internal Number: 5650947-5

Active

[View 3D PDF](#)

Eurocard Type C

Always EU RoHS/ELV Compliant (Statement of Compliance)

Product Highlights:

- Eurocard Product Line
- Product Series = Type C
- Connector Assembly
- Connector Style = Plug
- Board-to-Board

[View all Features](#)

Quick Links

- ▶ [Pricing & Availability](#)
- ▶ [Search for Tooling](#)
- ▶ [Product Feature Selector](#)
- ▶ [Contact Us About This Product](#)

[Add to My Part List](#) [Request Sample](#) [Find Similar Products](#) [Buy Product](#)

Documentation & Additional Information

Product Drawings:

- [ASSEMBLY, PIN, EUROCARD, TYPE C 96 POSITION, .130 SO...](#) (PDF, English)

Catalog Pages/Data Sheets:

- None Available

Product Specifications:

- None Available

Application Specifications:

- [Eurocard Connectors Types B,C,M,Q,R, & Enhanced Typ...](#) (PDF, English)

Instruction Sheets:

- None Available

CAD Files: ([CAD Format & Compression Information](#))

- [2D Drawing](#) (DXF, Version 0)
- [3D Model](#) (IGES, Version 0)
- [3D Model](#) (STEP, Version 0)

[List all Documents](#)

Additional Information:

- [Product Line Information](#)

Related Products:

- [Tooling](#)

Product Features (Please use the Product Drawing for all design activity)

Product Type Features:

- Product Line = Eurocard
- Product Series = Type C
- Connector Type = Connector Assembly
- [PCB Mount Retention](#) = Without
- [PCB Mounting Orientation](#) = Right Angle
- Termination Method to PC Board = Through Hole - Solder
- [Size](#) = Standard
- [Make First / Break Last](#) = No
- [Bus Type](#) = FUTUREBUS, MULTIBUS (II), NUBUS, VMEbus, VXIBus
- [DIN Level](#) = II

Electrical Characteristics:

- Contact - Rated Current (A) = 1.5

Termination Features:

- [Termination Post Length \(mm \[in\]\)](#) = 3.30 [0.130]

Contact Features:

- Contact Type = Pin
- Contact Base Material = Copper Alloy
- [Contact Cross Section \(mm \[in\]\)](#) = 0.64 [.025] Sq.

Housing Features:

- Connector Style = Plug
- [Centerline \(mm \[in\]\)](#) = 2.54 [0.100]
- Mating Alignment = With
- Mating Alignment Type = Polarization
- Housing Material = High Temperature Glass Filled Polyester
- UL Flammability Rating = UL 94V-0

Configuration Features:

- Number of Rows = 3
- [Number of Positions](#) = 96
- [Rows Loaded](#) = A, B, C

Industry Standards:

- [RoHS/ELV Compliance](#) = RoHS compliant, ELV compliant
- [Lead Free Solder Processes](#) = Wave solder capable to 260°C, Wave solder capable to 240°C, Wave solder capable to 265°C
- [RoHS/ELV Compliance History](#) = Always was RoHS compliant

Conditions for Usage:

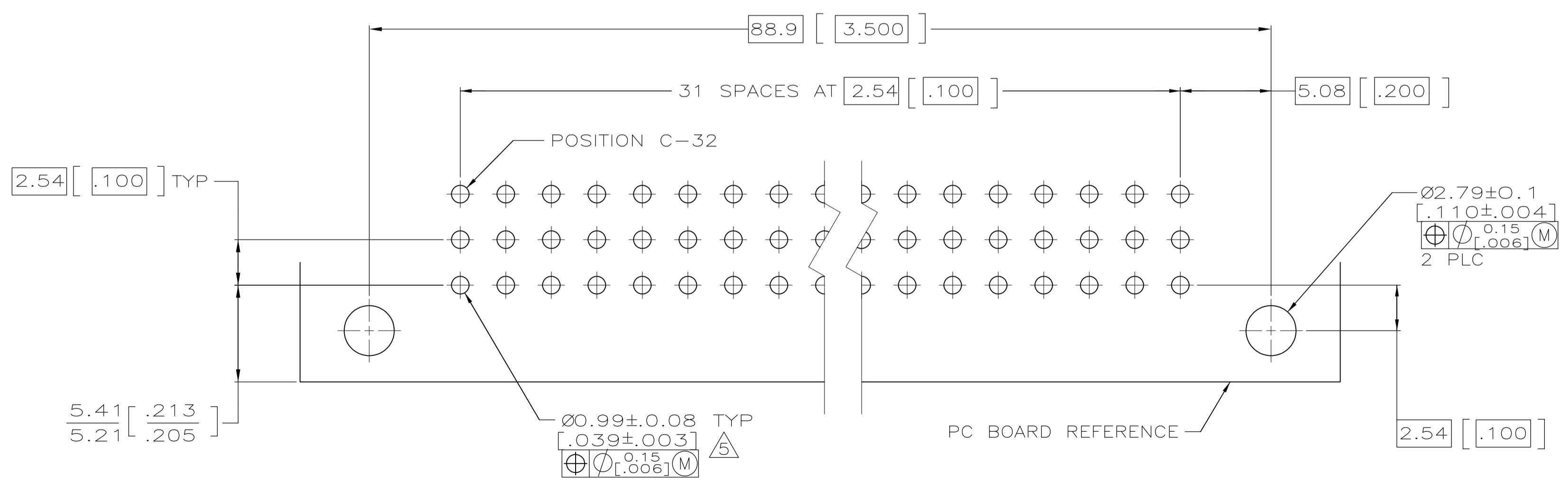
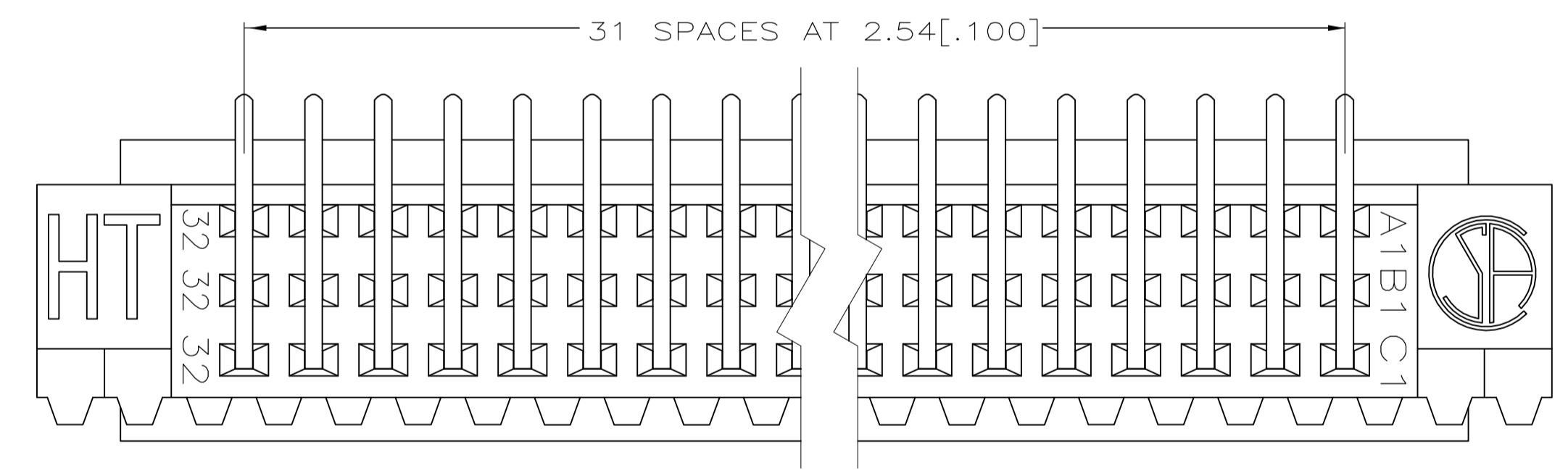
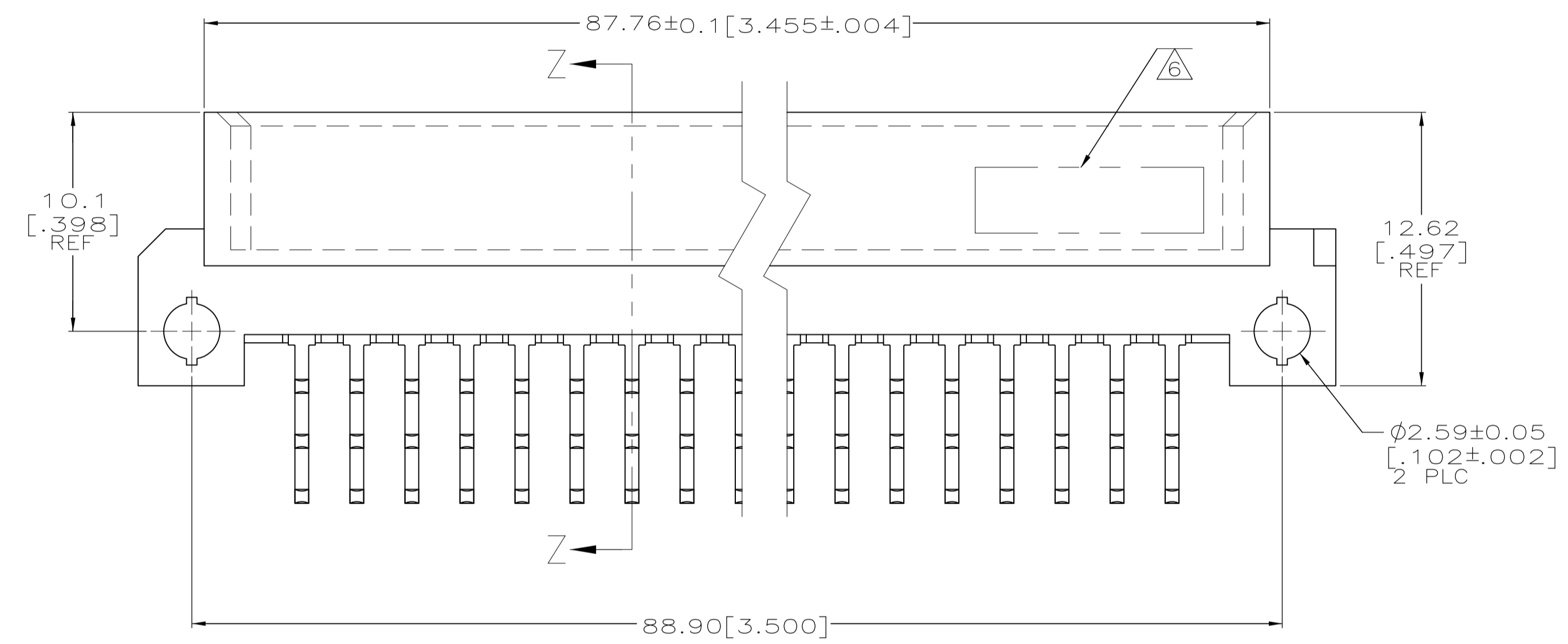
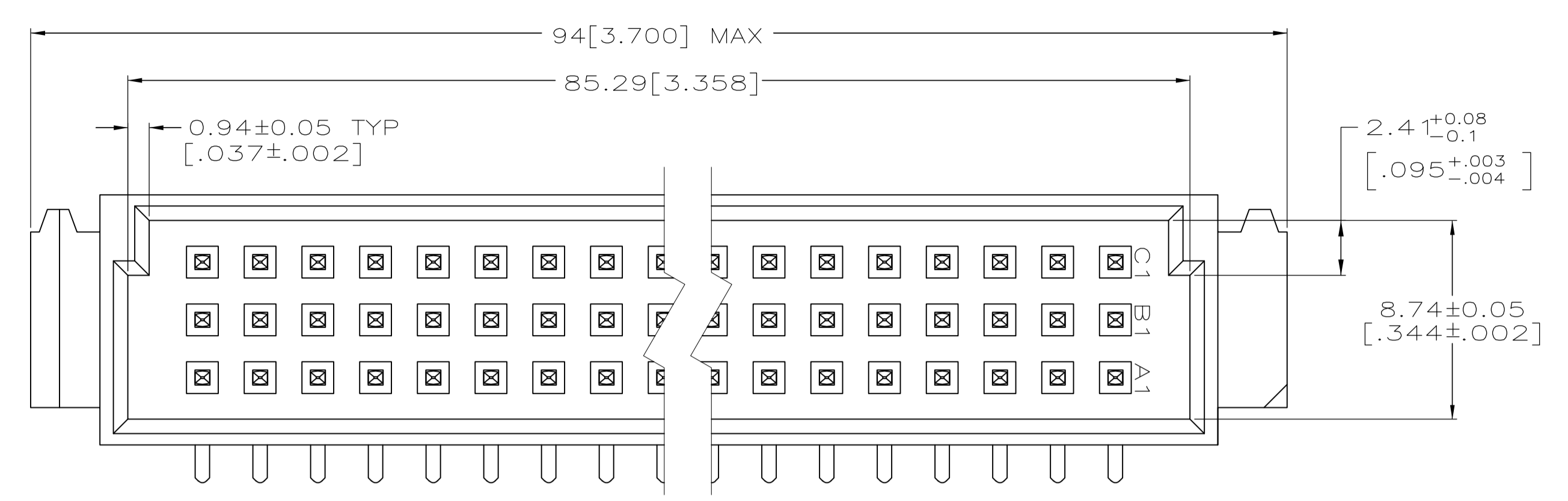
- [Applies To](#) = Printed Circuit Board

Operation/Application:

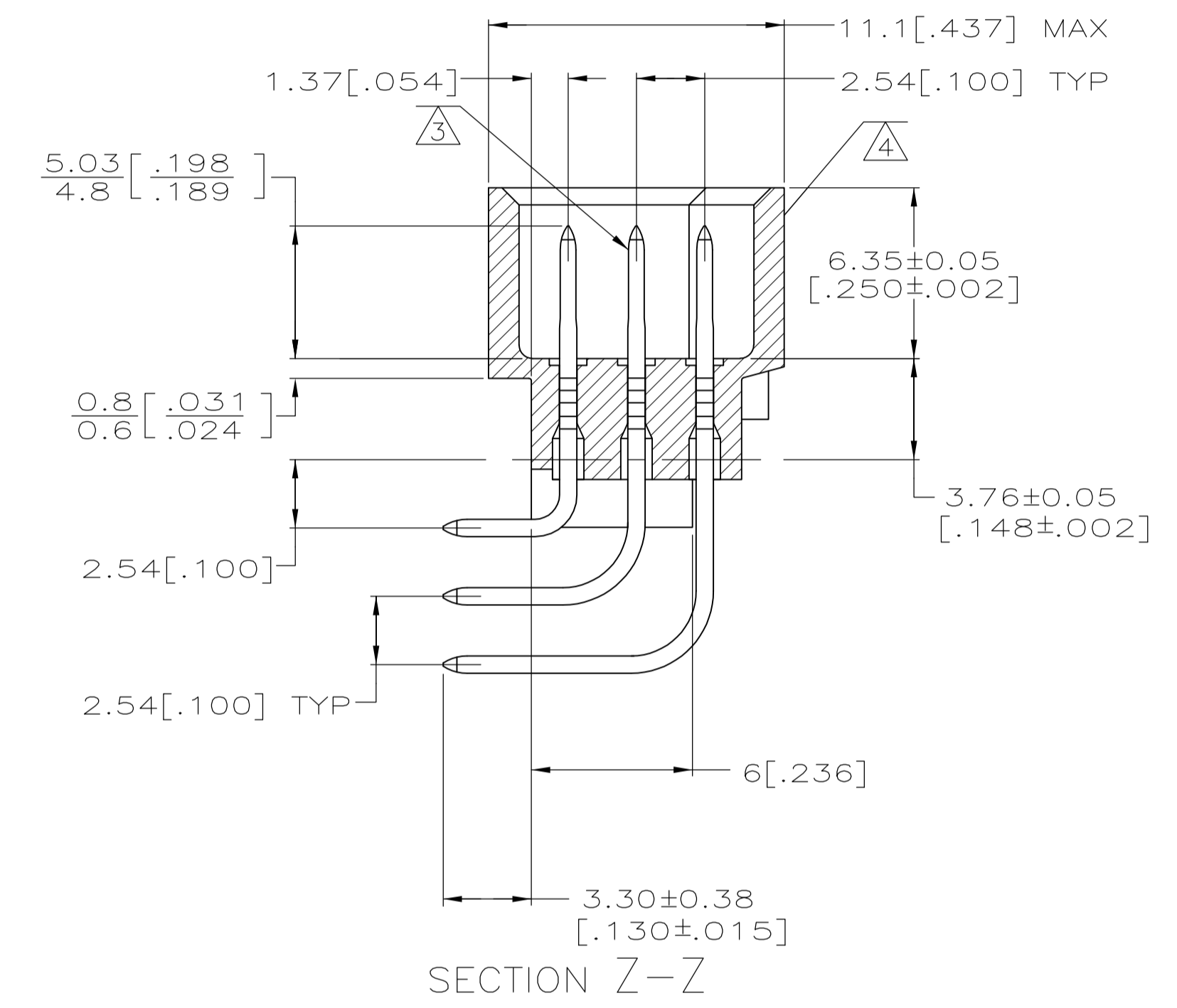
- Application Use = Board-to-Board
- Contact Transmits (Typical Application) = Signal (Data)

Other:

- Brand = AMP



- △ HOUSING MATERIAL: GLASS-FILLED POLYMER.
- △ POST MATERIAL: COPPER ALLOY.
- △ POST FINISH: DIN 41612 CLASS 2 IN CONTACT AREA. TIN PLATE ON POSTS.
- △ MARKING ON THIS SIDE.
- △ RECOMMENDED HOLE SIZE FOR MANUAL APPLICATION OF CONNECTOR ONTO PC BOARD.
- △ PART NUMBER, DATE CODE MARKED THIS APPROXIMATE AREA.



1-32	X	X	X	96	5650947-5
POSITIONS LOADED	C	B	A	NO. OF LOADED POSITION	ASSY PART NUMBER
	ROWS LOADED				

THIS DRAWING IS A CONTROLLED DOCUMENT.		DIN J. POLIGNONE		Tyco Electronics Corporation	
DIMENSIONS: mm [INCHES]		CIRK A. SHARPE		Harrisburg, Pa 17105-3608	
TOLERANCES UNLESS OTHERWISE SPECIFIED:		APVD A. SHARPE		NAME	
0 PLC ± -		PRODUCT SPEC		ASSEMBLY, PIN, EUROCARD, TYPE C	
1 PLC ± -		APPLICATION SPEC		96 POSITION, .130 SOLDER POST	
2 PLC ± -		SIZE		CAGE CODE	
3 PLC ± 0.13(.005)		A1		00779	
4 PLC ± -		DRAWING NO		5650947	
ANGLES ± -		WEIGHT		RESTRICTED TO	
MATERIAL		FINISH		CUSTOMER DRAWING	
△ 1/2		△ 3		SCALE 5:1 SHEET 1 OF 1 REV 02	