


5536418-5 Product Details



5536418-5

TE Internal Number: 5536418-5



Eurocard Type C

 Always EU RoHS/ELV Compliant (Statement of Compliance)

Product Highlights:

- Eurocard Product Line
- Product Series = Type C
- Connector Assembly
- Connector Style = Receptacle
- Board-to-Board

Documentation & Additional Information

Product Drawings:

- [ASSEMBLY, RECEPTACLE, EUROCARD, TYPE C, LEAD-FREE, ...](#) (PDF, English)

Catalog Pages/Data Sheets:

- None Available

Product Specifications:

- None Available

Application Specifications:

- [Eurocard Connectors Types B,C,M,Q,R, & Enhanced Typ...](#) (PDF, English)

Instruction Sheets:

- None Available

CAD Files: (CAD Format & Compression Information)

- [2D Drawing](#) (DXF, Version 0)
- [3D Model](#) (IGES, Version 0)
- [3D Model](#) (STEP, Version 0)

Additional Information:

- [Product Line Information](#)

Related Products:

- [Tooling](#)
- [Mating Products \(7\)](#)

Product Features (Please use the Product Drawing for all design activity)

Product Type Features:

- Product Line = Eurocard
- Product Series = Type C
- Connector Type = Connector Assembly
- [PCB Mount Retention](#) = With
- [PCB Mount Retention Type](#) = Boardlock(s)
- [PCB Mounting Orientation](#) = Vertical
- Termination Method to PC Board = Through Hole - Solder
- [Size](#) = Standard
- [Make First / Break Last](#) = No
- [Bus Type](#) = FUTUREBUS, MULTIBUS (II), NUBUS, VMEbus, VXIBus
- [DIN Level](#) = II

Electrical Characteristics:

- [Contact - Rated Current \(A\)](#) = 1.5

Termination Features:

- [Termination Post Length \(mm \[in\]\)](#) = 2.49 [0.098]

Contact Features:

- [Contact Type](#) = Socket
- [Contact Base Material](#) = Copper Alloy
- [Contact Plating, Mating Area, Material](#) = DIN 41612 Class 2
- [Contact Plating, Termination Area, Material](#) = Tin
- [Contact Cross Section \(mm \[in\]\)](#) = 0.30 x 0.61 [.012 x .024]

Housing Features:

- [Connector Style](#) = Receptacle
- [Centerline \(mm \[in\]\)](#) = 2.54 [0.100]
- [Mating Alignment](#) = With
- [Mating Alignment Type](#) = Polarization
- [Housing Material](#) = Glass Filled Polyester
- [UL Flammability Rating](#) = UL 94V-0

Configuration Features:

- [Number of Rows](#) = 3
- [Number of Positions](#) = 96
- [Rows Loaded](#) = A, B, C

Industry Standards:

- [RoHS/ELV Compliance](#) = RoHS compliant, ELV compliant
- [Lead Free Solder Processes](#) = Wave solder capable to 260°C, Wave solder capable to 240°C, Wave solder capable to 265°C
- [RoHS/ELV Compliance History](#) = Always was RoHS compliant

Conditions for Usage:

- [Applies To](#) = Printed Circuit Board

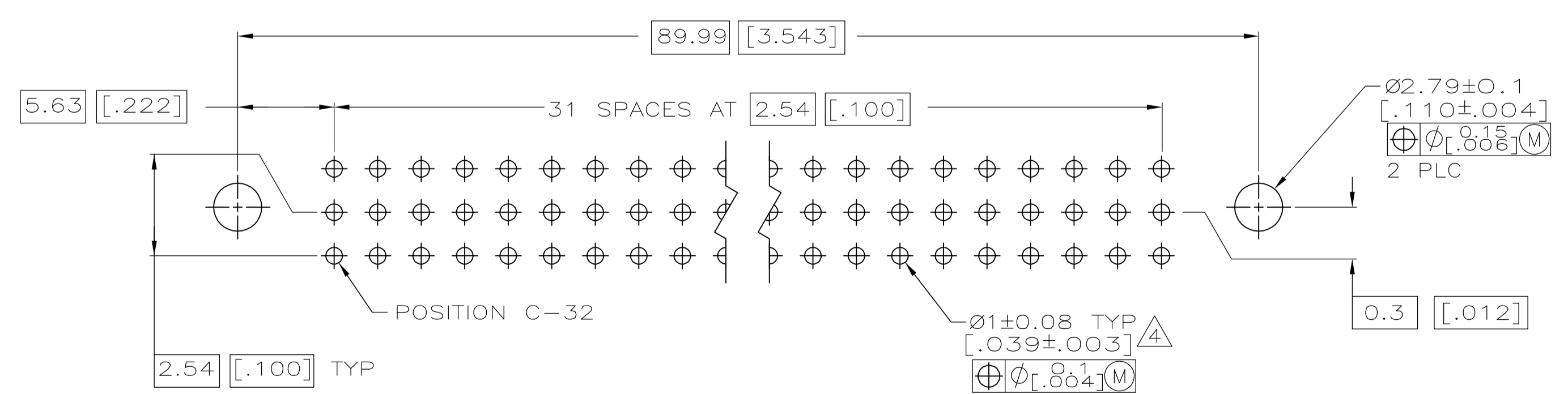
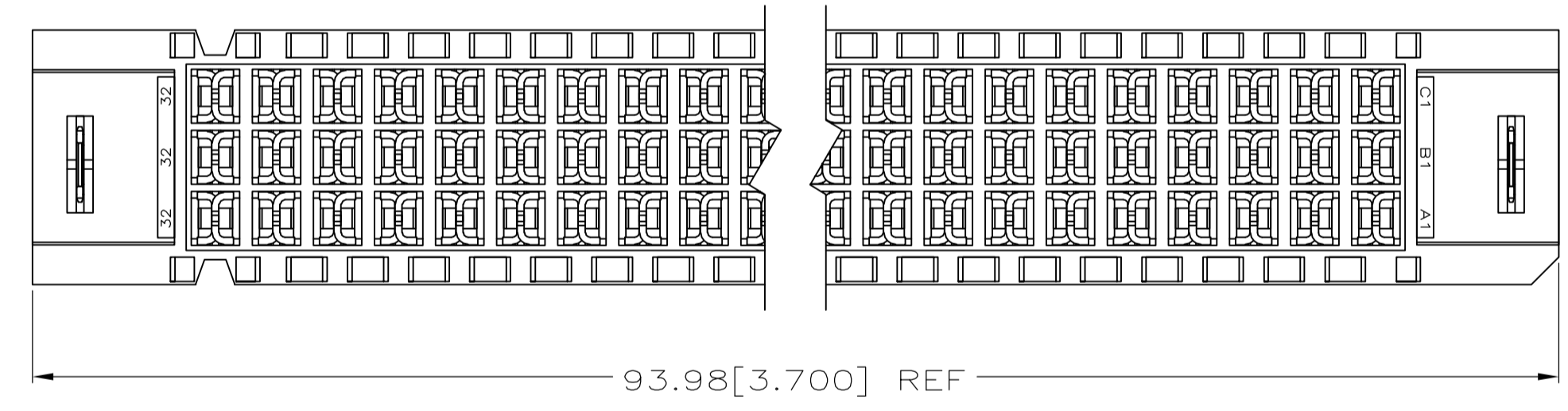
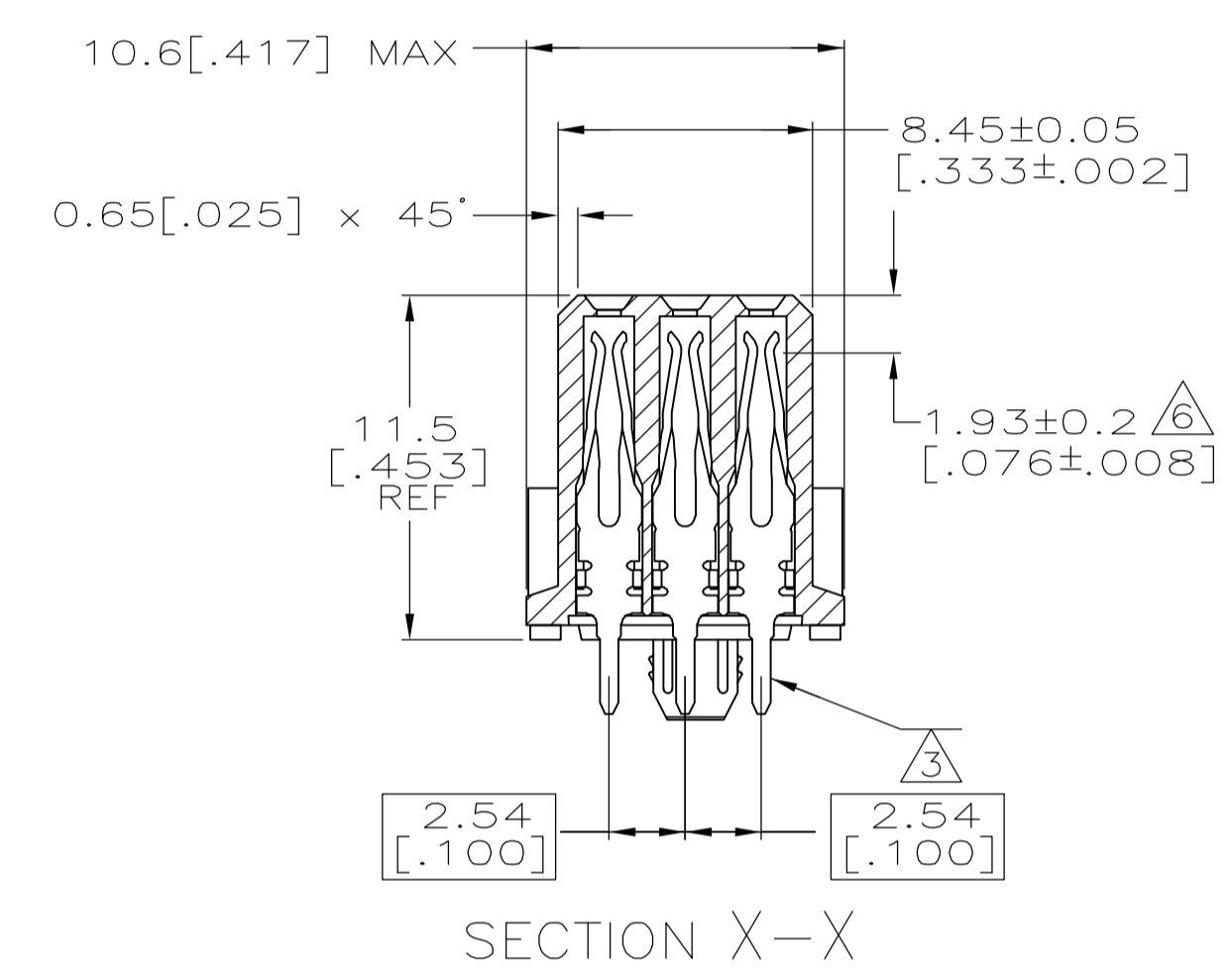
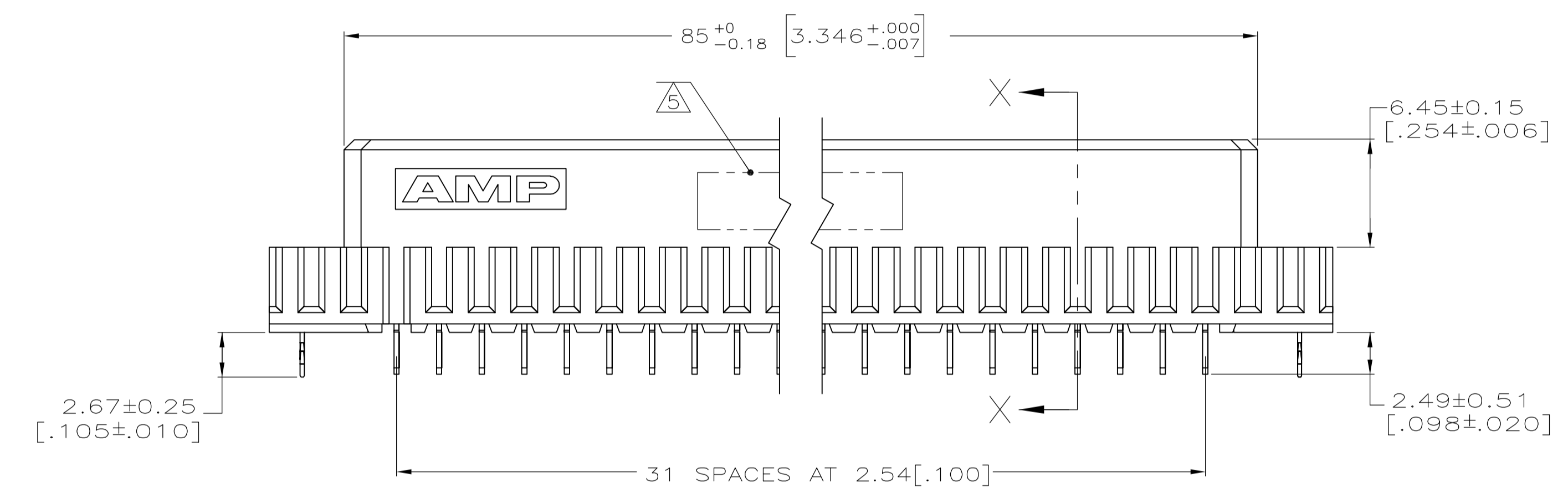
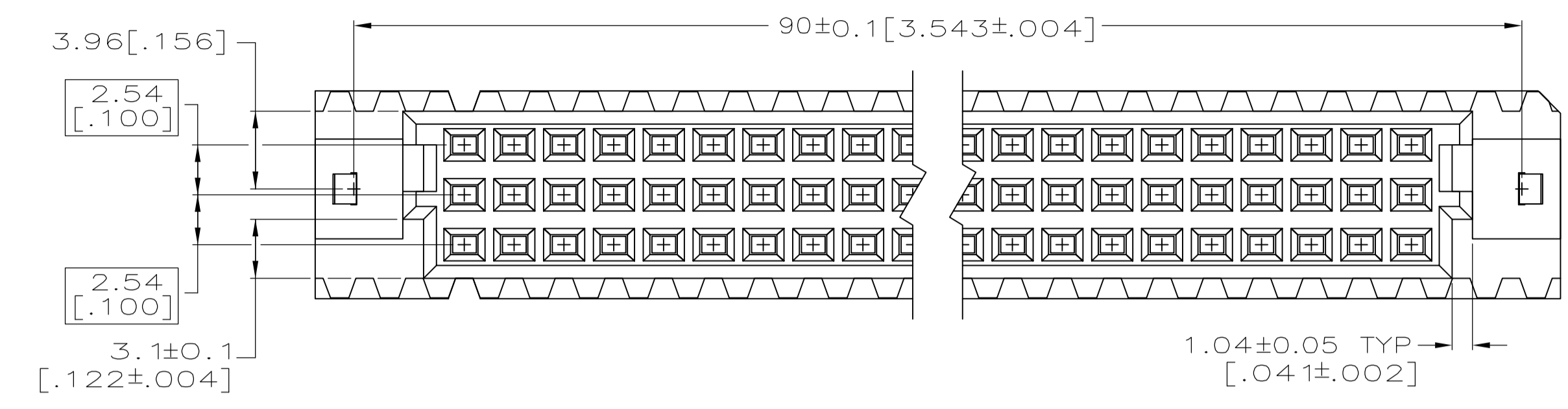
Operation/Application:

- [Application Use](#) = Board-to-Board
- [Contact Transmits \(Typical Application\)](#) = Signal (Data)

Other:

- [Brand](#) = AMP

- ① HOUSING MATERIAL: GLASS-FILLED POLYMER.
- ② CONTACT MATERIAL: COPPER ALLOY.
- ③ CONTACT FINISH: DIN 41612 CLASS 2 IN CONTACT AREA. TIN PLATE ON POSTS.
- ④ RECOMMENDED HOLE SIZE FOR MANUAL APPLICATION OF CONNECTOR ONTO PC BOARD.
- ⑤ PART NUMBER, DATE CODE IDENTIFICATION, CSA LOGO IN THIS APPROXIMATE AREA, ON REVERSE SIDE.
- ⑥ CONTACT POINT.



1-32	X	X	X	96	5536418-5
POSITIONS LOADED	C	B	A	NO. OF LOADED POSITION	ASSY PART NUMBER

THIS DRAWING IS A CONTROLLED DOCUMENT.		DIN J. POLIGNONE 27MAY05	Tyco Electronics Corporation Harrisburg, Pa 17105-3608
DIMENSIONS: mm [INCHES]		CIK A. SHARPE 27MAY05	
TOLERANCES UNLESS OTHERWISE SPECIFIED:		APVD A. SHARPE 27MAY05	NAME ASSEMBLY, RECEPTACLE, EUROCARD, TYPE C, LEAD-FREE, 96 POSITION, 2.49[.098] SOLDER POSTS WITH BOARD-LOCKS
0 PLC ± -	1 PLC ± -	PRODUCT SPEC	SIZE A1
2 PLC ± 0.13[.005]	3 PLC ± -	APPLICATION SPEC	SCALE 4:1
4 PLC ± -	ANGLES ± -	WEIGHT -	SHEET 1 OF 1
MATERIAL	FINISH	CUSTOMER DRAWING	REV 0