

Signal Phone

INSTRUCTION MANUAL

[TYPE : BM]

Thank you for purchasing a Patlite Signal Phone. To ensure proper operation, please read this instruction manual thoroughly before attempting to use the system. Also when undertaking maintenance, inspection or repair work, be sure to refer to this manual. If you have any questions regarding this product, please feel free to contact us.

NOTES TO BE OBSERVED FOR SAFE OPERATION

Note to be followed to prevent any damage to the user and other personnel or to assets are as follows

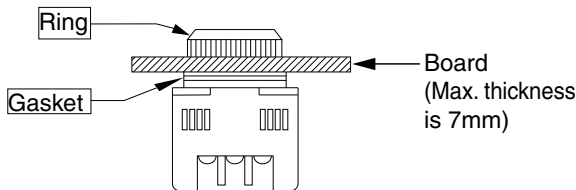
■ The indications for warning are divided into the following classes according to the degree of danger or damage incurred when the warning is not taken into consideration and the product is not correctly used.

Caution This symbol marks important instructions that, if ignored or incorrectly followed, could conceivably lead to injury or property damage.

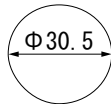
- Caution**
- Use only specified operating voltage. Excess voltage hastens degradation.
 - This product is for indoor use only. It should be used in a place where it is protected from rain and water. Moisture in the unit could cause a breakdown of the unit or electric shock. (type BM/BM-H only)
 - When this model is being used continuously in a long time, it starts having heat but it is normally operated.

1. HOW TO MOUNTING

- Tighten the ring by hand securely.



[Mounting dimensions]

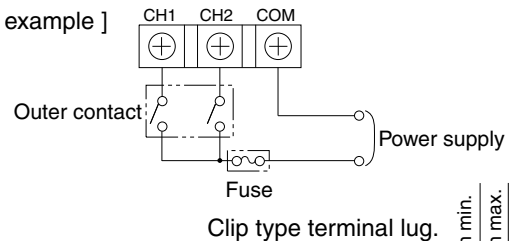


※ According to the thickness of the board decrease or increase the gaskets.

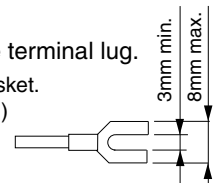
2. HOW TO MAKE WIRING CONNECTION

- As for wiring connection, use a wire stranded wire or clip type terminal lug.
- This model is operated when voltage are supplied between Common and Ch1 or Ch2.
- You can select two different types of sound by changing wiring connection. (Ch1 and Com, Ch2 and Com)
- When voltage are supplied onto Ch1 and Ch2 at once.

[Wiring example]



※ This model contains two sheets of gasket. (2mm thick × 2pcs. 3.5mm thick × 1pc.)



3. SPECIFICATIONS

Model	BM-202	BM-210	BM-212	BM-220
	BM-202D	BM-210D	BM-212D	BM-220D
	BM-202H	BM-210H	BM-212H	BM-220H
Voltage	24V AC/DC	100V AC	120V AC	220V AC
Sound level (MAX)	BM	80 dB(at 1m)		85 dB(at 1m)
	BM-D	75 dB(at 1m)		80 dB(at 1m)
	BM-H	85 dB(at 1m)		90 dB(at 1m)
Operating temp. range	-10°C ~ +60°C			

Ch	Type of sounds
Ch1	Peepo Peepo
Ch2	Pipipipi

※ Specifications are subject to change without notice.

PATLITE Corporation ^{E1S}

International Division Sales & Marketing Department
8-8 Matsuya-machi, Chuo-ku, Osaka 542-0067 JAPAN

PATLITE (U.S.A.) Corporation
20130 S. Western Avenue, Torrance, CA 90501 U.S.A.

PATLITE (SINGAPORE) PTE LTD
No.2 Leng Kee Road, #05-01 Thye Hong Centre, Singapore 159086

PATLITE (CHINA) Corporation
Room 512, Jufeng Business Building, No.697-3 Lingshi Road, Shanghai 200072, China

PATLITE Europe GmbH
Am Soeldnermoos 8, D-85399 Hallbergmoos, Germany

TEL. +81-6-6763-8220
FAX. +81-6-6763-8221
TEL. +1-310-328-3222
FAX. +1-310-328-2676
TEL. +65-6226-1111
FAX. +65-6324-1411
TEL. +86-21-6630-8969
FAX. +86-21-6630-8938
TEL. +49-811-99819770-0
FAX. +49-811-99819770-9

<http://www.patlite.co.jp/int/>