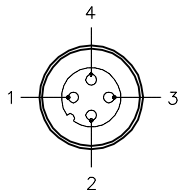


MALE END VIEW

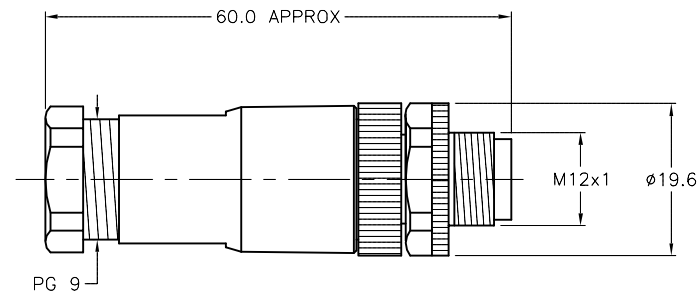


- 1 = BROWN (+ VOLTAGE)
- 2 = N/C
- 3 = BLUE (- VOLTAGE)
- 4 = N/C




SPECIFICATIONS

HOUSING MATERIAL/PLATING	NYLON/BLACK
CONTACT MATERIAL/PLATING	BRASS/GOLD
COUPLING NUT MATERIAL/PLATING	BRASS/NICKEL
RATED CURRENT [A]	4.0 A
RATED VOLTAGE [V]	250 V
MAXIMUM WIRE SIZE	18 AWG
CABLE GRIP RANGE	6-8mm
TEMPERATURE RATING	-25°C to +85°C (-13°F to +185°F)
PROTECTION CLASS	IEC IP67
TERMINATION TYPE	SCREW TERMINAL



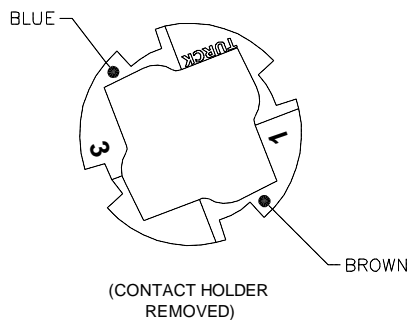
DETAIL "A"

WIRE SIDE VIEW OF CONTACT HOLDER TO SHOW LABEL DETAILS



(SCALE 2:1)

LABEL DETAIL



SOURCE DRAWING - FOR REFERENCE ONLY

RELATED DOCUMENTS		3RD ANGLE PROJECTION		THIS DRAWING IS CONFIDENTIAL AND THE PROPERTY OF TURCK INC. USE OF THIS DOCUMENT WITHOUT WRITTEN PERMISSION IS PROHIBITED.		<b>TURCK INC</b> High Technology Sensors and Automation Controls 3000 CAMPUS DRIVE MINNEAPOLIS, MN 55441 1-800-544-7769 (763) 553-7300 (763) 553-0708 fax turck.com	
1. 2. 3. 4.				DRFT RDS		DATE 05/16/08	
MATERIAL		SEE SPECIFICATIONS		DSGN		SCALE 1=1.0	
FINISH		SEE SPECIFICATIONS		UNIT OF MEASUREMENT		DESCRIPTION	
		CONTACT TURCK FOR MORE INFORMATION		MILLIMETERS		BS 8141-0/PG 9/ASI	
		DO NOT SCALE THIS DRAWING		IDENTIFICATION NO.		REV	
				U2-13621		A	
A DRAWING RELEASE		RDS 11/24/09		FILE: U2-13621		SHEET 1 OF 1	
REV DESCRIPTION		BY DATE ECO NO.					