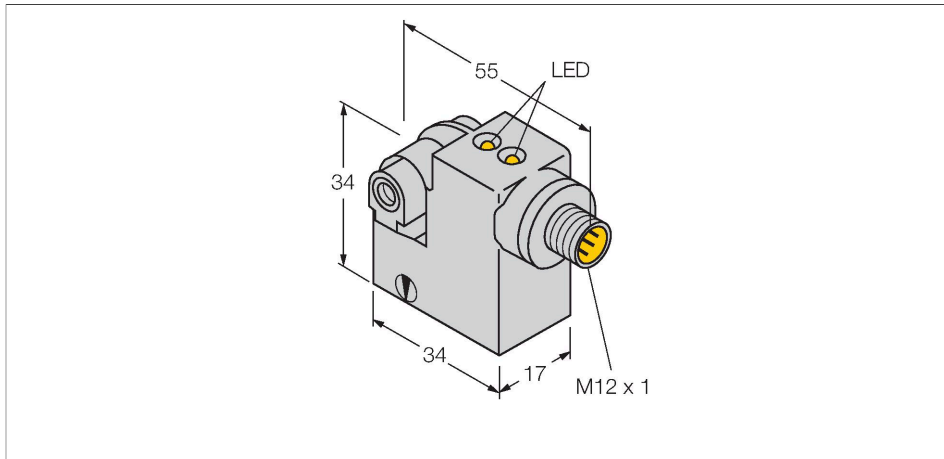


BIM-IKM-AP6X2-H1141/S34 W/KLI3

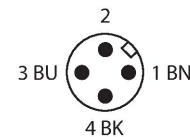
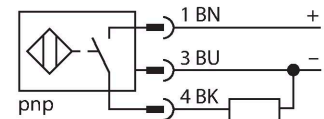
Magnetic Field Sensor – for pneumatic cylinders (magnetic-field immune)



Features

- Rectangular, height 34 mm
- Metal, GD-Zn
- Magnetic-inductive sensor
- Weld resistant to AC fields of 50...60 Hz
- DC 3-wire, 10...30 VDC
- NO contact, PNP output
- Male connector, M12 x 1

Wiring diagram



Technical data

Type	BIM-IKM-AP6X2-H1141/S34 W/KLI3
ID	4627290
Special version	S34 corresponds to: Weld-field immune proximity sensors
General data	
Pass speed	≤ 1 m/s
Repeatability	≤ ± 0.1 mm
Temperature drift	≤ 0.1 mm
Hysteresis	≤ 1 mm
Electrical data	
Operating voltage	10...30 VDC
Residual ripple	≤ 10 % U _{ss}
DC rated operational current	≤ 200 mA
No-load current	15 mA
Residual current	≤ 0.1 mA
Isolation test voltage	≤ 0.5 kV
Short-circuit protection	yes / Cyclic
Voltage drop at I _o	≤ 1.8 V
Wire breakage/Reverse polarity protection	yes / Complete
Output function	3-wire, NO contact, PNP
Switching frequency	0.02 kHz
Mechanical data	
Design	Rectangular, IKM

Functional principle

Magnetic field sensors are activated by magnetic fields and are used, in particular, for the detection of the piston position in pneumatic cylinders. As magnetic fields can permeate non-magnetizable metals, they detect a permanent magnet attached to the piston through the aluminium cylinder wall. Weld-field immune permaprox sensors "freeze" the switching status when detecting a magnetic AC field (50...60 Hz). In this way, false switching operations are prevented during the welding process. When the AC field disappears, the sensors resume standard operation.

Technical data

Dimensions	34 x 17 x 34 mm
Housing material	Metal, GD-Zn
Active area material	Plastic, PA12-GF30
Electrical connection	Connector, M12 × 1
Environmental conditions	
Ambient temperature	-25...+70 °C
Vibration resistance	55 Hz (1 mm)
Shock resistance	30 g (11 ms)
Protection class	IP67
MTTF	2283 years acc. to SN 29500 (Ed. 99) 40 °C
Mounting on the following profiles	
Cylindrical design	○ ##
Switching state	LED, Yellow
Included in delivery	KLI3

Mounting instructions

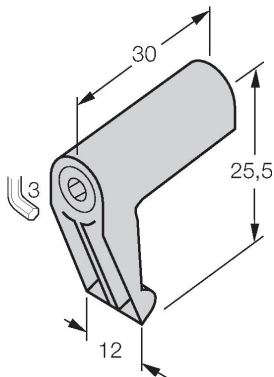
Mounting instructions/Description



Accessories

KLI1

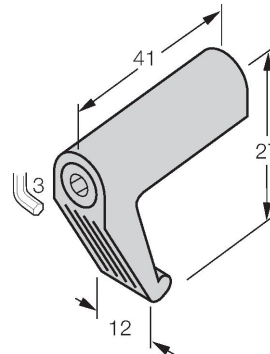
69710



Mounting bracket for mounting magnetic field sensors on tie-rod cylinders; cylinder diameter: 32... 100 mm; material: Die-cast Zinc

KLI3

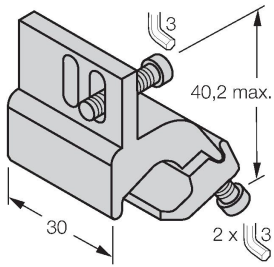
69712



Mounting bracket for mounting magnetic field sensors on tie-rod cylinders; cylinder diameter: 63... 160 mm; material: Die-cast Zinc

KL15

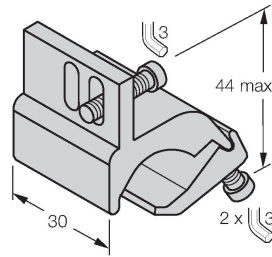
6971802



Mounting bracket for mounting magnetic field sensors on profile cylinders; cylinder diameter: 32...50 mm; material: Aluminum

KL16

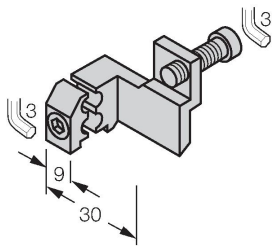
6971805



Mounting bracket for mounting magnetic field sensors on profile cylinders; cylinder diameter: 50...100 mm; material: Aluminum

KL17

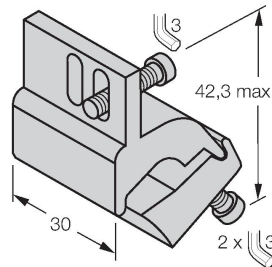
6971810



Mounting bracket for mounting magnetic field sensors on profile cylinders with external dovetail guide; cylinder diameter: 32...200 mm; material: Aluminum

KL15Z

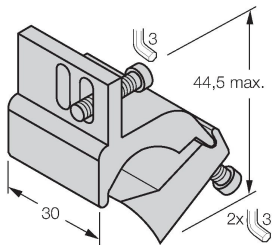
6971803



Mounting bracket for mounting magnetic field sensors on tie-rod cylinders; cylinder diameter: 32...63 mm; material: Aluminum

KL16Z

6971806



Mounting bracket for mounting magnetic field sensors on tie-rod cylinders; cylinder diameter: 50...125 mm; material: Aluminum