


4 and 5-Wire *euromast*® Field Wireable Connectors, Standard with Labels

- Female Connectors
- IEC IP 67 Protection



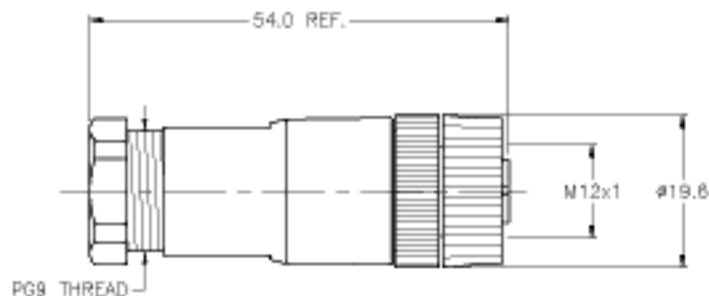
Drawing	Part Number	Housing Specs.	Application	Pinout
	B 8141-0/LABEL	PBT, Black PG 7 cable gland accepts 4-6 mm cable diameter Screw terminals accepts up to 18 AWG conductors 85°C 250 V, 4 A	Mates with standard key 4-pin cordsets and receptacles, color coded & numbered pins	
	B 8141-0/PG9/LABEL	PBT, Black PG 9 cable gland accepts 6-8 mm cable diameter Screw terminals 85°C 250 V, 4 A	Mates with standard key 4-pin cordsets and receptacles, color coded & numbered pins	
	B 8151-0/PG9/LABEL	PBT, Black PG 9 cable gland, accepts 4-8 mm cable diameter Screw terminals accepts up to 18 AWG conductors 85°C 125 V, 4 A	Mates with standard key 5-pin cordsets and receptacles, color coded & numbered pins	
	B 8241-0/LABEL	PBT, Black PG 7 cable gland, accepts 4-6 mm cable diameter Screw terminals accepts up to 18 AWG conductors 85°C	Mates with standard key 4-pin cordsets and receptacles, color coded & numbered pins	
	B 8241-0/PG9/LABEL	PBT, Black PG 9 cable gland accepts 6-8 mm cable diameter Screw terminals accepts up to 18 AWG conductors 85°C	Mates with standard key 4-pin cordsets and receptacles, color coded & numbered pins	
	B 8251-0/PG9/LABEL	PBT, Black PG 9 cable gland accepts 4-8 mm cable diameter Screw terminals accepts up to 18 AWG conductors 85°C 125 V, 4 A	Mates with standard key 5-pin cordsets and receptacles, color coded & numbered pins	

FEMALE END VIEW



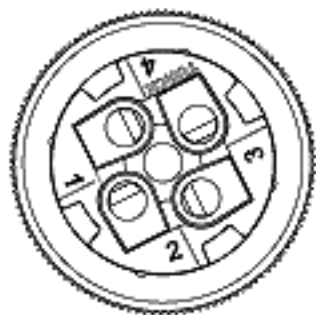
SPECIFICATIONS

HOUSING MATERIAL/COLOR	NYLON/BLACK
CONTACT MATERIAL/PLATING	BRASS/GOLD
COUPLING NUT MATERIAL/COLOR	NYLON/BLACK
RATED CURRENT [A]	4.0 A
RATED VOLTAGE [V]	250 V
MAXIMUM WIRE SIZE	1B AWG
CABLE GRIP RANGE	6-8mm
TEMPERATURE RATING	-25°C to +85°C (-13°F to +185°F)
PROTECTION CLASS	EC IP67
TERMINATION TYPE	SCREW TERMINAL



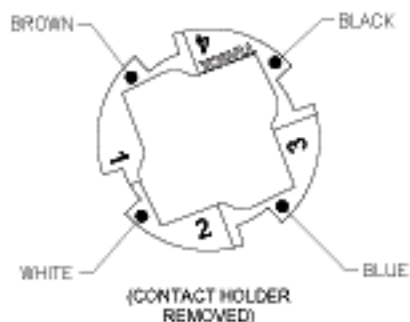
DETAIL "A"

WIRE SIDE VIEW OF CONTACT HOLDER TO SHOW LABEL DETAILS



(SCALE 2:1)

LABEL DETAIL



SOURCE DRAWING - FOR REFERENCE ONLY

RELATED DOCUMENTS 1. 2. 3. 4.	3RD ANGLE PROJECTION 	THIS DRAWING IS PROPERTY OF TURCK INC. USE OF THIS DOCUMENT WITHOUT WRITTEN PERMISSION IS PROHIBITED.		TURCK INC High Technology Sensors and Automation Controls	
MATERIAL SEE SPECIFICATIONS	TOLERANCES UNLESS OTHERWISE SPECIFIED 0.5 TO 6 ±0.1 6 TO 30 ±0.2 30 TO 200 ±0.3 OVER 200 ±0.4 ANGLES ±1°	DWGT	RDS	DATE 02/11/08	DESCRIPTION B 8141-0/PG9/LABEL
FRESH SEE SPECIFICATIONS		USDR		SCALE 1=1.0	IDENTIFICATION NO. U2-12961
		UNIT OF MEASUREMENT MILLIMETERS			REV A
		DO NOT SCALE THIS DRAWING		FILE: U2-12961	SHEET 1 OF 1

A	DRAWING RELEASE	GAR	02/22/08	
REV	DESCRIPTION	BY	DATE	EDD NO.