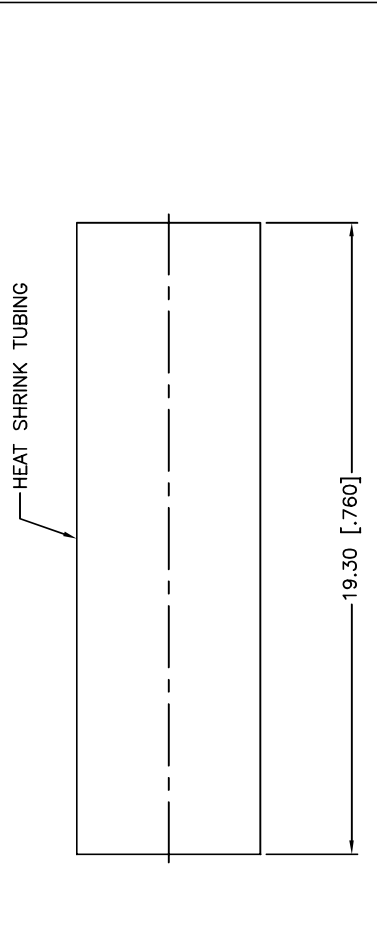
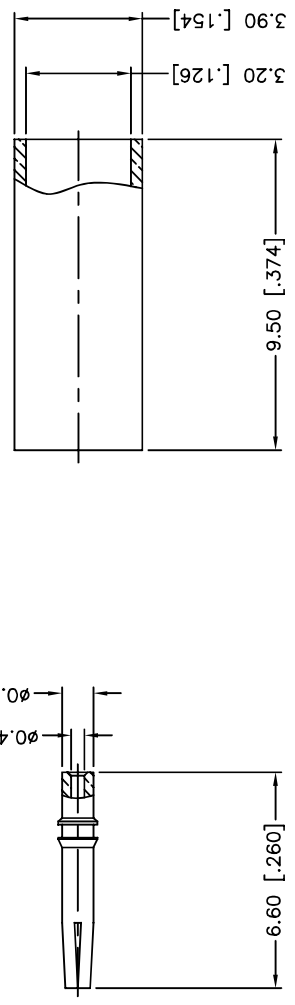
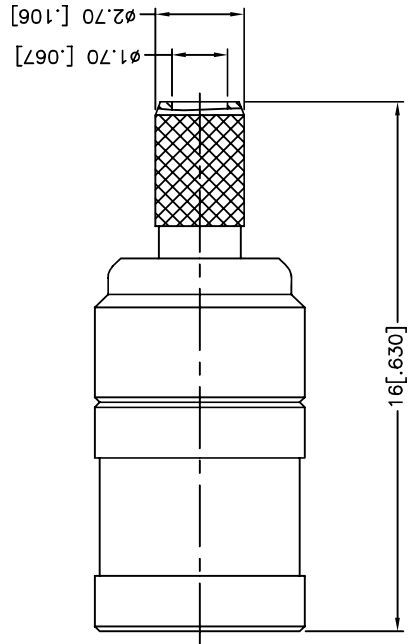


REV.	DATE	ECR NO.	DESCRIPTION
NC	07/15/97	XXXXXX	INITIAL RELEASE
A	05/01/07	XXXXXX	UPDATE DRAWING FORMAT
B	12/22/09	2009	UPDATE DESCRIPTION



RECOMMENDED
CABLE STRIPPING DIM'S



1. CRIMPED FERRULE
HEX CRIMP SIZE .128"
2. CONTACT PIN TO SOLDER

DESCRIPTION		MATERIAL		FINISH		QTY	
9	HEAT SHRINK TUBING	BRASS		GOLD		1	
8	FERRULE	BRASS		GOLD		1	
7	CONTACT PIN	BER. COPPER		GOLD		1	
6	SHELL	BRASS		GOLD		1	
5	RETAINER RING	BER. COPPER		NATURAL		1	
4	BARREL	BRASS		GOLD		1	
3	INSULATOR	PTFE		NATURAL		1	
2	INSULATOR	PTFE		NATURAL		1	
1	BODY	BRASS		GOLD		1	
DESCRIPTION		MATERIAL		FINISH		QTY	

APPROVALS	DATE
DRAWN T.DENG	12/22/09
CHECKED	
ISSUED	
SHEET 1 OF 1	

UNLESS OTHERWISE SPECIFIED DIMENSIONS ARE IN MILLIMETERS DIMENSIONS IN PARENS ARE IN INCHES AND FOR CUSTOMER REFERENCE ONLY.
UNLESS OTHERWISE SPECIFIED TOLERANCES FOR MILLIMETERS ARE: 0.5 - 8mm ± 0.20mm 8 - 30mm ± 0.40mm 30 - 120mm ± 0.50mm
UNLESS OTHERWISE SPECIFIED TOLERANCES FOR INCHES ARE: .020 - .315 = ± 0.007" .315 - 1.180 = ± 0.015" 1.180 - 4.724 = ± 0.020"

DO NOT SCALE DRAWING
CAD FILE C:/CONNEX/142186--75.DWG

PART DESCRIPTION	REV.	SIZE	SCALE
MINI 75 OHM SMB CRIMP PLUG (FOR RG-179/U, 187/U CABLE)	B	A	NA
PART NO. 142186-75			

DWG. NO.	REV.	SCALE
142186-75.DWG	B	A

Amphenol Connex