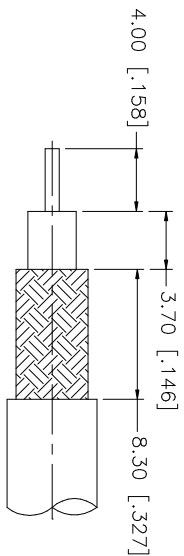
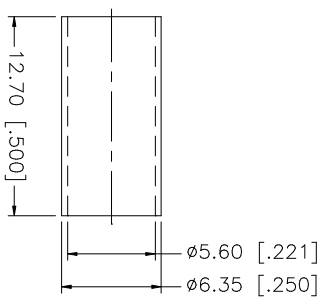
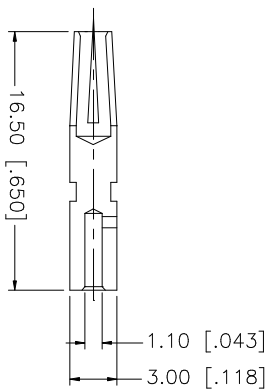
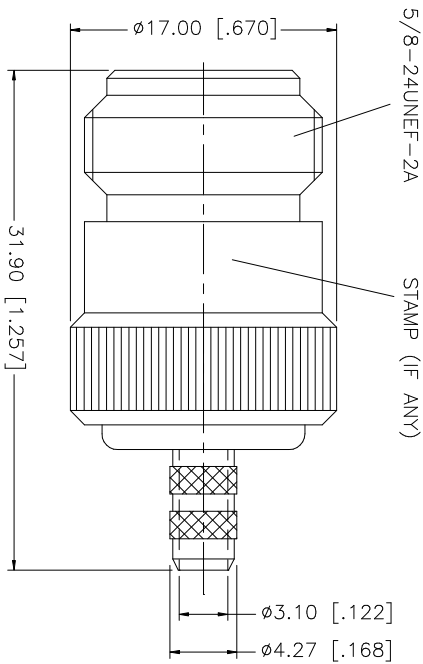


REV.	DATE	DESCRIPTION
A	07/21/99	REFORMAT DRAWING
B	11/12/99	MODIFY BARREL AND FERRULE DIMENSIONS
C	12/09/03	UPDATE DRAWING FORMAT



RECOMMENDED  
CABLE STRIPPING DIM'S



- NOTES:
1. CRIMPED FERRULE  
HEX. CRIMP SIZE .213"
  2. CRIMPED CONTACT PIN  
HEX. CRIMP SIZE .100"

NO.	DESCRIPTION	MATERIAL	FINISH	QTY	UNLESS OTHERWISE SPECIFIED DIMENSIONS ARE INCHES AND FOR CUSTOMER REFERENCE ONLY. UNLESS OTHERWISE SPECIFIED TOLERANCES FOR MILLING ARE: 0.5 - 8mm ± 0.20mm 8 - 30mm ± 0.40mm 30 - 120mm ± 0.50mm UNLESS OTHERWISE SPECIFIED DIMENSIONS ARE INCHES AND FOR CUSTOMER REFERENCE ONLY. UNLESS OTHERWISE SPECIFIED TOLERANCES FOR INCHES ARE: .020 - .315 = ± 0.007" .315 - 1.180 = ± 0.015" 1.180 - 4.724 = ± 0.020"	DO NOT SCALE DRAWING	APPROVALS	DATE	PART DESCRIPTION				
8								<p style="text-align: center;"><b>Amphenol Connex</b></p> <p style="text-align: center;">N CRIMP JACK - CAPTIVE CONTACT (RG 55/U, 142/U, 223/U, 400/U CABLE - 50ohms)</p>					
7													
6													
5	FERRULE	COPPER	NEXCOTE	1									
3	CONTACT PIN	PHOS. BRONZE	GOLD	1									
2	INSULATOR	TEFLON	NATURAL	1									
1	BODY	BRASS	NEXCOTE	1									
	DESCRIPTION	MATERIAL	FINISH	QTY									
CAD FILE		C:/172/172147.DWG		DWG. NO.		172147.DWG		REV.	NC	SIZE	A	SCALE	NA