

MICRO-CON-X® FIELD INSTALLABLE CONNECTORS



Cable Pin
1628X-XPG-XXX
Matching Mates:

- **Cable-Cable**
1828X-XSG-XXX
- **Panel**
172XX-XSG-XXX



Panel Mount
1728X-XXG-XXX
Matching Mates:

- **Cable Pin**
1628X-XPG-XXX
- **Cable Socket**
1628X-XSG-XXX



P/C Tail Panel Mount
172XX-XXG-XXX
Matching Mates:

- **Cable Pin**
1628X-XPG-XXX
- **Cable Socket**
1628X-XSG-XXX



Cable Socket
1628X-XSG-XXX
Matching Mates:

- **Cable-Cable**
1828X-XPG-XXX
- **Panel**
172XX-XPG-XXX



Cable to Cable
1828X-XXG-XXX
Matching Mates:

- **Cable Pin**
1628X-XPG-XXX
- **Cable Socket**
1628X-XSG-XXX



Dust Cap
16295

Molded Cable Assemblies (See pages 3 & 26)



Cable End



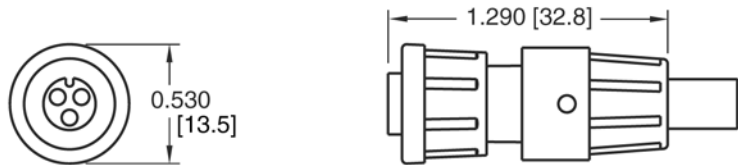
Cable to Cable



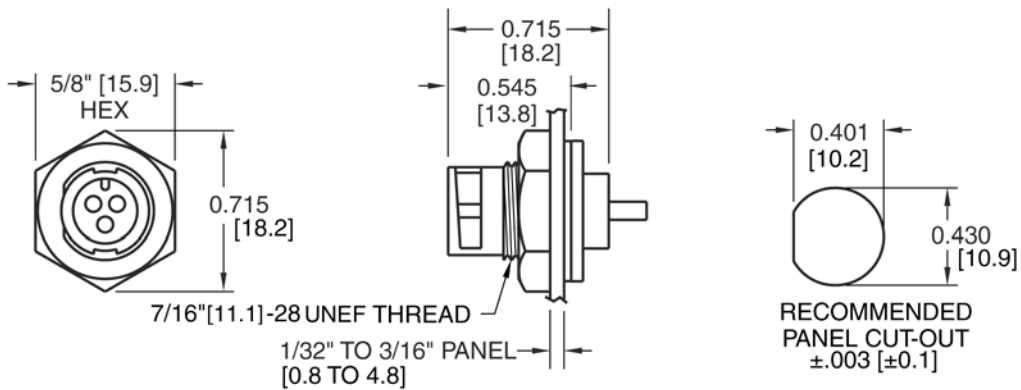
Right Angle

MICRO-CON-X[®] FIELD INSTALLABLE CONNECTORS

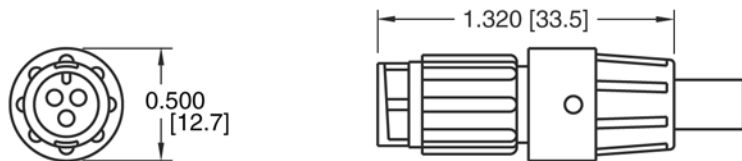
Dimensions



CABLE END CONNECTOR - WITH SNAP LOCK BACKSHELL (NON-REMOVABLE)

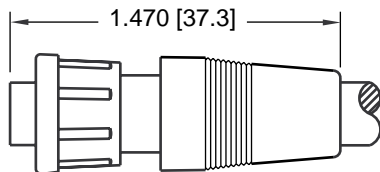


PANEL MOUNT CONNECTOR - SHOWN WITH HEX NUT AND GASKET

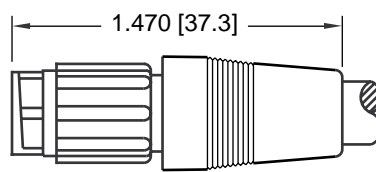


CABLE TO CABLE CONNECTOR - WITH SNAP LOCK BACKSHELL (NON-REMOVEABLE)

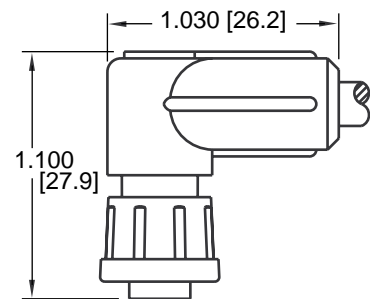
Molded Cable Assemblies (See pages 3 & 26)



CABLE END ASSEMBLY
STRAIGHT BOOT
0.280 [7.1] MAX. CABLE O.D.



CABLE TO CABLE ASSEMBLY
STRAIGHT BOOT
0.280 [7.1] MAX. CABLE O.D.



CABLE END ASSEMBLY
90° BOOT
0.280 [7.1] MAX. CABLE O.D.

MICRO-CON-X[®] FIELD INSTALLABLE CONNECTORS

Part Number to Order

XX X XX-XXG-3XX

Connector Type: _____

- 16 - Cable End
- 17 - Panel Mount
- 18 - Cable to Cable

Contact Size: _____

- 2 - #20

Contact Style: _____

- 80 - Crimp (Supplied loose)
- 81 - P/C Tail .187" (4.7) (Supplied assembled)
- 82 - Solder Cup (Supplied assembled)
- 91 - P/C Tail .280" (7.1) (Supplied assembled)*
- 92 - P/C Tail .335" (8.5) (Supplied assembled)*

Number of Contacts: _____

- 2 or 3

Type of Contact: _____

- P - Pin
- S - Socket

Contact Plating: _____

- G - Gold over Nickel (Standard)

Back Shell
Style 3

Grommet Code –

Cable O.D. Range:

11 - .09 - .14 (2.3-3.5)

15 - .15 - .17 (3.8-4.3)

18 - .18 - .20 (4.6-5.1)

Back Shell Style:

- 3 - Weathertight Grommet
Grip/Seal & (1) interfacial
"O" Ring

300 - Panel mount with hex nut
& gasket

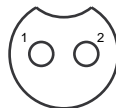
3ES - 300 with Epoxy

*Available in #20 size contact only.

Consult factory for optional threaded coupling.

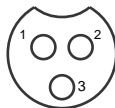
Consult factory for your custom design cable assemblies and connectors. (See pages 3 & 26)

Contact Arrangements

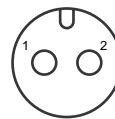


2-#20

CABLE PIN, PANEL SOCKET
AND CABLE TO CABLE SOCKET ONLY

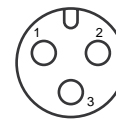


3-#20



2-#20

CABLE SOCKET, PANEL PIN
AND CABLE TO CABLE PIN ONLY



3-#20

Contact arrangements shown are wiring view of cable end pins/sockets.

Key/keyway shown for orientation only.

MICRO-CON-X[®] FIELD INSTALLABLE CONNECTORS

Specifications

Typical Specifications

Manufacturers Identifications	Micro-Con-X [®]
Description	Field Installable Connector & Custom Cable Assemblies
Rating	3.0 thru 7.5A, 600V
Conductor Size	20 thru 24 AWG
Configuration	2 & 3 #20 Contacts
Certification	UL Recognized File #E150822 - 250V CSA Certified File #LR89277 - 600V

Material Specifications

Cable Pin/Socket

Backshell (Non-Removable Snap Lock)	Nylon, UL Recognized, Black
Grommet	Santoprene Rubber, Black
Coupling Ring	Nylon, UL Recognized, Black
Contacts	Brass, Gold over Nickel
Connector Body	Nylon, UL Recognized, Black
O-Ring	Nitrile Rubber, Black

Cable to Cable

Backshell (Non-Removable Snap Lock)	Nylon, UL Recognized, Black
Grommet	Santoprene Rubber, Black
Contacts	Brass, Gold over Nickel
Connector Body	Nylon, UL Recognized, Black

Panel Mount

Contacts	Brass, Gold over Nickel
Panel Body	Nylon, UL Recognized, Black
Gasket	Nitrile Rubber, Black
Hex Nut	Nylon, UL Recognized, Black

Optional

Dust Cap	Santoprene Rubber, Black (Part No. 16295)
----------	---

Mechanical Specifications

Durability	Minimum 300 mate/unmate cycles without mechanical or electrical failure
Vibration	Coupling rings have overriding locking feature to prevent loosening or separation of connector
Hex Nut Torque	All series hex nut to withstand 10-12 inch/lb tightening torque

Electrical Specifications

Voltage	600 V
Current	See Electrical Current Rating Chart (Page 27)

Environmental Specifications

Temperature Rating	-55°C to +125°C (-67°F to +257°F)
Corrosion	300 Hr salt spray contacts
Weathertight	Consult factory with specific application

Molded Cable Assemblies

Watertight	(See Pages 3 & 26) NEMA 6P, 13: IEC IP67
------------	---