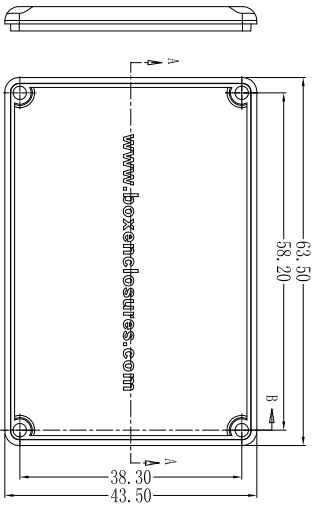

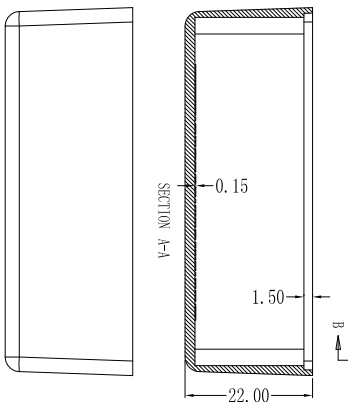

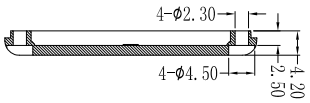


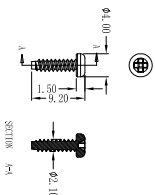
SECTION B-B



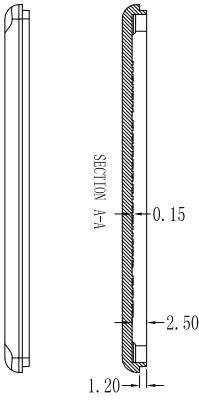
SECTION B-B



SECTION A-A



SECTION A-A



SECTION A-A



ENCLOSURES & ASSEMBLY SERVICES

Title: BMC-209 Master Drawing

Dwg. No.: Part No.:

Material:

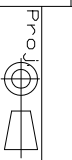
TOLERANCE in mm

Revision:

Finish:

all dimension unless otherwise specified

Model:



ABS  
 x ±0.20  
 x x ±0.10  
 ANGLE ±0.5°

Color: Dwg. No. Part No. Date  
 18/1/2010 HUA  
 Qty: Chk: Date

Sheet of App: Date

THIS DRAWING IS THE PROPERTY OF AND MAY CONTAIN PROPRIETARY INFORMATION OWNED BY Box Enclosures. IT IS PROVIDED UNDER A CONFIDENTIAL RELATIONSHIP FOR A SPECIFIC PURPOSE. THE RECIPIENT AGREES TO USE IT ONLY FOR SUCH PURPOSE AND RETURN IT TO Box Enclosures UPON REQUEST.