

9708 Multi-Conductor - High-Conductivity Copper Speaker Cable Parallel Zip Const



Description:

18 AWG stranded (16x30) ETP high-conductivity copper conductors, PVC insulation, parallel: (1) tinned, (1) bare.

Physical Characteristics (Overall)

Conductor

AWG:

# Conductors	AWG	Stranding	Conductor Material
1	18	16x30	High Conductivity TC - Tinned Copper
1	18	16x30	High Conductivity BC - Bare Copper

Insulation

Insulation Material:

Insulation Material	Wall Thickness (in.)
PVC - Polyvinyl Chloride	.032

Outer Shield

Outer Shield Material:

Outer Shield Material
Unshielded

Outer Jacket

Outer Jacket Material:

Outer Jacket Material
PVC - Polyvinyl Chloride

Overall Cabling

Overall Nominal Diameter: 0.110 x 0.220 in.

Mechanical Characteristics (Overall)

Operating Temperature Range: -20°C To +60°C

Non-UL Temperature Rating: 60°C

Bulk Cable Weight: 18 lbs/1000 ft.

Max. Recommended Pulling Tension: 50 lbs.

Min. Bend Radius (Install)/Minor Axis: 2 in.

Applicable Specifications and Agency Compliance (Overall)

Applicable Standards & Environmental Programs

EU CE Mark: Yes

EU Directive 2000/53/EC (ELV): Yes

EU Directive 2002/95/EC (RoHS): Yes

EU RoHS Compliance Date (mm/dd/yyyy): 01/01/2004

EU Directive 2002/96/EC (WEEE): Yes

EU Directive 2003/11/EC (BFR): Yes

CA Prop 65 (CJ for Wire & Cable): Yes

9708 Multi-Conductor - High-Conductivity Copper Speaker Cable Parallel Zip Const

MII Order #39 (China RoHS): Yes

Plenum/Non-Plenum

Plenum (Y/N): No

Electrical Characteristics (Overall)

Nom. Inductance:

Inductance (µH/ft)

.22

Nom. Conductor DC Resistance:

DCR @ 20°C (Ohm/1000 ft)

6.48

Max. Operating Voltage - Non-UL:

Voltage

300 V RMS

Max. Recommended Current:

Current

4.2 Amps per conductor @ 25°C

Put Ups and Colors:

Item #	Putup	Ship Weight	Color	Notes	Item Desc
9708 368U1000	1,000 FT	21.000 LB	CLEAR, TRANSPARENT		2#18 PVC PARALLEL
9708 368U500	500 FT	11.000 LB	CLEAR, TRANSPARENT		2#18 PVC PARALLEL
9708 3681000	1,000 FT	21.000 LB	CLEAR, TRANSPARENT	C	2#18 PVC PARALLEL
9708 368500	500 FT	10.500 LB	CLEAR, TRANSPARENT		2#18 PVC PARALLEL

Notes:

C = CRATE REEL PUT-UP.

Speaker Wire and Cable

Electrolytic Tough Pitch (ETP) High-Conductivity Copper Speaker Cables
Parallel Zip Constructions

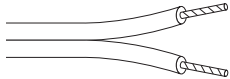


Description	Part No.	UL NEC/ C(UL) CEC Type	No. of Cond.	Standard Lengths		Standard Unit Weight		Insulation Thickness		Nominal OD	
				Ft.	m	Lbs.	kg	Inch	mm	Inch	mm

24 AWG Stranded (7x32) ETP High-conductivity Copper Conductors • Parallel: (1) Tinned, (1) Bare

PVC Insulation (Available in Clear, White, Brown or Chrome)

300V 60°C (Clear)	8782	—	2	U-1000 ▲	U-304.8	7.0	3.2	.017	.43	.058	1.47
300V 75°C (Chrome, Brown, White)				1000 ♦	304.8	6.0	2.7			x	x
										.116	2.95



▲U-1000 ft. put-up available in Brown or Chrome only.
♦1000 ft. put-up available in White or Clear only.

22 AWG Stranded (7x30) ETP High-conductivity Copper Conductors • Parallel: (1) Tinned, (1) Bare

Clear PVC Insulation

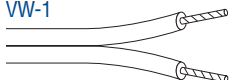
300V 60°C	9712	—	2	1000	304.8	9.0	4.1	.017	.43	.065	1.65
										x	x
										.130	3.30



20 AWG Stranded (7x28) ETP High-conductivity Copper Conductors • Parallel: (1) Tinned, (1) Bare

Clear or Chrome PVC Insulation

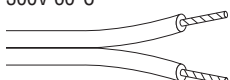
300V 60°C (Clear)	8649	—	2	1000	304.8	12.0	5.5	.018	.46	.073	1.85
300V 75°C (Chrome)										x	x
VW-1										.146	3.71



18 AWG Stranded (16x30) ETP High-conductivity Copper Conductors • Parallel: (1) Tinned, (1) Bare

Clear PVC Insulation

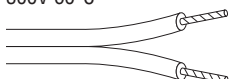
300V 60°C	9708	—	2	U-500	U-152.4	11.0	5.0	.032	.81	.110	2.79
				500	152.4	10.5	4.8			x	x
				U-1000	U-304.8	21.0	9.5			.220	5.59
				1000	304.8	21.0	9.5				



16 AWG Stranded (26x30) ETP High-conductivity Copper Conductors • Parallel: (1) Tinned, (1) Bare

Clear PVC Insulation

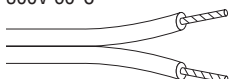
300V 60°C	9716	—	2	U-1000	U-304.8	27.0	12.2	.027	.69	.115	2.92
				1000	304.8	26.0	11.8			x	x
										.230	5.84



14 AWG Stranded (19x27) ETP High-conductivity Copper Conductors • Parallel: (1) Tinned, (1) Bare

Clear PVC Insulation

300V 60°C	9717	—	2	U-1000	U-304.8	42.0	19.1	.035	.89	.146	3.71
				1000	304.8	42.0	19.1			x	x
										.292	7.42



12 AWG Stranded (65x30) ETP High-conductivity Copper Conductors • Parallel: (1) Tinned, (1) Bare

Clear PVC Insulation

300V 60°C	9718	—	2	500	152.4	33.0	15.0	.045	1.14	.185	4.70
				1000	304.8	66.0	30.0			x	x
										.370	9.40

