

EXAIR®

MANUFACTURING INTELLIGENT COMPRESSED AIR® PRODUCTS SINCE 1983



COAT



COOL



CONSERVE



CLEAN



CONVEY

35 CATALOG

NEW

- Ultrasonic Leak Detector.....pg. 18
- 1/2 NPT Hollowstream™ Cone Nozzles.....pg. 105
- Varistat Benchtop Ionizer™.....pg. 147
- ATEX Cabinet Cooler® Systems.....pg. 228



YOU REQUESTED THIS CATALOG AND PRICE LIST.
PLEASE SEE MAILING LABEL ON BACK COVER.

Stay up to date by visiting our website and take advantage of the information and services we didn't have room to display in this catalog.

EXAIR.com

The digital home of Intelligent Compressed Air® products for industry



Where you can

- Chat live with our problem solving, technical expert Application Engineers
- Watch **product videos** to learn more about the features and benefits of our engineered products
- Quickly **order online** with a purchase order or credit card (US & Canada)
- Access **product presentation slides** you can use to educate others
- Find **International Distributors** all across the world



Access our Knowledge Base to

- Download **3D models** and CAD drawings in multiple formats to place into your drawings
- Calculate **air savings and ROI** to see how quickly EXAIR products will pay off
- Search our **Case Study Library & Applications database** and become familiar with how our products solve problems
- Use our **product FAQ's** for quick access to our most common questions
- Learn about our free **Efficiency Lab** service and use it to **determine air and money savings** you can achieve when installing EXAIR engineered solutions
- Collect compressed air data and pipe sizing recommendations
- Find **Flow, Force and Heat conversions**



Visit our PDF library and download

- Electronic files of the **entire catalog** or individual sections
- **Installation and Maintenance Guides** on every EXAIR product
- Our current **price list** to have all product prices in one convenient location
- EXAIR's **Air Nozzle Blowoff Guide** to see the details on our enormous selection of sizes, materials and performance options



Follow our blog for 5 new entries a week and learn

- Details and installations of widely varied applications
- The methodology and results of critical mathematical formulas which help determine money savings, air savings, performance benefits and more
- New product releases before they reach our catalog or website
- More about EXAIR, our team and community involvement
- Go to blog.exair.com



Make social connections

- Watch over **150 videos** on EXAIR's YouTube Channel and see product features and benefits, applications, Tips & Tricks, How-to, and our team members.
- Follow our Company on Twitter [@EXAIR](https://twitter.com/EXAIR) or our Application Engineers and learn more about promotions, updates on manufacturing, engineering and international industry perspective.



- Connect with us on Facebook at facebook.com/exair or follow us on Linked In, Twitter and Instagram.

Not on a PC? Our website is mobile friendly

Terms and Conditions (U.S. and Canada Only)

Terms: Net 30 days upon credit approval, Visa, MasterCard, Discover and American Express.



ICC (International Chamber of Commerce) INCOTERM 2010:

EX WORKS (EXAIR, 11510 Goldcoast Dr., Cincinnati, Ohio 45249, USA.)

Delivery

All cataloged products are shipped from stock, via U.P.S. within 24 hours after receipt of order. Priority shipment is available upon request.

Ordering:

Call 1-800-903-9247 or +1-513-671-3322 Worldwide 7:00 a.m. to 4:00 p.m. ET (Mon. - Fri.)
Fax toll free 1-866-329-3924 or Worldwide +1-513-671-3363
E-mail: orders@exair.com Secure website: www.exair.com

Remit to address (payments only):

EXAIR Location 00766, Cincinnati, Ohio 45264-0766

Tax:

Sales and use tax, where applicable, are not included.

Technical Assistance:

Please call our Application Engineering Department, 1-800-90-EXAIR (1-800-903-9247) e-mail at techhelp@exair.com.



Warranty:

5 Year "Built To Last" Warranty against defects in workmanship and materials on all compressed air products*. Defective products must be returned freight prepaid for repair or replacement at our option. This warranty applies under conditions of normal use, but does not apply to defects that result from intentional damage, negligence, unreasonable use, wear or exposure.

*5 Year Warranty applies to compressed air products only. A 1 Year Warranty applies to all accessories and electrically powered products.

EXAIR's Unconditional Guarantee:

Extends to all U.S. and Canadian customers and includes invoiced U.P.S. Ground Service shipping charges. Products returned after the 30 day guarantee period are subject to a 15% restocking charge. Products must be returned freight prepaid.



Copyright Restrictions:

The content of the EXAIR Catalog, including all photos, graphics, drawings and arrangements are proprietary to EXAIR LLC and are protected by the United States and international copyright and trademark laws. You are authorized to use the contents of the EXAIR Catalog for personal use or as it relates to your role as a current or prospective customer of EXAIR. The contents of this catalog may not be copied or modified for any type of publication or distribution without the prior written consent of EXAIR. The content of the EXAIR Catalog is the intellectual property solely of EXAIR with no rights transferred to other parties. No part of this catalog may be reproduced for any commercial purposes without the express authorization in writing by EXAIR.

Trademarks:

"EXAIR.com", "EXAIR", "Cabinet Cooler", "E-Vac", "Intelligent Compressed Air", "VariBlast", "Gen4", "Intellistat", "EasySwitch", "TurboBlast", "Varistat" and "Compressed Air Intelligence" are registered trademarks of the EXAIR LLC. The EXAIR logo, product names, designs and descriptive phrases are trademarked by EXAIR. These trademarks may not be used without prior written permission of EXAIR.

EXAIR.com

11510 Goldcoast Dr.
Cincinnati, Ohio 45249-1621
Phone Number: (513) 671-3322
Fax Number: (513) 671-3363
E-mail: techhelp@exair.com
Web Site: www.exair.com

EXAIRLogger, EFC, Digital Flowmeter, Hot Tap Digital Flowmeter, Digital Sound Level Meter, High Power Cold Gun, Super Air Knife, Standard Air Knife, Full-Flow Air Knife, Air Cannon, Super Air Amplifier, Adjustable Air Amplifier, Super Air Nozzle, Micro Air Nozzle, High Power Safety Air Nozzle, Stay Set Hose, Soft Grip Super Air Scraper, Super Air Scraper, Super Blast Safety Air Gun, Super Air Wipe, Heavy Duty Line Vac, Light Duty Line Vac, Sanitary Flange Line Vac, Threaded Line Vac, FullStream, FloodStream, HollowStream, Standard Air Wipe, Super Ion Air Knife, Standard Ion Air Knife, Super Ion Air Wipe, Ion Air Cannon, Ion Air Gun, Ion Air Jet, Ionizing Point, Stay Set Ion Air Jet, Line Vac, Chip Vac, Heavy Duty Dry Vac, Heavy Duty HEPA Vac, Reversible Drum Vac, High Lift Reversible Drum Vac, Chip Trapper, High Lift Chip Trapper, Vac-u-Gun, Deep Hole Vac-u-Gun, Air Disk, Air Stik, Mini Cooler, Cold Gun Aircoolant System, and ETC are trademarks of EXAIR LLC.



Intelligent Compressed Air® products are identified throughout this catalog that can help your plant save tens of thousands of dollars over the course of a single year. *The Best Practices for Compressed Air Systems*; manual published by the Compressed

Air Challenge® recommends products like the Super Air Knife™, Super Air Amplifier™, and the family of Super Air Nozzles™ for energy conservation. Many of the products shown offer unique ways to solve common industrial problems using compressed air. Compressed Air Challenge is a registered trademark of Compressed Air Challenge, Inc.



EXAIR has partnered with Energy Star, a voluntary program of the U.S. Department of Energy and the Environmental Protection Agency. Energy Star offers energy efficient solutions to help save money while protecting the environment for future generations. EXAIR has implemented improved energy management practices and technologies throughout our facility, including energy efficient lighting, HVAC systems, and electronic thermostats. EXAIR's participation in this program underscores our commitment to conserving energy.

EXAIR products are subject to ongoing development. Specifications are subject to change without notice.

Some products in this catalog are covered by U.S. Patent #5402938, #8153001, #8268179, #D903,817, #10,779,698 and #9156045, and others may be U.S. Patent Pending. EU Regd. Des. No.00770318-0001 and No. 009025463-0001 © Mexico No.60723; Canada No.194141, UK Registered Design No. 6211314

Copyright ©2023 EXAIR LLC. All Rights Reserved.

Air Nozzles and Jets

Engineered Air Nozzles and Jets reduce noise levels and air costs.

"Go Green" by upgrading your blowoff, cooling and drying operation to the award-winning Super Air Nozzles!



What Are Air Nozzles and Jets?

A simple solution to reduce excessive air consumption and noise levels on compressed air blowoff operations. EXAIR Air Nozzles and Jets produce outlet flows up to 25 times compressed air consumption using a small amount of compressed air as the power source. Many power companies now provide attractive rebates to plants who switch to engineered Super Air Nozzles!


Why Air Nozzles and Jets?

Air savings, compared to open copper tubes or pipes commonly used for blowoff, can be as high as 80%. Less compressed air means less noise. The typical noise level reduction is 10 dBA. All EXAIR Air Nozzles and Jets meet Occupational Safety and Health Administration (OSHA) maximum dead end pressure and sound level exposure requirements and carry the CE mark.

An open 1/4" (6mm) copper tube, by contrast, ejects pure compressed air at up to 40 SCFM (1,133 SLPM), the entire output of a 10 horsepower compressor. Annual energy cost can exceed \$1,000 per year. Noise levels in excess of 100 dBA are commonly produced. When supply pressure exceeds 30 PSIG (2 BAR), an open pipe, tube or drilled holes violates OSHA static pressure requirements.



Flexible Stay Set Hoses™ are ideal where frequent repositioning of air nozzles is required.



This PEEK material Atto Super Air Nozzle was chosen because of its non-marring quality for a blowoff application on a sensitive lens.

Applications

- Part cleaning
- Chip removal
- Part drying
- Liquid blowoff
- Part cooling
- Material conveying
- Part ejection
- Fiber conveying
- Air assist

Advantages

- Reduced compressed air cost
- 10 dBA average noise reduction
- Conserve compressed air
- Improved blowoff performance
- Compact
- Improved safety
- Meets OSHA noise level requirements
- Meets OSHA pressure requirements
- Improved production

Safe And Efficient Use Of Compressed Air

The inefficient use of compressed air for blowoff applications may create problems due to the energy costs, noise level and potential danger to personnel who are exposed to high pressure air. Open air pipes, copper tubes and drilled pipes are a few of the common abusers. They consume tremendous amounts of energy and often produce noise levels over 100 dBA.

Open Air Pipe or Copper Tube



Turbulent compressed air blasts straight out of the pipe or tube. It not only wastes huge amounts of compressed air but also violates OSHA noise and dead end pressure requirements.

Reduce Energy Costs

The best way to cut energy costs is through proper maintenance and use of the compressed air system. Leaks and dirty filters require maintenance on a regular basis. Energy savings can also be realized when replacing outdated compressor motors and controls with high efficiency models that often pay for themselves in a short period of time.

The most important factor to dramatically boost efficiency is proper use. Using engineered products like EXAIR's Super Air Nozzles can cut operating costs since they use only a fraction of the compressed air of typical blowoffs. In addition, all of the Air Nozzles and Jets shown in this catalog can be cycled on and off with an instantaneous response. EXAIR's EFC (shown on page 7) is an electronic flow control that limits compressed air use by turning on the air only when a part is present.

Reduce Noise Levels

High noise levels are a common problem for many plants. Compressed air noise often exceeds OSHA noise level exposure requirements, resulting in hearing loss to those working in close proximity. Noisy blowoffs at 80 PSIG (5.5 BAR) that produce noise levels of 100 dBA can be reduced to only 74 dBA when using a Super Air Nozzle. At that pressure, it is still possible to obtain hard-hitting force without the high noise.

OSHA Maximum Allowable Noise Exposure

| Hours per day (constant noise) | 8 | 7 | 4 | 3 | 2 | 1 | 0.5 |
|--------------------------------|----|----|----|----|-----|-----|-----|
| Sound level dBA | 90 | 91 | 95 | 97 | 100 | 105 | 110 |

OSHA Standard 29 CFR - 1910.95 (a)

Eliminate Harmful Dead End Pressures

Air can be dangerous when the outlet pressure of a hole, hose or copper tube is higher than 30 PSIG (2 BAR). In the event the opening is blocked by a hand or other body part, air may enter the bloodstream through the skin, resulting in a serious injury. All of the Air Nozzles and Jets manufactured by EXAIR have been designed for safety. All are safe to be supplied with higher pressure compressed air and meet OSHA Standard 29 CFR 1910.242(b).

Air Consumption of Open Tube And Pipe

| Pressure Supply | | Air Consumption of Homemade Blowoffs | | | | | | |
|-----------------|-----|--------------------------------------|-------------|-------|-------|-----------|-------|-------|
| PSIG | BAR | | Copper Tube | | | Open Pipe | | |
| | | | 1/4" | 5/16" | 3/8" | 1/8" | 1/4" | 3/8" |
| 80 | 5.5 | SCFM | 33 | 58 | 87 | 70 | 140 | 240 |
| | | SLPM | 934 | 1,641 | 2,462 | 1,981 | 3,962 | 6,792 |

Air Nozzles & Jets

Saving Money and Compressed Air

The table above shows the air consumption for typical homemade blowoffs. The pages that follow give the air consumption and other data on EXAIR's Air Nozzles and Jets.

Consider the following example where a Model 1102 Mini Super Air Nozzle replaces an 1/8" open pipe. The compressed air savings is easy to calculate and proves to be dramatic. Payout for Air Nozzles and Jets, including filter and installation cost is measured in weeks - not years, as is the case for other cost reduction equipment. Based on a 40 hour work week, 52 weeks a year.

Example:

- Existing blowoff is 1/8" open pipe at 80 PSIG (5.5 BAR) supply. Air consumption, from the table above, is 70 SCFM (1,981 SLPM).
- Use a 1/8 FNPT Model 1102 Mini Super Air Nozzle also at 80 PSIG (5.5 BAR) supply. Air consumption, from the table on page 54, is 10 SCFM (283 SLPM).
- Compressed air saved = 70 - 10 = 60 SCFM (1,981 - 283 = 1,698 SLPM)
- For this example, the blowoff is continuous. If the duty cycle was 20%, then air saved would be 60 x .2 = 12 SCFM (1,698 x .2 = 340 SLPM).
- Most large plants know their cost per 1,000 standard cubic feet of compressed air (10,000 standard liters). If you don't know your actual cost per 1,000 SCF, \$0.25 is a reasonable average to use. (Cost per 10,000 standard liters is approximately \$0.089.)
- Dollars saved per hour = SCFM saved x 60 minutes x cost/1,000 SCF (SLPM saved x 60 min x cost/10,000 SL) = 60 x 60 x \$0.25/1,000 (= 1,698 x 60 x \$0.089/10,000) = **\$0.90/hour**
= **\$0.90/hr. is \$36.00/week and**
= **\$1,872.00/year savings for One nozzle!**

How Air Nozzles Work



Air Nozzles use the Coanda effect to amplify compressed airflow up to 25 times or more. As illustrated on the left, compressed air (black arrows) is ejected through a series of nozzles on the outer perimeter. As the air travels along the outer wall of the nozzle, surrounding air (blue arrows) is entrained into the stream. The airstream that results is a high volume, high velocity blast of air **at minimal consumption**. The air is always ejected so it can vent safely, **well below OSHA dead end pressure requirements**, should the nozzle end be blocked.

Selecting The Right Air Nozzle

EXAIR manufactures a wide selection of Air Nozzles and Jets, which are divided into two groups. The first group includes Air Nozzles and Jets that deliver force up to 22 ounces (624 grams) and are suitable for most applications. The second group includes Air Nozzles that produce high force up to 23 lbs (10.43 kg) where additional reach and force are required.

- **Type 303 Stainless Steel**- high temperatures and corrosive environments. Max temp 800°F (426°C)
- **Type 316 Stainless Steel**- high temperatures, corrosive environments, and mechanical wear. Max temp 1000°F (538°C)
- **Brass**- general purpose applications. Max temp 400°F (204°C)
- **Zinc aluminum alloy**- general purpose applications. Max temp 250°F (121°C)
- **PEEK**- replaces metals in harsh environments. Offers chemical resistance, non-marring. Max temp 320°F (160°C)

Air Nozzles And Jets Comparison (sorted by compressed air consumption at 80 PSIG (5.5 BAR))

| Model | Material | Description | Inlet | Air Consumption | | Force | | Sound Level dBA | More Details |
|---------------|----------------------------|--------------------------|-----------|-----------------|------|-------|-------|-----------------|--------------|
| | | | | SCFM | SLPM | Ozs | Grams | | |
| 1108SS | Stainless Steel - Type 316 | Atto Super Air Nozzle | M4 x 0.5 | 2.5 | 71 | 2.0* | 57 | 58 | p. 55 |
| 1108-PEEK | PEEK (Plastic) | Atto Super Air Nozzle | M4 x 0.5 | 2.5 | 71 | 2.0* | 57 | 58 | p. 55 |
| 1108SS-NPT | Stainless Steel - Type 316 | Atto Super Air Nozzle | 1/8 MNPT | 2.5 | 71 | 2.0* | 57 | 58 | p. 55 |
| 1108-PEEK-NPT | PEEK (Plastic) | Atto Super Air Nozzle | 1/8 MNPT | 2.5 | 71 | 2.0* | 57 | 58 | p. 55 |
| 1109SS | Stainless Steel - Type 316 | Pico Super Air Nozzle | M5 x 0.5 | 4.9 | 139 | 5.0* | 142 | 68 | p. 55 |
| 1109-PEEK | PEEK (Plastic) | Pico Super Air Nozzle | M5 x 0.5 | 4.9 | 139 | 5.0* | 142 | 68 | p. 55 |
| 1109SS-NPT | Stainless Steel - Type 316 | Pico Super Air Nozzle | 1/8 MNPT | 4.9 | 139 | 5.0* | 142 | 68 | p. 55 |
| 1109-PEEK-NPT | PEEK (Plastic) | Pico Super Air Nozzle | 1/8 MNPT | 4.9 | 139 | 5.0* | 142 | 68 | p. 55 |
| 1110SS | Stainless Steel - Type 316 | Nano Super Air Nozzle | M6 x 0.75 | 8.3 | 235 | 8.1* | 230 | 75 | p. 55 |
| 1110-PEEK | PEEK (Plastic) | Nano Super Air Nozzle | M6 x 0.75 | 8.3 | 235 | 8.1* | 230 | 75 | p. 55 |
| 1110SS-NPT | Stainless Steel - Type 316 | Nano Super Air Nozzle | 1/8 MNPT | 8.3 | 235 | 8.1* | 230 | 75 | p. 55 |
| 1110-PEEK-NPT | PEEK (Plastic) | Nano Super Air Nozzle | 1/8 MNPT | 8.3 | 235 | 8.1* | 230 | 75 | p. 55 |
| 1001 | Brass | Safety Air Nozzle | 1/8 FNPT | 10 | 283 | 9* | 255 | 78 | p. 60 |
| 1102 | Zinc Aluminum alloy | Mini Super Air Nozzle | 1/8 FNPT | 10 | 283 | 9* | 255 | 71 | p. 56 |
| 1102-PEEK | PEEK (Plastic) | Mini Super Air Nozzle | 1/8 FNPT | 10 | 283 | 9* | 255 | 71 | p. 56 |
| 1102SS | Stainless Steel - Type 316 | Mini Super Air Nozzle | 1/8 FNPT | 10 | 283 | 9* | 255 | 71 | p. 56 |
| 1103 | Zinc Aluminum alloy | Mini Super Air Nozzle | 1/8 MNPT | 10 | 283 | 9* | 255 | 71 | p. 56 |
| 1103SS | Stainless Steel - Type 316 | Mini Super Air Nozzle | 1/8 MNPT | 10 | 283 | 9* | 255 | 71 | p. 56 |
| 1126 | Zinc Aluminum alloy | 1" Flat Super Air Nozzle | 1/8 FNPT | 10.5 | 297 | 9.8† | 278 | 75 | p. 57 |
| 1126SS | Stainless Steel - Type 316 | 1" Flat Super Air Nozzle | 1/8 FNPT | 10.5 | 297 | 9.8† | 278 | 75 | p. 57 |
| 1010SS | Stainless Steel - Type 303 | Micro Air Nozzle | 1/8 MNPT | 13 | 368 | 12* | 340 | 80 | p. 55 |
| 1009 | Aluminum | Adjustable Air Nozzle | 1/8 MNPT | 13 | 368 | 12** | 340 | 79 | p. 60 |
| 1009SS | Stainless Steel - Type 303 | Adjustable Air Nozzle | 1/8 MNPT | 13 | 368 | 12** | 340 | 79 | p. 60 |
| 1100 | Zinc Aluminum alloy | Super Air Nozzle | 1/4 FNPT | 14 | 396 | 13* | 369 | 74 | p. 56 |
| 1100-PEEK | PEEK (Plastic) | Super Air Nozzle | 1/4 FNPT | 14 | 396 | 13* | 369 | 74 | p. 56 |
| 1100SS | Stainless Steel - Type 316 | Super Air Nozzle | 1/4 FNPT | 14 | 396 | 13* | 369 | 74 | p. 56 |
| 1101 | Zinc Aluminum alloy | Super Air Nozzle | 1/4 MNPT | 14 | 396 | 13* | 369 | 74 | p. 56 |
| 1101SS | Stainless Steel - Type 316 | Super Air Nozzle | 1/4 MNPT | 14 | 396 | 13* | 369 | 74 | p. 56 |
| 1002 | Brass | Safety Air Nozzle | 1/4 FNPT | 17 | 481 | 16* | 454 | 80 | p. 60 |
| 1002SS | Stainless Steel - Type 303 | Safety Air Nozzle | 1/4 FNPT | 17 | 481 | 16* | 454 | 80 | p. 60 |
| 1003 | Brass | Safety Air Nozzle | 3/8 FNPT | 18 | 509 | 18* | 510 | 83 | p. 60 |
| 6019 | Brass | Adjustable Air Jet | 1/8 MNPT | 18 | 509 | 16*** | 454 | 83 | p. 61 |
| 6019SS | Stainless Steel - Type 303 | Adjustable Air Jet | 1/8 MNPT | 18 | 509 | 16*** | 454 | 83 | p. 61 |
| 6013 | Brass | High Velocity Air Jet | 1/8 MNPT | 22 | 622 | 20† | 567 | 82 | p. 61 |
| 6013SS | Stainless Steel - Type 303 | High Velocity Air Jet | 1/8 MNPT | 22 | 622 | 20† | 567 | 82 | p. 61 |
| 1122 | Zinc Aluminum alloy | 2" Flat Super Air Nozzle | 1/4 FNPT | 22 | 622 | 22† | 624 | 77 | p. 57 |
| 1122SS | Stainless Steel - Type 316 | 2" Flat Super Air Nozzle | 1/4 FNPT | 22 | 622 | 22† | 624 | 77 | p. 57 |
| 1144 | Zinc Aluminum/Steel | 2" Super Air Scraper | 1/4 FNPT | 22 | 622 | 22† | 624 | 77 | p. 57 |
| 1004SS | Stainless Steel - Type 316 | Back Blow Air Nozzle | M4 x 0.5 | 4.5 | 127 | NA | NA | 75 | p. 59 |
| 1006SS | Stainless Steel - Type 316 | Back Blow Air Nozzle | 1/4 FNPT | 22 | 622 | NA | NA | 80 | p. 59 |

For High Force Air Nozzles, see page 63.

* Force measured at 12" (305mm) from target.
 ** Force measured at 12" (305mm) from target with a .008" (0.20mm) factory setting.
 *** Force measured at 12" (305mm) from target with a .006" (0.15mm) factory setting.

All sound levels measured at 3 feet (914mm).
 All measurements taken at 80 PSIG (5.5 BAR).
 † Force measured at 12" (305mm) from target with a .015" (0.38mm) shim installed.

FNPT = NPT Female
 MNPT = NPT Male.

Atto Super Air Nozzles™



Model 1108SS M4 x 0.5
Material: Type 316 Stainless Steel
Model 1108-PEEK M4 x 0.5
Material: PEEK (plastic)



Model 1108SS-NPT 1/8 NPT male
Material: Type 316 Stainless Steel
Model 1108-PEEK-NPT 1/8 NPT male
Material: PEEK (plastic)

Model 1108SS, 1108-PEEK, 1108SS-NPT, 1108-PEEK-NPT Atto Super Air Nozzle
 EXAIR's Atto Super Air Nozzle delivers the smallest, most precise blowoff. The air pattern for this tiny nozzle is focused, measuring 1.0" in diameter when positioned 6" away from the surface. The 58 dBA noise level is a fraction of ordinary air nozzles.

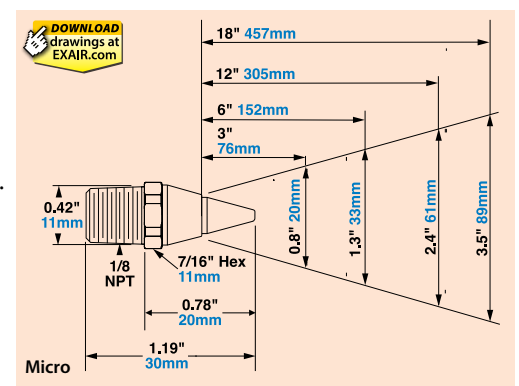
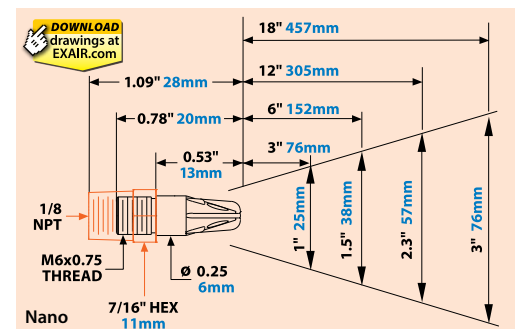
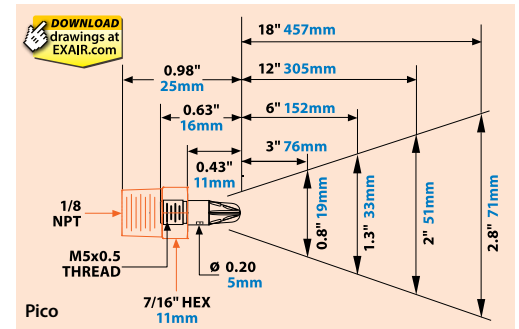
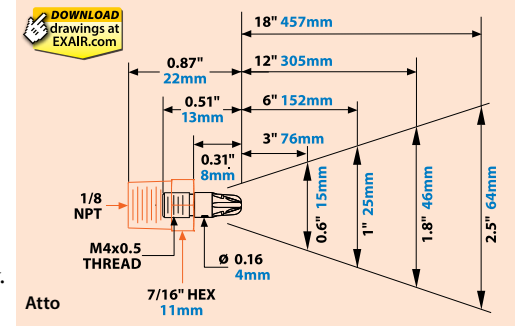
| Air Consumption | | Force* | | Sound Level |
|-----------------|------|--------|-------|-------------|
| SCFM | SLPM | Ozs | Grams | dBA |
| 2.5 | 71 | 2.0 | 57 | 58 |

* Force measured at 12" (305mm) from target.
 Sound level measured at 3' (914mm).
 All measurements taken at 80 PSIG (5.5 BAR).



The Air Nozzles and Jets shown on pages 55 – 61 deliver up to 22 ounces (624 grams) of force, making them suitable for most applications. All models shown use a small amount of compressed air to entrain large volumes of surrounding room air. They have been engineered to provide the best performance with low sound levels and high efficiency.

Dimensions and Airflow Patterns



Pico Super Air Nozzles™



Model 1109SS M5 x 0.5
Material: Type 316 Stainless Steel
Model 1109-PEEK M5 x 0.5
Material: PEEK (plastic)



Model 1109SS-NPT 1/8 NPT male
Material: Type 316 Stainless Steel
Model 1109-PEEK-NPT 1/8 NPT male
Material: PEEK (plastic)

Model 1109SS, 1109-PEEK, 1109SS-NPT, 1109-PEEK-NPT Pico Super Air Nozzle
 EXAIR's Pico Super Air Nozzle delivers a precise blowoff with a highly focused, forceful blast of airflow. The narrowly focused air pattern measures 1.3" in diameter at 6" away from the surface. The noise level is only 68 dBA.

| Air Consumption | | Force* | | Sound Level |
|-----------------|------|--------|-------|-------------|
| SCFM | SLPM | Ozs | Grams | dBA |
| 4.9 | 139 | 5.0 | 142 | 68 |

* Force measured at 12" (305mm) from target.
 Sound level measured at 3' (914mm).
 All measurements taken at 80 PSIG (5.5 BAR).



Nano Super Air Nozzles™



Model 1110SS M6 x 0.75
Material: Type 316 Stainless Steel
Model 1110-PEEK M6 x 0.75
Material: PEEK (plastic)



Model 1110SS-NPT 1/8 NPT male
Material: Type 316 Stainless Steel
Model 1110-PEEK-NPT 1/8 NPT male
Material: PEEK (plastic)

Model 1110SS, 1110-PEEK, 1110SS-NPT, 1110-PEEK-NPT Nano Super Air Nozzle
 EXAIR's Nano Super Air Nozzle delivers a highly focused, forceful blast of airflow. The air pattern for this small nozzle measures 1.5" in diameter at 6" away from the surface. The noise level is a low 75 dBA. Overall length measures only 0.78".

| Air Consumption | | Force* | | Sound Level |
|-----------------|------|--------|-------|-------------|
| SCFM | SLPM | Ozs | Grams | dBA |
| 8.3 | 235 | 8.1 | 230 | 75 |

* Force measured at 12" (305mm) from target.
 Sound level measured at 3' (914mm).
 All measurements taken at 80 PSIG (5.5 BAR).



Micro Air Nozzle™



Model 1010SS 1/8 NPT male
Material: Type 303 Stainless Steel

Model 1010SS Micro Air Nozzle
 EXAIR's Micro Air Nozzle optimizes entrainment for a directed, high volume, high velocity airflow. The compact size permits mounting where space is limited. Sound level and air consumption are low.

| Air Consumption | | Force* | | Sound Level |
|-----------------|------|--------|-------|-------------|
| SCFM | SLPM | Ozs | Grams | dBA |
| 13 | 368 | 12 | 340 | 80 |

* Force measured at 12" (305mm) from target.
 Sound level measured at 3' (914mm).
 All measurements taken at 80 PSIG (5.5 BAR).

Mini Super Air Nozzles™



Model 1102 1/8 NPT female
Material: Zinc Aluminum alloy

Model 1102-PEEK 1/8 NPT female
Material: PEEK (plastic)

Model 1102SS 1/8 NPT female
Material: Type 316 Stainless Steel

Model 1102, 1102-PEEK, 1102SS, 1103 and 1103SS Mini Super Air Nozzles

The 1/8 NPT Mini Super Air Nozzles provide a forceful, concentrated stream of high velocity airflow. It has fewer holes than the larger Super Air Nozzles, resulting in lower sound levels, air consumption and force.

| Air Consumption | | Force* | | Sound Level |
|-----------------|------|--------|-------|-------------|
| SCFM | SLPM | Ozs | Grams | dBA |
| 10 | 283 | 9 | 255 | 71 |

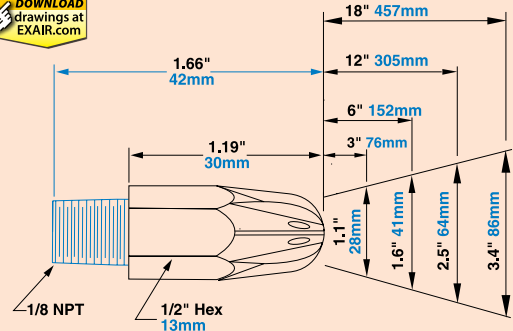
* Force measured at 12" (305mm) from target.
Sound level measured at 3' (914mm).
All measurements taken at 80 PSIG (5.5 BAR).



Super Air Nozzles with Stay Set Hoses provide adjustability and precision.

Dimensions and Airflow Pattern

DOWNLOAD drawings at EXAIR.com



Air Nozzles & Jets



Model 1103 1/8 NPT male
Material: Zinc Aluminum alloy

Model 1103SS 1/8 NPT male
Material: Type 316 Stainless Steel

Super Air Nozzles™



Model 1100 1/4 NPT female
Material: Zinc Aluminum alloy

Model 1100SS 1/4 NPT female
Material: Type 316 Stainless Steel



Model 1100-PEEK 1/4 NPT female
Material: PEEK (plastic)



Model 1101 1/4 NPT male
Material: Zinc Aluminum alloy

Model 1101SS 1/4 NPT male
Material: Type 316 Stainless Steel

Model 1100, 1100SS, 1100-PEEK, 1101 and 1101SS Super Air Nozzles

EXAIR's award winning Super Air Nozzles deliver high performance suitable for a wide range of blowoff, drying and cooling applications. The aerodynamic design of this engineered Super Air Nozzle directs the air to a single point of convergence, delivering hard-hitting force. It dramatically reduces air consumption and, in many cases, can cut the noise level in half. All Super Air Nozzles eject the compressed air through holes located in recessed grooves that cannot be blocked or dead ended.

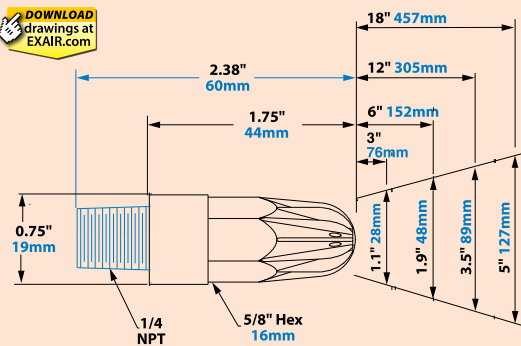
| Air Consumption | | Force* | | Sound Level |
|-----------------|------|--------|-------|-------------|
| SCFM | SLPM | Ozs | Grams | dBA |
| 14 | 396 | 13 | 369 | 74 |

* Force measured at 12" (305mm) from target.
Sound level measured at 3' (914mm).
All measurements taken at 80 PSIG (5.5 BAR).



Dimensions and Airflow Pattern

DOWNLOAD drawings at EXAIR.com



The aerodynamic design of the Model 1100 Super Air Nozzle directs air to a single point of convergence.



Most EXAIR Air Nozzles have a standard hex base making them easy to install with a socket wrench.



Build Your Own System

EXAIR's Swivel Fittings, available for all our nozzles up to 1 NPT, make it easy to adjust the aim of the Air Nozzles and Jets. Correct placement of the blowing angle can help optimize performance, reduce noise levels and improve efficiency. See page 68 for details.

Swivel Fittings can be added to most EXAIR Nozzles by adding a "W" to the Model#.

1122 (2" Flat Super Air Nozzle)
+ **W** (Swivel Fitting)

1122W

Flat Super Air Nozzles™



Model 1126 1/8 NPT female
Material: Zinc Aluminum alloy
Model 1126SS 1/8 NPT female
Material: Type 316 Stainless Steel

Shim sets for the 1" Flat Super Air Nozzles include a .005" (0.13mm), .010" (0.25mm), and .020" (0.51mm) thick shim.

| | |
|---------------|---|
| 1136SS | Stainless Steel 1" Flat Super Air Nozzle Shim Set |
|---------------|---|

Model 1126, 1126SS, 1122 and 1122SS 1" and 2" Flat Super Air Nozzles

EXAIR's 1" and 2" Flat Super Air Nozzles are highly efficient, unique flat air nozzles. Their patented† design uses a special shim to maintain the critical position of the component parts. A precise amount of air is released through the thin slot, across a flat surface. The result is a wide, forceful stream of high velocity, laminar airflow with minimal air consumption and noise.

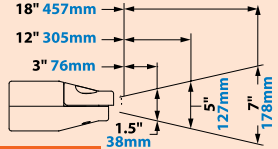
†Patent #5402938

| Model | Air Consumption | | Force * | | Sound Level |
|-------------|-----------------|------|---------|-------|-------------|
| | SCFM | SLPM | Ozs | Grams | dBA |
| 1126/1126SS | 10.5 | 297 | 9.8 | 278 | 75 |

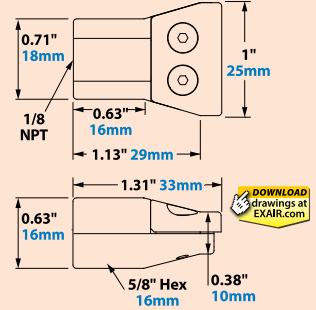
* Force measured at 12" (305mm) from target. Sound level measured at 3' (914mm). All measurements taken at 80 PSIG (5.5 BAR) .015" (0.38mm) shim installed.



1" Flat Super Air Nozzle Airflow Pattern

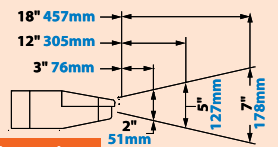


Dimensions

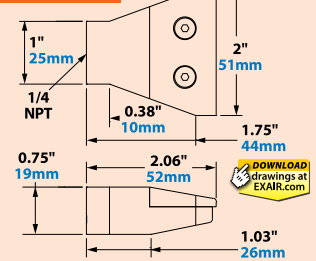


DOWNLOAD drawings at EXAIR.com

2" Flat Super Air Nozzle Airflow Pattern



Dimensions



DOWNLOAD drawings at EXAIR.com



Model 1122 1/4 NPT female
Material: Zinc Aluminum alloy
Model 1122SS 1/4 NPT female
Material: Type 316 Stainless Steel

Shim sets for the 2" Flat Super Air Nozzles include a .005" (0.13mm), .010" (0.25mm), and .020" (0.51mm) thick shim.

| | |
|---------------|---|
| 1132SS | Stainless Steel 2" Flat Super Air Nozzle Shim Set |
|---------------|---|

The 1" and 2" Flat Super Air Nozzles are shipped with a .015" (0.38mm) air gap opening that is set with a stainless steel shim positioned between the cap and the body. Force and flow may be easily increased or decreased by installing a different shim.

| Model | Air Consumption | | Force * | | Sound Level |
|-------------|-----------------|------|---------|-------|-------------|
| | SCFM | SLPM | Ozs | Grams | dBA |
| 1122/1122SS | 21.8 | 622 | 22 | 624 | 77 |

* Force measured at 12" (305mm) from target. Sound level measured at 3' (914mm). All measurements taken at 80 PSIG (5.5 BAR) .015" (0.38mm) shim installed.



2" Flat Super Air Nozzles blow off metal parts as they are lifted through a vacuum chamber.

Super Air Scraper™



Model 1144 1/4 NPT female
Material: Zinc Aluminum alloy/Steel

Shim sets for the 2" Flat Super Air Nozzles include a .005" (0.13mm), .010" (0.25mm), and .020" (0.51mm) thick shim.

| | |
|---------------|---|
| 1132SS | Stainless Steel 2" Flat Super Air Nozzle Shim Set |
|---------------|---|

Model 1144 2" Super Air Scraper

EXAIR's 2" Super Air Scraper is a patented nozzle† used to eliminate stubborn debris from work or machine surfaces. This 2" flat nozzle utilizes a corrosion resistant scraper blade to provide the needed leverage to get underneath and scrape away fixed debris before the air can remove it from a surface. Applications include removal of tape, gaskets, adhesive, labels and stickers, grease, paint and sealant. A scraper nozzle can assist in cleaning sub plates, machining tables and difficult to sweep metal chips, flakes or discs. They are ideal when used as a Soft Grip Super Air Scraper (see page 114).

†Patent #10,779,698

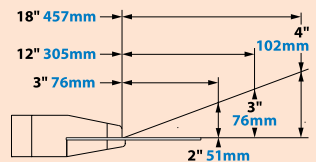
| Model | Air Consumption | | Force * | | Sound Level |
|-------|-----------------|------|---------|-------|-------------|
| | SCFM | SLPM | Ozs | Grams | dBA |
| 1144 | 21.8 | 622 | 22 | 624 | 77 |

* Force measured at 12" (305mm) from target. Sound level measured at 3' (914mm). All measurements taken at 80 PSIG (5.5 BAR) .015" (0.38mm) shim installed.

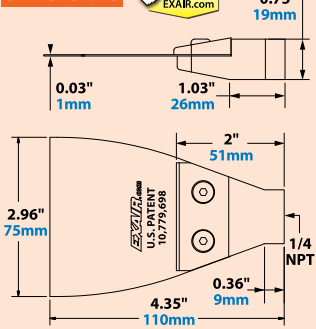


2" Super Air Scraper can eliminate stubborn debris.

2" Super Air Scraper Airflow Pattern



Dimensions



DOWNLOAD drawings at EXAIR.com

EXAIR® Blows Away the Competition!



Air Nozzles
& Jets

**Save Over \$1,200 Per Year
By Replacing One Outdated Air Nozzle!**

We've all seen flat air nozzles. Some are yellow. Others are orange. The oldest ones are blue or metal. Those other manufacturers want you to believe you'll save money by conserving compressed air while protecting your workers from harmful noise levels. In reality, those colorful air nozzles that blow the air out of holes consume enormous amounts of air. The plastic ones often break off. Some might even get you an OSHA fine due to the dangerous dead ended pressures that exist if someone blocks the air exhaust.

EXAIR's award winning **2" Flat Super Air Nozzle™** has been engineered to replace those outdated flat nozzles. There are no dangerous holes that can be blocked. EXAIR's patented, award winning design is efficient, maintaining a precise amount of airflow through a thin slot. The result is a forceful stream of high velocity, laminar airflow with minimal air consumption and noise. You can increase or decrease the force of each flat air nozzle – using shims to tune it to the application so you'll never waste compressed air. EXAIR also offers a **1" Flat Super Air Nozzle™**, with the same laminar airflow, to fit in tighter spaces.

Flat nozzles from other manufacturers can consume over 30 SCFM (a refrigerator sized compressor) and aren't adjustable. Some manufacturers offer different flow rates but you need to guess at which one will do the job since you can't adjust them once you've made the purchase. By default, most users feel bigger is better and go with the highest flow rate, wasting compressed air. See page 57 for more details.

EXAIR's 2" Flat Super Air Nozzle Theirs (Old Technology)

- | | |
|---|--|
| <ul style="list-style-type: none"> • 2004 Product Of The Year Winner • Your choice of zinc/aluminum or Type 316 stainless steel • Flexible Stay Set Hoses™, swivel fittings and magnetic bases are available • Meets or exceeds OSHA standards • Quietest flat nozzle available • Easy to change the force and flow | <ul style="list-style-type: none"> • Can consume over 30 SCFM • Expensive – metal or plastic • No easy adjustment – wasted compressed air • May not be OSHA safe • Significantly louder • Plastic is easily broken |
|---|--|



Here's how:

- One popular flat nozzle consumes 31 SCFM @ 80 PSIG.
- EXAIR's 2" Flat Super Air Nozzle with .015" shim consumes 21.8 SCFM @ 80 PSIG.
- 31 SCFM (theirs) – 21.8 SCFM (EXAIR's) = 9.2 SCFM compressed air saved.

Most large plants know their cost per 1,000 standard cubic feet of compressed air. If you don't know your actual cost per 1,000 SCF, 25¢ is a reasonable average to use.

- SCFM saved x 60 minutes x cost/1,000 SCF = dollars saved per hour.
- In this case, 9.2 SCFM x 60 x .25/1,000 SCF = **13.8 cents saved per hour.**
- 13.8 cents per hour x 24 hours = **\$3.31 saved per day.**
- \$3.31 per day x 365 days = **\$1,208.88 saved in one year** (in this 24/7 operation).

And, This Savings Is For One Nozzle!

| Air Nozzle | Air Consumption @ 80 PSIG | Noise Level dBA | Ibs. of Force @ 80 PSIG |
|---------------------------------------|---------------------------|-----------------|-------------------------|
| Yellow | 29 SCFM | 83 | 1.7 |
| Orange | 28 SCFM | 82 | 1.7 |
| Blue | 26 SCFM | 78 | 1.5 |
| Metal (machined) | 29 SCFM | 82 | 1.7 |
| Metal (cast) | 31 SCFM | 80 | 1.9 |
| EXAIR 2" Flat Super Air Nozzle | *7.3- 30 SCFM | 62-81 | 0.5 – 1.9 |

*Air consumption dependent upon shim size.

EXAIR's 2" Flat Super Air Nozzle can pay for itself in less than 27 days.

Put the 2" Flat Super Air Nozzle to work in your blowoff, cooling or drying application. We're sure you'll agree that it blows away the competition!

M4 Back Blow Air Nozzle



Model 1004SS M4 x 0.5
Material: Type 316 Stainless Steel

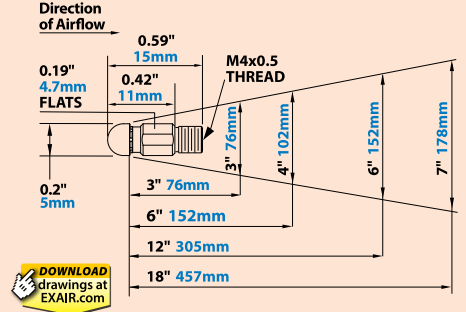
Model 1004SS Back Blow Air Nozzle

EXAIR's M4 Back Blow Air Nozzle delivers the smallest, most effective airflow for cleaning out small diameter tubes, pipes, channels or holes. Its forceful airflow can be used on diameters as small as 1/4" (6.3mm) and up to 1" (25.4mm). Extensions for reaching farther into a pipe, tube, hose, channel or hole are available.

| Model | Air Consumption | | Sound Level* | Use With: |
|--------|-----------------|------|--------------|------------------------|
| | SCFM | SLPM | dBA | Inside Diameters |
| 1004SS | 4.5 | 127 | 75 | 1/4" - 1" (6.3-25.4mm) |

* Sound level measured at 3' (914mm).
 All measurements taken at 80 PSIG (5.5 BAR).

Dimensions and Airflow Pattern



DOWNLOAD drawings at EXAIR.com

1/4 NPT Back Blow Air Nozzle



Model 1006SS 1/4 NPT female
Material: Type 316 Stainless Steel

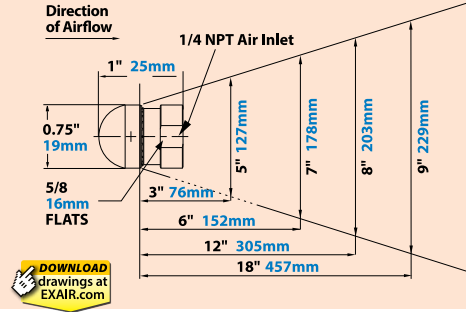
Model 1006SS Back Blow Air Nozzle

The 1/4 NPT Back Blow Air Nozzle delivers high performance suitable for a wide range of diameters. Recommended diameter range is 7/8" - 4" (22-102mm). A large variety of extensions for reaching farther into a pipe, tube, hose, channel or hole are available.

| Model | Air Consumption | | Sound Level* | Use With: |
|--------|-----------------|------|--------------|----------------------|
| | SCFM | SLPM | dBA | Inside Diameters |
| 1006SS | 22 | 622 | 80 | 7/8" - 4" (22-102mm) |

* Sound level measured at 3' (914mm).
 All measurements taken at 80 PSIG (5.5 BAR).

Dimensions and Airflow Pattern



DOWNLOAD drawings at EXAIR.com

1 NPT Back Blow Air Nozzle



Model 1008SS 1 NPT female
Material: Type 316 Stainless Steel

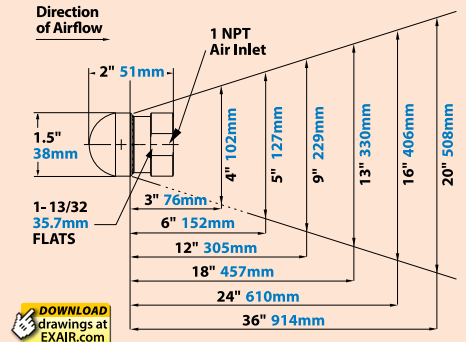
Model 1008SS Back Blow Air Nozzle

EXAIR's largest Back Blow Air Nozzle produces the greatest force for stubborn, sticky materials which may be inside of pipes, tubes, channels or holes. It is capable of reaching into diameters from 2"-16" (51-406mm) so it can handle small and large diameters. Extensions are available.

| Model | Air Consumption | | Sound Level* | Use With: |
|--------|-----------------|-------|--------------|---------------------|
| | SCFM | SLPM | dBA | Inside Diameters |
| 1008SS | 57 | 1,614 | 89 | 2" - 16" (51-406mm) |

* Sound level measured at 3' (914mm).
 All measurements taken at 80 PSIG (5.5 BAR).

Dimensions and Airflow Pattern



DOWNLOAD drawings at EXAIR.com

Aluminum Extension Pipe

Extensions provide the necessary reach to clean out your pipe, tube, hose or channel. Available up to 72" (1829mm) long.

| Model | Description |
|--------|--------------------------------|
| 9492 | 6" (152mm) Aluminum, M4 x 0.5 |
| 9493 | 12" (305mm) Aluminum, M4 x 0.5 |
| 9495 | 24" (610mm) Aluminum, M4 x 0.5 |
| 9497 | 36" (914mm) Aluminum, M4 x 0.5 |
| 9188 | 12" (305mm) Aluminum, 1/4 NPT |
| 9189 | 18" (457mm) Aluminum, 1/4 NPT |
| 9190 | 24" (610mm) Aluminum, 1/4 NPT |
| 9191 | 36" (914mm) Aluminum, 1/4 NPT |
| 9192 | 48" (1219mm) Aluminum, 1/4 NPT |
| 9193 | 60" (1524mm) Aluminum, 1/4 NPT |
| 9194 | 72" (1829mm) Aluminum, 1/4 NPT |
| 900353 | 12" (305mm) Aluminum, 1 NPT |
| 901254 | 36" (914mm) Aluminum, 1 NPT |
| 901259 | 72" (1829mm) Aluminum, 1 NPT |



Chip Shields should be used to protect operators from debris. A Model 901650 Chip Shield is for M4 x 0.5 extensions and a Model 901222 is available for 1/4 NPT extensions.



A Back Blow Air Nozzle cleans chips and coolant from inside a machined pipe.

Safety Air Nozzles



Model 1001 1/8 NPT female

Material: Brass

Model 1002 1/4 NPT female

Material: Brass

Model 1002SS 1/4 NPT female

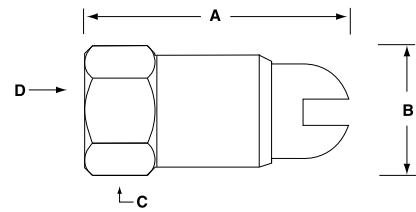
Material: Type 303 Stainless Steel

Model 1003 3/8 NPT female

Material: Brass

Model 1001, 1002, 1002SS and 1003 Safety Air Nozzles

Safety Air Nozzles eject a small amount of compressed air 360° around the outer ring that combines with the air ejected from the center hole to produce a high volume, high velocity blast of air. The slotted end allows air to vent safely should the nozzle end be blocked.




| Air Consumption | | Force* | | Sound Level | |
|-----------------|------|--------|-----|-------------|-----|
| Model | SCFM | SLPM | Ozs | Grams | dBA |
| 1001 | 10 | 283 | 9 | 255 | 78 |
| 1002 | 17 | 481 | 16 | 454 | 80 |
| 1002SS | 17 | 481 | 16 | 454 | 80 |
| 1003 | 18 | 509 | 18 | 510 | 83 |

* Force measured at 12" (305mm) from target.
Sound level measured at 3' (914mm).
All measurements taken at 80 PSIG (5.5 BAR).

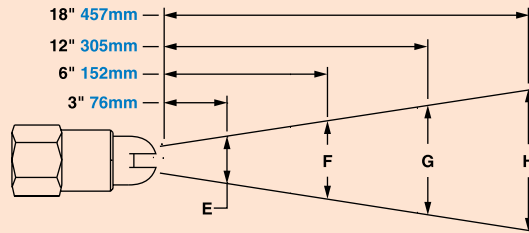
| Dimensions | A | B | C | D |
|----------------|----|------|------|-------|
| Model | | | Hex | Inlet |
| 1001 | in | 1.19 | 0.38 | 1/2 |
| | mm | 30 | 10 | 13 |
| 1002 1002SS | in | 1.44 | 0.50 | 5/8 |
| | mm | 37 | 13 | 16 |
| 1003 | in | 1.65 | 0.63 | 3/4 |
| | mm | 42 | 16 | 19 |

Air Nozzles & Jets



Oddly shaped parts often require a combination of Safety Nozzles for blowoff.

Airflow Pattern



| Model | E | F | G | H | |
|----------------|----|-----|-----|-----|-----|
| 1001 | in | 1.1 | 2.1 | 4.1 | 6.0 |
| | mm | 28 | 53 | 104 | 152 |
| 1002 1002SS | in | 1.3 | 2.3 | 4.4 | 6.5 |
| | mm | 33 | 58 | 112 | 165 |
| 1003 | in | 1.3 | 2.4 | 4.7 | 7.0 |
| | mm | 33 | 61 | 119 | 178 |



Contact an Application Engineer at
1-800-903-9247.

Send in your air nozzle for the Award Winning EXAIR Efficiency Lab Service

We will test your existing product for air use, noise and force. We'll compare it to our Intelligent Compressed Air® products and provide a full report to help improve your process.

Adjustable Air Nozzles



Model 1009 1/8 NPT male

Material: Aluminum

Model 1009SS 1/8 NPT male

Material: Type 303 Stainless Steel

Model 1009 and 1009SS Adjustable Air Nozzles

Adjustable Air Nozzles are suitable for a wide variety of blowoff applications. The design allows you to "tune in" the force and flow to the application requirements, thereby minimizing air consumption. A micrometer-like dial indicates the gap setting. A set screw in the end can be tightened so the air nozzle holds the setting.

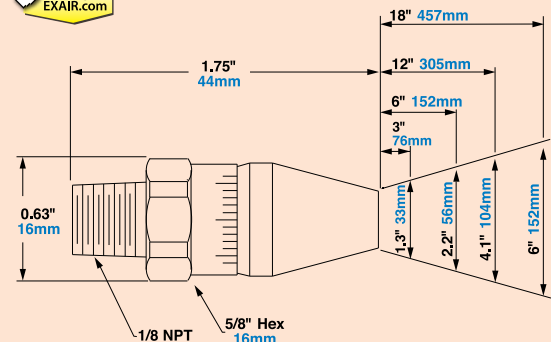
| Air Consumption | | Force* | | Sound Level |
|-----------------|------|--------|-------|-------------|
| SCFM | SLPM | Ozs | Grams | dBA |
| 13 | 368 | 12 | 340 | 79 |

* Force measured at 12" (305mm) from target with a .008" (0.20mm) factory setting.
Sound level measure d at 3' (914mm).
All measurements taken at 80 PSIG (5.5 BAR).



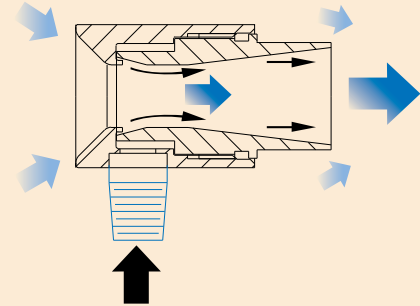
Adjustable Air Nozzles are perfect for a variety of blowoff applications.

Dimensions and Airflow Pattern



How Air Jets Work

Air Jets utilize the Coanda effect (wall attachment of a high velocity fluid) to produce air motion in their surroundings. As illustrated on the right, a small amount of compressed air (black arrows) is throttled through an internal ring nozzle above sonic velocity. A vacuum is produced, pulling large volumes of surrounding, or “free” air, through the jet (blue arrows). **Both the outlet and inlet can be ducted for remote positioning. If the end is blocked, flow simply reverses at well below OSHA dead end pressure requirements.**




High Velocity Air Jets



Model 6013 1/8 NPT male
Material: Brass
Max Temp: 275°F (135°C)



Model 6013SS 1/8 NPT male
Material: Type 303 Stainless Steel
Max Temp: 400°F (204°C)



Material: Type 303 Stainless Steel

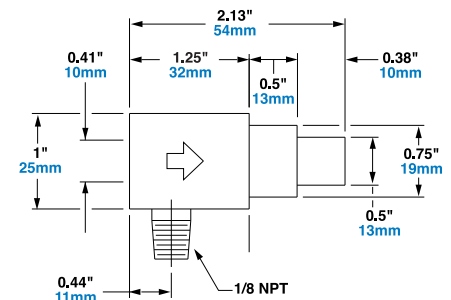
Model 6013 and 6013SS High Velocity Air Jets

Provides maximum thrust with a confined, directed airstream. It is the best choice for part ejection, chip removal, and part drying.

Shim Sets: Shims can be used to change the gap on the Model 6013 and 6013SS High Velocity Air Jet Shim Set.

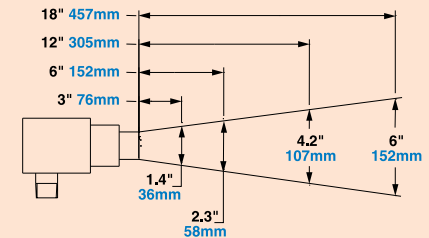
| Air Consumption | | Force* | | Sound Level |
|-----------------|------|--------|-------|-------------|
| SCFM | SLPM | Ozs | Grams | dBA |
| 22 | 622 | 20 | 567 | 82 |

* Force measured at 12" (305mm) from target with a .015" (0.38mm) shim installed. Sound level measured at 3' (914mm). All measurements taken at 80 PSIG (5.5 BAR).



Airflow Pattern

DOWNLOAD drawings at EXAIR.com



The Model 6013 Air Jet Shim Set for the High Velocity Air Jet includes a .006" (0.15mm) and a .009" (0.23mm) thick shim. A .015" (0.38mm) shim comes installed with the Model 6013 and 6013SS Air Jet.

Adjustable Air Jets



Model 6019 1/8 NPT male
Material: Brass
Max Temp: 275°F (135°C)



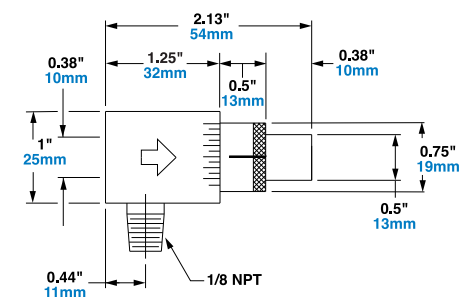
Model 6019SS 1/8 NPT male
Material: Type 303 Stainless Steel
Max Temp: 400°F (204°C)

Model 6019 and 6019SS Adjustable Air Jets

This is an adjustable version of the Model 6013 High Velocity Air Jet. Airflow and thrust are easily adjusted using the micrometer gap indicator.


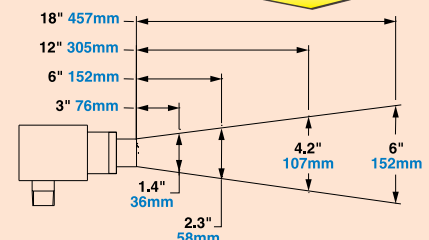
| Air Consumption | | Force* | | Sound Level |
|-----------------|------|--------|-------|-------------|
| SCFM | SLPM | Ozs | Grams | dBA |
| 18 | 509 | 16 | 454 | 83 |

* Force measured at 12" (305mm) from target with a .006" (0.15mm) setting. Sound level measured at 3' (914mm). All measurements taken at 80 PSIG (5.5 BAR).



Airflow Pattern

DOWNLOAD drawings at EXAIR.com



A combination of Model 6013SS High Velocity Air Jets dry this chainsaw cylinder head.

Air Nozzles

How Much Air Does It Really Use?

The amount of compressed air wasted by copper tubes, drilled pipe and other compressed air blowoffs can easily cost thousands of dollars per year. To quantify it, air consumption can be translated into electrical energy use. One horsepower of compressor (746 Watts) generates 4 to 5 SCFM (113 to 142 SLPM). The SCFM (SLPM) output depends on the efficiency of the compressor. Wasteful blowoffs can drain the compressed air system where a plant will experience frequent and sizeable pressure drops. The lack of air can be eliminated when the inefficient blowoffs are replaced.

Efficient products like EXAIR's engineered Super Air Nozzles are quiet while being capable of pulling in 25 parts of room air for every one part of compressed air. Companies who want to "Go Green" and minimize compressed air use should listen for the loud compressed air noise in their plant. Once the noisy blowoff is located, EXAIR's Digital Sound Level Meter (shown on page 17) can isolate the source and measure the sound level. Replacing one drilled pipe or other homemade blowoff with one Super Air Nozzle can amount to a large air savings. Here's a typical example:



EXAIR's Digital Sound Level Meter detects the source of high noise. (See page 17)



A Steel Plant Reduces Air Use by 59%


A steel plant was using open ended pipes on their cold rolled process to blow away a dense fog of oil vapor so the operator could see the process. Each pipe consumed 195 SCFM (5,521 SLPM) of compressed air. With only a 3:1 air amplification ratio, the open ended pipe did a poor job of clearing the fog. The pipes were dangerous since they could potentially be dead ended (an OSHA violation). Even with hearing protection, workers complained that it was loud.

They installed (2) **Model 1106 1/2 NPT Stainless Steel Super Air Nozzles** with **Model 9069 Swivel Fittings** (to aim them) to blow the fog across the 6' (1.8m) width. The Super Air Nozzles completely cleared the fog and the workers complimented the significant noise drop. **Each open pipe that used to consume 195 SCFM (5,521 SLPM) was reduced to only 60 SCFM (1,699 SLPM) when the Super Air Nozzles were installed.**

Before



After



Digital Flowmeter with USB Data Logger and wireless models are available. See pages 10-16 for full details.

Compressed air products should not be used at pressures higher than indicated by the manufacturer since this wastes air. When looking for places to conserve air, it is important to measure the air consumption of everything connected to the compressed air supply rather than relying on the numbers printed in a manufacturer's literature. Some manufacturers of compressed air products understate the air consumption of their products. It is hard to say if it is done intentionally or in error. One possibility is that their flow meter has not been regularly calibrated. Another reason could be a failure to properly use their flow meter.

Most flow meter manufacturers require that any measurement made on their meter be multiplied by a correction factor in order to get the exact air consumption measurement. This takes into account the conditions under which the flow meter was calibrated. If a company using one of these flow meters takes the reading but fails to multiply it by the appropriate correction factor, it would appear their product uses a lot less compressed air – easily half of what it actually consumes. EXAIR's Digital Flowmeter and wireless models (starting on page 10) are an easy to use solution that does not require regular calibration and provides the actual reading without having to use a correction factor.



High Force Air Nozzles



Some applications require extremely high force with extensive reach. EXAIR offers most standard nozzles in a high force version. With incredibly high blowing forces these nozzles are ideal for part ejection as well as blowoff, cooling and drying applications. EXAIR has engineered Large Super Air Nozzles that put the blowing capability of multiple nozzles into one single air nozzle. Hard-hitting force is measured in pounds, not ounces. All meet OSHA noise level and dead end pressure requirements.

High Force Air Nozzles "Quick Pick" Comparison

High Force Air Nozzles Comparison (sorted by compressed air consumption)

| Model | Material | Description | Inlet | Air Consumption at 80 PSIG (5.5 BAR) | | Force | | Sound Level dBA | More Details |
|-----------|----------------------------|-------------------------------------|------------|--------------------------------------|--------|------------------|--------|-----------------|--------------|
| | | | | SCFM | SLPM | Lbs | Grams | | |
| HP1126 | Zinc Aluminum alloy | 1" High Power Flat Super Air Nozzle | 1/8 FNPT | 17.5 | 495 | 1 [†] | 454 | 82 | p. 63 |
| HP1126SS | Stainless Steel - Type 316 | 1" High Power Flat Super Air Nozzle | 1/8 FNPT | 17.5 | 495 | 1 [†] | 454 | 82 | p. 63 |
| HP1002 | Brass | High Power Safety Air Nozzle | 1/4 FNPT | 32 | 906 | 1.8* | 816 | 87 | p. 64 |
| HP1002SS | Stainless Steel - Type 303 | High Power Safety Air Nozzle | 1/4 FNPT | 32 | 906 | 1.8* | 816 | 87 | p. 64 |
| 1104 | Zinc Aluminum alloy | Super Air Nozzle | 3/8 FNPT | 35 | 991 | 1.9* | 862 | 82 | p. 64 |
| 1104SS | Stainless Steel - Type 316 | Super Air Nozzle | 3/8 FNPT | 35 | 991 | 1.9* | 862 | 82 | p. 64 |
| 1104-PEEK | PEEK (Plastic) | Super Air Nozzle | 3/8 FNPT | 35 | 991 | 1.9* | 862 | 82 | p. 64 |
| 1105 | Zinc Aluminum alloy | Super Air Nozzle | 3/8 MNPT | 35 | 991 | 1.9* | 862 | 82 | p. 64 |
| 1105SS | Stainless Steel - Type 316 | Super Air Nozzle | 3/8 MNPT | 35 | 991 | 1.9* | 862 | 82 | p. 64 |
| HP1125 | Zinc Aluminum alloy | 2" High Power Flat Super Air Nozzle | 1/4 FNPT | 37 | 1,039 | 2.2 [†] | 998 | 83 | p. 64 |
| HP1125SS | Stainless Steel - Type 316 | 2" High Power Flat Super Air Nozzle | 1/4 FNPT | 37 | 1,039 | 2.2 [†] | 998 | 83 | p. 64 |
| 1111-4 | Zinc Aluminum alloy | Super Air Nozzle Cluster | 3/8 FNPT | 56 | 1,585 | 3.2* | 1,451 | 82 | p. 67 |
| 1008SS | Stainless Steel - Type 316 | Back Blow Air Nozzle | 1 FNPT | 57 | 1,614 | NA | NA | 89 | p. 59 |
| 1106 | Zinc Aluminum alloy | Super Air Nozzle | 1/2 FNPT | 60 | 1,699 | 3.3* | 1,497 | 87 | p. 65 |
| 1106SS | Stainless Steel - Type 316 | Super Air Nozzle | 1/2 FNPT | 60 | 1,699 | 3.3* | 1,497 | 87 | p. 65 |
| 1107 | Zinc Aluminum alloy | Super Air Nozzle | 1/2 MNPT | 60 | 1,699 | 3.3* | 1,497 | 87 | p. 65 |
| 1107SS | Stainless Steel - Type 316 | Super Air Nozzle | 1/2 MNPT | 60 | 1,699 | 3.3* | 1,497 | 87 | p. 65 |
| 1112 | Zinc Aluminum alloy | Super Air Nozzle | 3/4 FNPT | 91 | 2,577 | 4.5* | 2,041 | 96 | p. 65 |
| 1112SS | Stainless Steel - Type 316 | Super Air Nozzle | 3/4 FNPT | 91 | 2,577 | 4.5* | 2,041 | 96 | p. 65 |
| 1113 | Zinc Aluminum alloy | Super Air Nozzle | 3/4 MNPT | 91 | 2,577 | 4.5* | 2,041 | 96 | p. 65 |
| 1113SS | Stainless Steel - Type 316 | Super Air Nozzle | 3/4 MNPT | 91 | 2,577 | 4.5* | 2,041 | 96 | p. 65 |
| 1111-7 | Zinc Aluminum alloy | Super Air Nozzle Cluster | 1/2 FNPT | 98 | 2,773 | 5.7* | 2,585 | 85 | p. 67 |
| 1114 | Zinc Aluminum alloy | Super Air Nozzle | 1 FNPT | 135 | 3,823 | 6.6* | 2,994 | 99 | p. 65 |
| 1114SS | Stainless Steel - Type 316 | Super Air Nozzle | 1 FNPT | 135 | 3,823 | 6.6* | 2,994 | 99 | p. 65 |
| 1115 | Zinc Aluminum alloy | Super Air Nozzle | 1 MNPT | 135 | 3,823 | 6.6* | 2,994 | 99 | p. 65 |
| 1115SS | Stainless Steel - Type 316 | Super Air Nozzle | 1 MNPT | 135 | 3,823 | 6.6* | 2,994 | 99 | p. 65 |
| 1111-12 | Zinc Aluminum alloy | Super Air Nozzle Cluster | 1 FNPT | 168 | 4,754 | 9.8* | 4,445 | 89 | p. 67 |
| 1116 | Zinc Aluminum alloy | Super Air Nozzle | 1-1/4 FNPT | 188 | 5,324 | 9.4* | 4,264 | 102 | p. 66 |
| 1117 | Zinc Aluminum alloy | Super Air Nozzle | 1-1/4 MNPT | 188 | 5,324 | 9.4* | 4,264 | 102 | p. 66 |
| 1118 | Zinc Aluminum alloy | Super Air Nozzle | 1-1/4 FNPT | 300 | 8,495 | 15* | 6,804 | 106 | p. 66 |
| 1119 | Zinc Aluminum alloy | Super Air Nozzle | 1-1/4 MNPT | 300 | 8,495 | 15* | 6,804 | 106 | p. 66 |
| 1120 | Zinc Aluminum alloy | Super Air Nozzle | 1-1/4 FNPT | 460 | 13,026 | 23* | 10,433 | 109 | p. 66 |
| 1121 | Zinc Aluminum alloy | Super Air Nozzle | 1-1/4 MNPT | 460 | 13,026 | 23* | 10,433 | 109 | p. 66 |

For Air Nozzles with lower force, see page 54.

* Force measured at 12" (305mm) from target. All sound levels measured at 3 feet (914mm). All measurements taken at 80 PSIG (5.5 BAR).

† Force measured at 12" (305mm) from target with a .025" (0.64mm) shim installed.

FNPT = NPT Female MNPT = NPT Male

Air Nozzles & Jets

1" High Power Flat Super Air Nozzles™



Model HP1126 1/8 NPT female
Material: Zinc Aluminum alloy

Model HP1126SS 1/8 NPT female
Material: Type 316 Stainless Steel



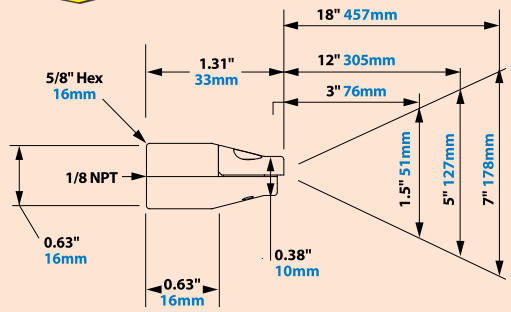
A 1" High Power Flat Super Air Nozzle is used to tip a part from a chute and on to a conveyor.

Model HP1126 and HP1126SS
1" High Power Flat Super Air Nozzles
EXAIR's 1" High Power Flat Super Air Nozzles produce a flat 1" (25mm) wide airstream with a blowing force of 1 pound. The unique design of this super-efficient nozzle makes it an ideal fit for both tight spaces and tight budgets. It uses EXAIR's patented technology to maximize entrained airflow while reducing noise levels.

| Air Consumption | | Force* | | Sound Level |
|-----------------|------|--------|-------|-------------|
| SCFM | SLPM | Lbs | Grams | dBA |
| 17.5 | 495 | 1 | 454 | 82 |

* Force measured at 12" (305mm) from target. Sound level measured at 3' (914mm). All measurements taken at 80 PSIG (5.5 BAR). .025" (0.64mm) shim installed.

Dimensions and Airflow Pattern



The Model HP1136SS Shim Set for the 1" High Power Flat Super Air Nozzle includes a .020" (0.51mm) and .030" (0.76mm) thick shim. A .025" (0.64mm) shim is installed.



11510 Goldcoast Drive • Cincinnati, OH 45249-1621 • Phone (513) 671-3322
FAX (513) 671-3363 • E-mail: techhelp@exair.com • www.exair.com



High Power Safety Air Nozzles™



Model HP1002 1/4 NPT female

Material: Brass

Model HP1002SS 1/4 NPT female

Material: Type 303 Stainless Steel

Model HP1002 and HP1002SS High Power Safety Air Nozzles

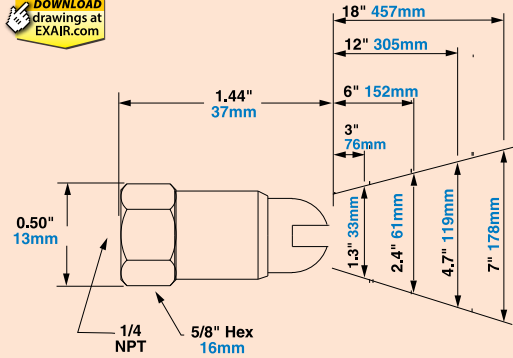
Provide strong blowing force for applications requiring high thrust and velocity. It uses more compressed air than other air nozzles but is low when compared to typical blow-offs delivering the same force.

| Air Consumption | | Force* | | Sound Level |
|-----------------|------|--------|-------|-------------|
| SCFM | SLPM | Lbs | Grams | dBA |
| 32 | 906 | 1.8 | 816 | 87 |

* Force measured at 12" (305mm) from target. Sound level measured at 3' (914mm). All measurements taken at 80 PSIG (5.5 BAR).

Dimensions and Airflow Pattern

DOWNLOAD drawings at EXAIR.com



Air Nozzles & Jets

2" High Power Flat Super Air Nozzles™



Model HP1125 1/4 NPT female

Material: Zinc Aluminum alloy

Model HP1125SS 1/4 NPT female

Material: Type 316 Stainless Steel

Model HP1125 and HP1125SS 2" High Power Flat Super Air Nozzles

EXAIR's 2" High Power Flat Super Air Nozzles produce a flat 2" (51mm) wide airstream with a strong blowing force of 2.2 pounds (998 grams). The adjustable force is more than three times that of ordinary air nozzles. It uses EXAIR's patented† technology to maximize entrained airflow while reducing noise levels.

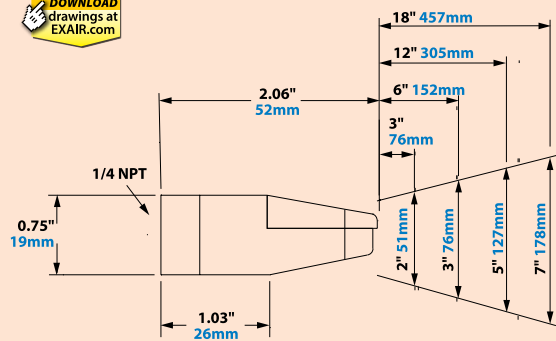
| Air Consumption | | Force* | | Sound Level |
|-----------------|-------|--------|-------|-------------|
| SCFM | SLPM | Lbs | Grams | dBA |
| 37 | 1,039 | 2.2 | 998 | 83 |

* Force measured at 12" (305mm) from target. Sound level measured at 3' (914mm). All measurements taken at 80 PSIG (5.5 BAR). .025" (0.64mm) shim installed.

† Patent #5402938

Dimensions and Airflow Pattern

DOWNLOAD drawings at EXAIR.com



Note: For highest force and flow, order Model 900633 .030" (0.76mm) shim.



The Model HP1125SS Shim Set for the 2" High Power Flat Super Air Nozzle includes a .020" (0.51mm) and .030" (0.76mm) thick shim. A .025" (0.64mm) shim is installed.

Large Super Air Nozzles™



Model 1104 3/8 NPT female

Material: Zinc Aluminum alloy

Model 1104SS 3/8 NPT female

Material: Type 316 Stainless Steel

Model 1104-PEEK 3/8 NPT female

Material: PEEK (plastic)

Model 1104, 1104SS, 1104-PEEK, 1105 and 1105SS 3/8 NPT Super Air Nozzles

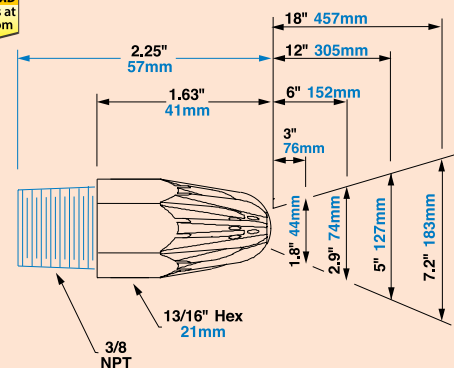
EXAIR's 3/8 NPT Super Air Nozzles produce 1.9 lbs (862 grams) of strong blowing force that is 2.3 times that of the standard Super Air Nozzle. The protective aerodynamic slots guide the airflow to a single point of convergence for hard-hitting force and dramatic noise reduction over typical blowoffs.

| Air Consumption | | Force* | | Sound Level |
|-----------------|------|--------|-------|-------------|
| SCFM | SLPM | Lbs | Grams | dBA |
| 35 | 991 | 1.9 | 862 | 82 |

* Force measured at 12" (305mm) from target. Sound level measured at 3' (914mm). All measurements taken at 80 PSIG (5.5 BAR).

Dimensions and Airflow Pattern

DOWNLOAD drawings at EXAIR.com



Model 1105 3/8 NPT male

Material: Zinc Aluminum alloy

Model 1105SS 3/8 NPT male

Material: Type 316 Stainless Steel



Large Super Air Nozzles™



Model 1106 1/2 NPT female
Material: Zinc Aluminum alloy
Model 1106SS 1/2 NPT female
Material: Type 316 Stainless Steel



Model 1107 1/2 NPT male
Material: Zinc Aluminum alloy
Model 1107SS 1/2 NPT male
Material: Type 316 Stainless Steel

Model 1106, 1106SS, 1107 and 1107SS 1/2 NPT Super Air Nozzles

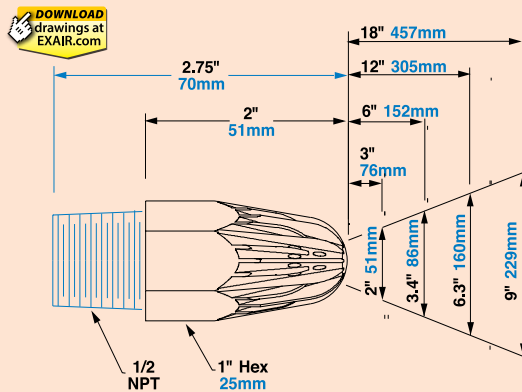
EXAIR's 1/2 NPT Super Air Nozzles produce 3.3 lbs (1.5 kg) of blowing force – 4 times that of ordinary nozzles. Air consumption and noise are extremely low compared to that of open pipe or copper tubes.

| Air Consumption | | Force* | | Sound Level |
|-----------------|-------|--------|-----|-------------|
| SCFM | SLPM | Lbs | Kg | dBA |
| 60 | 1,699 | 3.3 | 1.5 | 87 |

* Force measured at 12" (305mm) from target.
 Sound level measured at 3' (914mm).
 All measurements taken at 80 PSIG (5.5 BAR).



Dimensions and Airflow Pattern



Air Nozzles & Jets



Model 1112 3/4 NPT female
Material: Zinc Aluminum alloy
Model 1112SS 3/4 NPT female
Material: Type 316 Stainless Steel



Model 1113 3/4 NPT male
Material: Zinc Aluminum alloy
Model 1113SS 3/4 NPT male
Material: Type 316 Stainless Steel

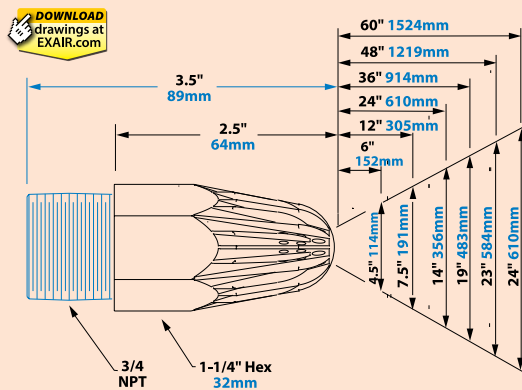
Model 1112, 1112SS, 1113 and 1113SS 3/4 NPT Super Air Nozzles

EXAIR's Super Air Nozzles are available in larger sizes where extreme force is required. The 3/4 NPT Super Air Nozzles produce 4.5 lbs (2.04 kg) of blowing force – over 5 times that of ordinary nozzles.

| Air Consumption | | Force* | | Sound Level |
|-----------------|-------|--------|------|-------------|
| SCFM | SLPM | Lbs | Kg | dBA |
| 91 | 2,577 | 4.5 | 2.04 | 96 |

* Force measured at 12" (305mm) from target.
 Sound level measured at 3' (914mm).
 All measurements taken at 80 PSIG (5.5 BAR).
 OSHA allows 3 hours of exposure per day without hearing protection.

Dimensions and Airflow Pattern



Model 1114 1 NPT female
Material: Zinc Aluminum alloy
Model 1114SS 1 NPT female
Material: Type 316 Stainless Steel



Model 1115 1 NPT male
Material: Zinc Aluminum alloy
Model 1115SS 1 NPT male
Material: Type 316 Stainless Steel

Model 1114, 1114SS, 1115 and 1115SS 1 NPT Super Air Nozzles

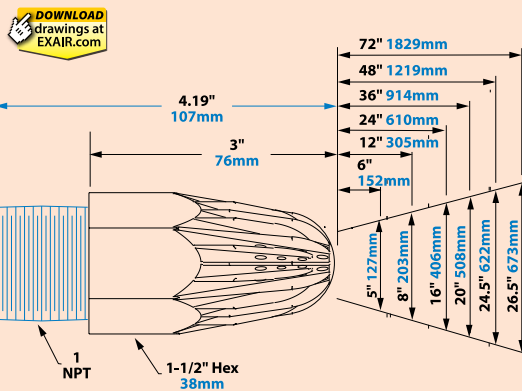
EXAIR's 1 NPT Super Air Nozzles optimize entrained airflow across the nozzle surface to minimize the noise level while providing extremely strong blowing force. They produce 6.6 lbs (3.01 kg) of blowing force – over 8 times that of ordinary nozzles.

| Air Consumption | | Force* | | Sound Level |
|-----------------|-------|--------|------|-------------|
| SCFM | SLPM | Lbs | Kg | dBA |
| 135 | 3,823 | 6.6 | 2.99 | 99 |

* Force measured at 12" (305mm) from target.
 Sound level measured at 3' (914mm).
 All measurements taken at 80 PSIG (5.5 BAR).
 OSHA allows 2 hours of exposure per day without hearing protection.



Dimensions and Airflow Pattern



Large Super Air Nozzles™

Model 1116 and 1117 1-1/4 NPT Super Air Nozzles

EXAIR's 1-1/4 NPT Super Air Nozzles provide exceptionally strong blowing force. They produce 9.4 lbs (4.25 kg) of blowing force – almost 12 times that of the standard Super Air Nozzle.

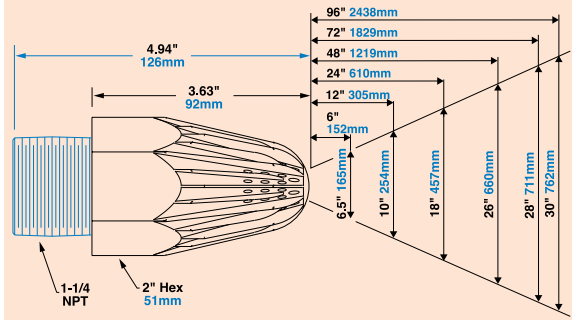
| Air Consumption | | Force* | | Sound Level |
|-----------------|-------|--------|------|-------------|
| SCFM | SLPM | Lbs | Kg | dBa |
| 188 | 5,324 | 9.4 | 4.26 | 102 |

* Force measured at 12" (305mm) from target. Sound level measured at 3' (914mm). All measurements taken at 80 PSIG (5.5 BAR). OSHA allows 1 hour of exposure per day without hearing protection.



Dimensions and Airflow Pattern

DOWNLOAD drawings at EXAIR.com



Model 1116 1-1/4 NPT female
Material: Zinc Aluminum alloy



Model 1117 1-1/4 NPT male
Material: Zinc Aluminum alloy

Air Nozzles & Jets

Model 1118 and 1119 1-1/4 NPT Super Air Nozzles

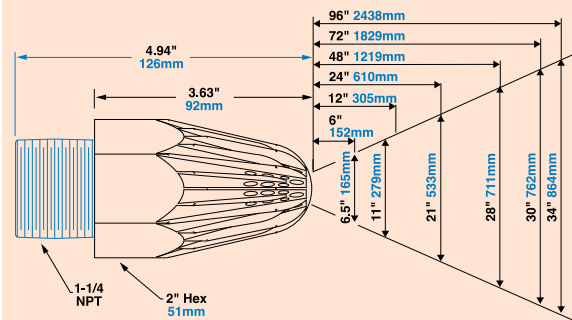
These 1-1/4 NPT Super Air Nozzles have larger orifices than the Model 1116 / 1117 that provide additional air velocity. They generate 15 lbs (6.80 kg) of blowing force – almost 18 times that of the standard Super Air Nozzle.

| Air Consumption | | Force* | | Sound Level |
|-----------------|-------|--------|------|-------------|
| SCFM | SLPM | Lbs | Kg | dBa |
| 300 | 8,495 | 15 | 6.80 | 106 |

* Force measured at 12" (305mm) from target. Sound level measured at 3' (914mm). All measurements taken at 80 PSIG (5.5 BAR). OSHA allows 1/2 hour of exposure per day without hearing protection.

Dimensions and Airflow Pattern

DOWNLOAD drawings at EXAIR.com



Model 1118 1-1/4 NPT female
Material: Zinc Aluminum alloy



Model 1119 1-1/4 NPT male
Material: Zinc Aluminum alloy

Model 1120 and 1121 1-1/4 NPT Super Air Nozzles

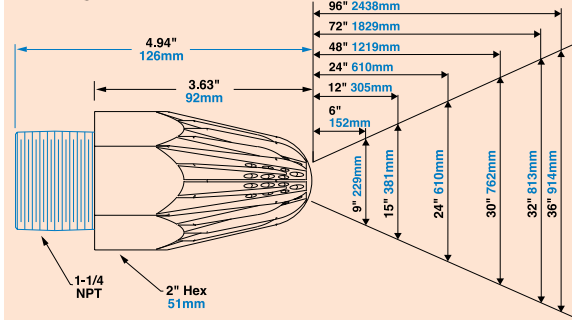
These 1-1/4 NPT Super Air Nozzles have the largest orifices that provide additional air velocity, and generate the strongest blowing force of any single air nozzle. They produce 23 lbs (10.43 kg) of blowing force – almost 28 times that of the standard Super Air Nozzle.

| Air Consumption | | Force* | | Sound Level |
|-----------------|--------|--------|-------|-------------|
| SCFM | SLPM | Lbs | Kg | dBa |
| 460 | 13,026 | 23 | 10.43 | 109 |

* Force measured at 12" (305mm) from target. Sound level measured at 3' (914mm). All measurements taken at 80 PSIG (5.5 BAR). OSHA allows 1/2 hour of exposure per day without hearing protection.

Dimensions and Airflow Pattern

DOWNLOAD drawings at EXAIR.com



Model 1120 1-1/4 NPT female
Material: Zinc Aluminum alloy



Model 1121 1-1/4 NPT male
Material: Zinc Aluminum alloy



Super Air Nozzle Clusters



Super Air Nozzle Clusters

Model 1111-4 Super Air Nozzle Cluster



Model 1111-4 3/8 NPT female

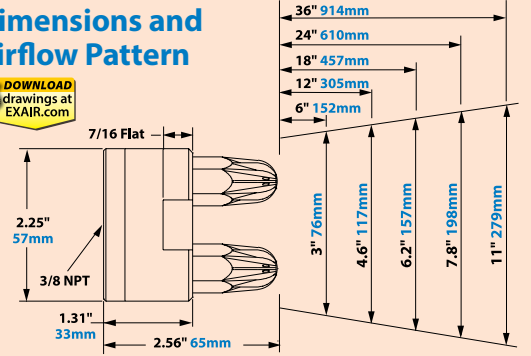
Material: Nozzles - Zinc Aluminum alloy
Body - Aluminum

| Air Consumption | | Force* | | Sound Level |
|-----------------|-------|--------|------|-------------|
| SCFM | SLPM | Lbs | Kg | dBA |
| 56 | 1,585 | 3.2 | 1.45 | 82 |

* Force measured at 12" (305mm) from target.
Sound level measured at 3' (914mm).
All measurements taken at 80 PSIG (5.5 BAR).

Dimensions and Airflow Pattern

DOWNLOAD drawings at EXAIR.com



Model 1111-7 Super Air Nozzle Cluster



Model 1111-7 1/2 NPT female

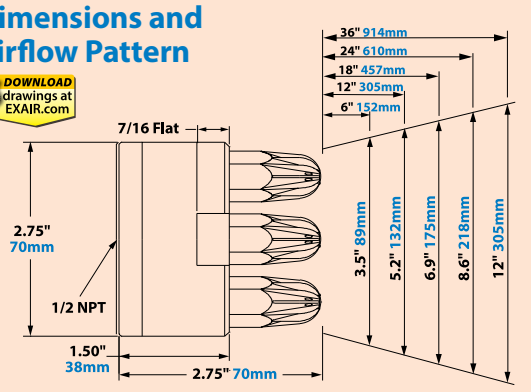
Material: Nozzles - Zinc Aluminum alloy
Body - Aluminum

| Air Consumption | | Force* | | Sound Level |
|-----------------|-------|--------|------|-------------|
| SCFM | SLPM | Lbs | Kg | dBA |
| 98 | 2,773 | 5.7 | 2.59 | 85 |

* Force measured at 12" (305mm) from target.
Sound level measured at 3' (914mm).
All measurements taken at 80 PSIG (5.5 BAR).

Dimensions and Airflow Pattern

DOWNLOAD drawings at EXAIR.com



Model 1111-12 Super Air Nozzle Cluster



Model 1111-12 1 NPT female

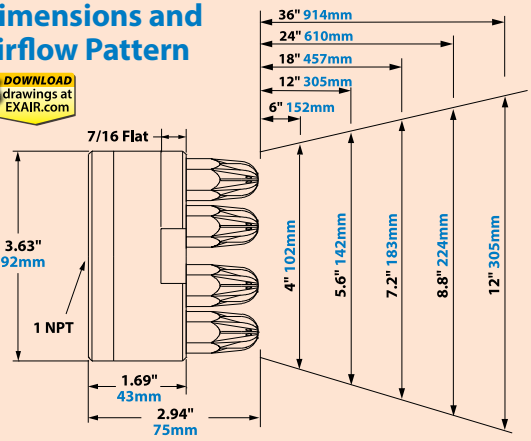
Material: Nozzles - Zinc Aluminum alloy
Body - Aluminum

| Air Consumption | | Force* | | Sound Level |
|-----------------|-------|--------|------|-------------|
| SCFM | SLPM | Lbs | Kg | dBA |
| 168 | 4,754 | 9.8 | 4.45 | 89 |

* Force measured at 12" (305mm) from target.
Sound level measured at 3' (914mm).
All measurements taken at 80 PSIG (5.5 BAR).

Dimensions and Airflow Pattern

DOWNLOAD drawings at EXAIR.com



Flexible Stay Set Hoses™

Adding Flexibility

For applications where frequent repositioning of the standard force Air Nozzles or Jets is required, the Flexible Stay Set Hoses™ are ideal. Simply mount the hose in close proximity to the application and bend it to aim the airstream at the target. Since the hose has "memory", it will not creep or bend. It always keeps the aim until physically moved to the next position.

Two versions of the Stay Set Hoses are available in a variety of lengths. The 1/4 MNPT x 1/4 MNPT hose has a 1/4 NPT male fitting on each end and the 1/4 MNPT x 1/8 FNPT hose has a 1/4 NPT male fitting on one end and 1/8 NPT female fitting on the other.



Flexible Stay Set Hoses bend and keep their aim until physically moved.



Flexible Stay Set Hoses™ continued

The Air Nozzles shown below can be used with the following Stay Set Hoses (1/4 NPT male fitting on each end):

| Model # | Description | Model # | Description |
|---------|---------------------------------|---------|---------------------------------|
| 9206 | 6" (152mm) 1/4 MNPT x 1/4 MNPT | 9224 | 24" (610mm) 1/4 MNPT x 1/4 MNPT |
| 9212 | 12" (305mm) 1/4 MNPT x 1/4 MNPT | 9230 | 30" (762mm) 1/4 MNPT x 1/4 MNPT |
| 9218 | 18" (457mm) 1/4 MNPT x 1/4 MNPT | 9236 | 36" (914mm) 1/4 MNPT x 1/4 MNPT |



Model 1002
Safety Air Nozzle
Model 1002SS
SS Safety Air Nozzle



Model 1122
2" (51mm) Flat Super Air Nozzle
Model 1122SS
2" (51mm) SS Flat Super Air Nozzle



Model 1100
Super Air Nozzle
Model 1100SS
SS Super Air Nozzle



Model 1100-PEEK
PEEK Super Air Nozzle
Model 1006SS
SS Back Blow Air Nozzle

Model HP1002
High Power Safety Air Nozzle

Model HP1125
2" (51mm) High Power Flat Super Air Nozzle

Model HP1002SS
SS High Power Safety Air Nozzle

Model HP1125SS
2" (51mm) SS High Power Flat Super Air Nozzle

Air Nozzles & Jets

The Air Nozzles and Jets shown below can be used with the following Stay Set Hoses (1/4 NPT male fitting on one end, 1/8 NPT female on the other):

| Model # | Description | Model # | Description |
|---------|---------------------------------|---------|---------------------------------|
| 9256 | 6" (152mm) 1/4 MNPT x 1/8 FNPT | 9274 | 24" (610mm) 1/4 MNPT x 1/8 FNPT |
| 9262 | 12" (305mm) 1/4 MNPT x 1/8 FNPT | 9280 | 30" (762mm) 1/4 MNPT x 1/8 FNPT |
| 9268 | 18" (457mm) 1/4 MNPT x 1/8 FNPT | 9286 | 36" (914mm) 1/4 MNPT x 1/8 FNPT |



Model 1108SS-NPT
Atto Super Air Nozzle



Model 1010SS
SS Micro Air Nozzle



Model 1126 1" (25mm)
Flat Super Air Nozzle



Model 1103
Mini Super Air Nozzle



Model 1009
Adjustable Air Nozzle



Model 6013
High Velocity Air Jet



Model 6019
Adjustable Air Jet

Model 1108-PEEK-NPT
Atto PEEK Super Air Nozzle

Model 1126SS 1" (25mm)
SS Flat Super Air Nozzle

Model 1103SS
SS Mini Super Air Nozzle

Model 1009SS
SS Adjustable Air Nozzle

Model 6013SS
SS High Velocity Air Jet

Model 6019SS
SS Adjustable Air Jet

Model 1109SS-NPT
Pico Super Air Nozzle

Model HP1126 1" (25mm)
High Power Flat Super Air Nozzle

Model 1109-PEEK-NPT
Pico PEEK Super Air Nozzle

Model HP1126SS 1" (25mm)
SS High Power Flat Super Air Nozzle

Model 1110SS-NPT
Nano Super Air Nozzle

Model 1110-PEEK-NPT
Nano PEEK Super Air Nozzle



Flexible Stay Set Hoses bend to fit your application and will maintain their orientation until the position needs to be re-adjusted. The airstream can be aimed at precisely the correct spot.

Swivel Fittings

Swivel Fittings can be added to most EXAIR Nozzles by adding a "W" to the Model#.



Example:
1122 (2" Flat Super Air Nozzle)
+ W (Swivel Fitting)
1122W

EXAIR's Swivel Fittings make it easy to adjust the aim of the Air Nozzles and Jets. Correct placement of the blowing angle can help optimize performance, reduce noise levels and improve efficiency. Swivel Fittings permit a movement of 25 degrees from the center axis for a total movement of 50 degrees. Type 303 or 316 Stainless Steel.

Swivel Fittings

| Model # | Description |
|---------|--------------------------------------|
| 9201 | M4 x 0.5mm female x 1/8 MNPT, 316SS |
| 9202 | M5 x 0.5mm female x 1/8 MNPT, 316SS |
| 9203 | M6 x 0.75mm female x 1/8 MNPT, 316SS |
| 9052 | 1/8 MNPT x 1/8 FNPT, 303SS |
| 9053 | 1/4 MNPT x 1/4 FNPT, 303SS |
| 9068 | 3/8 MNPT x 3/8 FNPT, 303SS |
| 9069 | 1/2 MNPT x 1/2 FNPT, 303SS |
| 9023 | 3/4 MNPT x 3/4 FNPT, 303SS |
| 9204 | 1 MNPT x 1 FNPT, 303SS |

Magnetic Bases

Magnetic bases are suited to applications where frequent movement of the Air Nozzle or Jet is required. The powerful magnet permits horizontal or vertical mounting that will hold the blowing position of the Stay Set Hose. A shutoff valve is provided that can be used to vary the force and flow.



Model # Description
9042 One Outlet Magnetic Base
9043 Two Outlet Magnetic Base

Build Your Own System

Now you can put together the best combination that suits your blowoff, cooling, drying or cleaning application. Select the model number that includes your choice of Air Nozzle or Jet, a length of Stay Set Hose, and a one or two outlet magnetic base. Here's how:

1. Choose the Air Nozzle or Jet model. **Example:** Model 1122 Super Air Nozzle
2. You have the option to include a length of Stay Set Hose. Simply list the model of the Stay Set Hose (shown on previous page) as a dash number after the Air Nozzle or Jet model number.
Example: A Model 1122 Super Air Nozzle with a Model 9212 12" (305mm) Stay Set Hose is a Model 1122-9212.
3. You have the option to include a magnetic base. If you want a One Outlet Magnetic Base, change the second digit of the "added on" dash number to a "3". If you would like the Two Outlet Magnetic Base, change the second digit to a "4". By using a "4", you will receive (2) Air Nozzles or Jets and (2) Stay Set Hoses to attach to the Two Outlet Magnetic Base.

Example: Two Model 1122 Super Air Nozzles with two 12" (305mm) Stay Set Hoses and Two Outlet Magnetic Base is a Model 1122-9412.



A Model 1122-9412 includes two Model 1122 Super Air Nozzles with two 12" (305mm) Stay Set Hose and Two Outlet Magnetic Base.


Air Nozzles & Jets

Blowoff Kits

Model #
1100-9312

Blowoff Kit
includes:

- (1) 1100 Super Air Nozzle
- (1) 9212 12" (305mm) Stay Set Hose
- (1) 9042 Magnetic Base



Model #
1100-9412

Blowoff Kit
includes:

- (2) 1100 Super Air Nozzles
- (2) 9212 12" (305mm) Stay Set Hose
- (1) 9043 Magnetic Base



Model #
1103-9362

Blowoff Kit
includes:

- (1) 1103 Mini Super Air Nozzle
- (1) 9262 12" (305mm) Stay Set Hose
- (1) 9042 Magnetic Base



Model #
1103-9462

Blowoff Kit
includes

- (2) 1103 Mini Super Air Nozzles
- (2) 9262 12" (305mm) Stay Set Hose
- (1) 9043 Magnetic Base



Model #
1122-9312

Blowoff Kit
includes

- (1) 1122 2" Flat Super Air Nozzle
- (1) 9212 12" (305mm) Stay Set Hose
- (1) 9042 Magnetic Base



Model #
1122-9412

Blowoff Kit
includes

- (2) 1122 2" Flat Super Air Nozzles
- (2) 9212 12" (305mm) Stay Set Hose
- (1) 9043 Magnetic Base



Model #
1909

Blowoff Kit
includes

- (1) 1102 Mini Super Air Nozzle
- (1) 1009 Adjustable Air Nozzle
- (1) 1100 1/4 NPT Super Air Nozzle
- (1) 1104 3/8 NPT Super Air Nozzle
- (1) 1106 1/2 NPT Super Air Nozzle
- (1) 1122 2" Flat Super Air Nozzle
- (1) 6013 High Velocity Air Jet
- (1) 6019 Adjustable Air Jet



Model #
1909SS

Stainless Steel Blowoff Kit
includes

- (1) 1102SS 1/8 NPT Mini Super Air Nozzle
- (1) 1009SS Adjustable Air Nozzle
- (1) 1100SS 1/4 NPT Super Air Nozzle
- (1) 1104SS 3/8 NPT Super Air Nozzle
- (1) 1106SS 1/2 NPT Super Air Nozzle
- (1) 1010SS 1/8 NPT Micro Air Nozzle
- (1) 1122SS 2" Flat Super Air Nozzle



Model #
1910

Instant Blowoff Station
includes

- (1) 1100 Super Air Nozzle
- (1) 9212 12" (305mm) Stay Set Hose
- (1) 9042 Magnetic Base
- (2) 900061 10' (3m) Compressed Air Hose





Understanding Compressed Air Safety and Savings

Air Nozzles & Jets

Save Your Bottom Line and Protect Your Personnel – Download Now!

Why is compressed air safety a concern?

Compressed air is commonly referred to as the “fourth utility” because it is very common as a resource within manufacturing, mining and processing environments. Employees or contractors in every industrial company or setting are exposed to compressed air’s effects regularly and compressed air should be handled with responsibility and care. The primary dangers from compressed air come from high pressure and noise exposure. Personnel being exposed to compressed air which exits an open line or non-safety nozzle at a pressure higher than 30 PSI risk the air entering the bloodstream and causing air embolism, a serious health risk.

Improper use of compressed air commonly exceeds OSHA’s noise exposure standards and causes noise induced hearing loss (NIHL). The CDC reports NIHL as one of the most common occupational diseases and the second most self-reported occupational illness or injury. According to the Bureau of Labor Statistics, occupational hearing loss is the most commonly recordable occupational illness in manufacturing, accounting for 1 in 9 recorded illnesses.

How can engineers effectively limit pressure and noise?

The CDC provides their Hierarchy of Controls, to lead engineers toward better solutions in order to improve safety for employees and operators. One option is to eliminate nozzles with loud and unsafe pressure by first designing with quiet and pressure-safe engineered compressed air products like air nozzles, air knives and air amplifiers. More options can be found in this whitepaper. Engineers should also take steps to replace existing products with engineered solutions that meet the OSHA Standards 29 CFR 1910.242(b) and 29 CFR 1910.95(a).

How do engineered air nozzles work?

Air nozzles use the Coanda effect to amplify airflow up to 25 times or more. As illustrated to the left, compressed air is ejected through a series of nozzles on the outer perimeter. As the air travels along the outer wall of the nozzle, surrounding air is entrained into the stream. The resulting airstream is a high volume, high velocity blast of air at minimal compressed air consumption. The air is always ejected so it can vent safely, well below OSHA dead end pressure requirements, should the nozzle end be blocked.

EXAIR’s six page White Paper will help you learn how engineers can effectively limit dangerous pressure and noise, as well as reduce the cost of your manufacturing processes.



Download *Understanding Compressed Air Safety and Savings* to learn more at <https://exair.co/04-cass> or scan the qr code provided.



EXAIR® Standards Compliance

As the leader in standards compliance, EXAIR's products come with more than engineered performance, peak efficiency, the best technical knowledge and unmatched customer service...

EXAIR is dedicated to providing products that have been manufactured to meet the strict requirements of the following standards. These standards provide confidence that you are receiving reliable, high quality products which will perform as stated within the performance charts provided.

Our products meet or exceed the strict safety standards of OSHA and the European Union to ensure the safety of your personnel. Many of these standards will allow your products a smoother transaction when selling your products into international markets.



OSHA and CE Compliance:

EXAIR compressed air products comply with OSHA's Safety Requirements (29 CFR 1910.242(b)), the EU General Product Safety Directive (2001/95/EC) and meet the noise limitation requirements (29 CFR-1910.95(a)), of the EU Machinery Directive (2006/42/EC). EXAIR's Electronic Flow Control and Electronic Temperature Control meet the low voltage standards of the EU Low Voltage Directive (2006/95/EC). Some EXAIR products display the CE mark where there are applicable directives. All sound level measurements are taken at 3 feet from product.



RoHS:

Electrical portions of EXAIR's Static Eliminators, EFC, ETC, Digital Flowmeter solenoid valves, and thermostats comply with the RoHS (Restriction of Hazardous Substances) Directive 2011/65/EU, including the amendment outlined in the European Commission decision L 214/65.



Conflict Mineral Free:

Look for this symbol to designate conflict mineral free products throughout our catalog. EXAIR supports Section 1502 of the Dodd-Frank Wall Street Reform and Consumer Protection Act. We are committed to compliance with the conflict minerals rule in order to curb the illicit trade of tin, tantalum, tungsten and gold in the DRC region. EXAIR is using the CMRT 4.20 template to document our supply chain and commitment to conflict free products.



Reach:

Per Regulation (EC) No 1907/2006 Title I, Article 3, paragraph 3, the European Union has recently enacted legislation to register chemicals and substances imported into the EU to ensure a high level of protection of human health and the environment.

Per Title II, Article 7, paragraph 1, articles (products) must be registered when a substance is intended to be released under normal or reasonably foreseeable conditions of use and it is present in those articles in quantities totaling over 1 metric ton per producer or importer per year. Registration of EXAIR products is not required since they do not contain substances that are intentionally released.

Best Practices for Using **EXAIR**[®] Intelligent Compressed Air™ Products



In order to achieve the best performance of your EXAIR Intelligent Compressed Air Product, a steady flow of compressed air must be supplied at the optimal pressure. Compressor output pressure, air flow rate, piping ID (inner diameter), the smoothness of the inside of the pipe, and connector type all contribute to the performance.

Air Compressor Capability

Especially for manufacturing uses, it is important to consider both the air pressure and air flow being produced by the air compressor providing the supply for all tooling. It is possible for an air compressor to produce sufficient supply pressure for an EXAIR product while not having adequate air flow to use the product for very long!

Air Pressure

The optimal operating pressure for most EXAIR products is 80 PSIG, with the exception of Vortex Tube based products, which are rated at 100 PSIG. Operating EXAIR products at air pressures less than 80 PSIG may lead to lower performance, but EXAIR encourages operating any blowoff product at as low a pressure as possible to achieve your desired result. A simple pressure regulator can lower your pressure and save energy. As a general rule near the 100 PSIG level, lowering air pressure by 2 PSIG will save 1% of energy used by an air compressor. Operating the product at pressures greater than 80 PSIG may produce slightly higher performance, but will require more energy to produce only a small gain.

Connectors and Fittings

Make sure that connectors and fittings do not restrict compressed air flow in any manner. Quick connectors can be especially problematic in this area. Because of their construction, quick connections that are rated at the same size as the incoming pipe or hose may actually have a much smaller inner diameter than that associated pipe or hose. This will significantly restrict the amount of air that is being supplied to the tool, starving it of the air flow it needs for best performance. In some cases, if the fitting is too small, the tool may not work at all!

In most cases we do not recommend any of the fittings numbered 1-5. Our minimum recommendation is represented in numbers 6-9

| 1 | 2 | 3 | 4 | 5 | 6 | 7 | 8 | 9 |
|------------------------|------------------------|------------------------|------------------------|------------------------|------------------------|------------------------|------------------------|------------------------|
| 1/8" tube x 1/4 NPT | 1/8" tube x 1/4 NPT | 1/8" tube x 1/4 NPT | 1/8" tube x 1/4 NPT | 1/8" tube x 1/4 NPT | 1/8" tube x 1/4 NPT | 1/8" tube x 1/4 NPT | 1/8" tube x 1/4 NPT | 1/8" tube x 1/4 NPT |
| | | | | | | | | |
| 1/8" I.D. | 13/64" I.D. | 1/4" I.D. | 1/4" I.D. | 1/4" I.D. | 9/32" I.D. | 9/32" I.D. | 9/32" I.D. | 11/32" I.D. |

Not Recommended

Recommended



Best Practices for Using **EXAIR** Intelligent Compressed Air™ Products

continued

Proper Air Pipe Sizing

In addition to all of the items above, it is also important to select the proper compressed air pipe size from the compressor to the point of use. Because the inside of a pipe is not perfectly smooth, the volume of air will become more restricted as it passes through a greater distance, thus reducing the available pressure at the point of use. To compensate for this loss, a larger diameter pipe is needed for a longer run. The table below shows the typical pressure loss in pounds per square inch for 100 feet of 1" Schedule 40 pipe. For lengths other than 100 feet, the pressure drop is proportional to the ratio of difference in lengths. For instance, the pressure drop in 50 feet of pipe will be approximately one-half the value on the table.

| 1" Schedule 40 Pipe - 1.049 actual I.D. | | | | | | | | |
|---|----------------------|-------|------|------|-------|------|-------|------|
| Free Air (SCFM) | Line Pressure (PSIG) | | | | | | | |
| | 40 | 50 | 60 | 70 | 80 | 90 | 100 | 110 |
| 50 | 1.66 | 1.33 | 1.11 | 0.95 | 0.83 | 0.75 | 0.66 | 0.60 |
| 60 | 2.33 | 1.86 | 1.55 | 1.33 | 1.16 | 1.03 | 0.93 | 0.85 |
| 70 | 3.09 | 2.47 | 2.06 | 1.77 | 1.55 | 1.37 | 1.24 | 1.12 |
| 80 | 3.96 | 3.17 | 2.64 | 2.26 | 1.98 | 1.76 | 1.58 | 1.44 |
| 90 | 4.92 | 3.94 | 3.28 | 2.81 | 2.46 | 2.19 | 1.97 | 1.79 |
| 100 | 5.98 | 4.79 | 3.99 | 3.42 | 2.99 | 2.66 | 2.39 | 2.18 |
| 125 | 9.04 | 7.23 | 6.03 | 5.17 | 4.52 | 4.02 | 3.62 | 3.29 |
| 150 | - | 10.13 | 8.44 | 7.24 | 6.33 | 5.63 | 5.07 | 4.61 |
| 175 | - | - | - | 9.63 | 8.42 | 7.49 | 6.74 | 6.13 |
| 200 | - | - | - | - | 10.78 | 9.59 | 8.63 | 7.84 |
| 225 | - | - | - | - | - | - | 10.73 | 9.75 |

How to Calculate Compressed Air Consumption

Method 1

Air consumption is directly proportional to absolute inlet pressure

$$\frac{SCFM_2}{SCFM_1} = \frac{P_2 + 1 \text{ atmosphere}}{P_1 + 1 \text{ atmosphere}}$$

Example: A Model 3215 Vortex Tube consumes 15 SCFM at 100 PSIG (425 SLPM @ 6.9 BAR). To calculate the airflow with an inlet pressure of 80 PSIG (5.5 BAR), the calculation is as follows:

English Units:

$$SCFM_2 = \frac{15 \times \frac{80 \text{ PSIG} + 14.7}{100 \text{ PSIG} + 14.7}}{1}$$

Metric Units:

$$SLPM_2 = \frac{424.752 \times \frac{5.156 \text{ BAR} + 1.014}{6.895 \text{ BAR} + 1.014}}{1}$$

Method 2

Multiply the known flow by the ratio of the input pressures converted to absolute

Step 1: Calculate the ratio of absolute inlet pressures.

| | |
|--|--|
| <p>English Units:</p> $\frac{80 \text{ PSIG} + 14.7}{100 \text{ PSIG} + 14.7} = 0.8256$ | <p>Metric Units:</p> $\frac{5.156 \text{ BAR} + 1.014}{6.895 \text{ BAR} + 1.014} = 0.8256$ |
|--|--|

Step 2: Multiply known flow by the above ratio you just calculated.

| | |
|--|---|
| <p>English Units:</p> $15 \text{ SCFM} \times 0.8256 = 12.384 \text{ SCFM}$ | <p>Metric Units:</p> $424.752 \text{ SLPM} \times 0.8256 = 350.693 \text{ SLPM}$ |
|--|---|

Therefore

Model 3215 consumes 15 SCFM @ 100 PSIG (425 SLPM @ 6.9 BAR) and will consume 12.4 SCFM @ 80 PSIG (351 SLPM @ 5.5 BAR).

Note: To convert SCFM to SLPM, multiply by the factor 28.3168

To convert PSIG to BAR multiply by the factor 0.0689

For more information on pipe sizing, pipe selection, conversion, and consumption, please visit our website at <https://exair.co/04-airdata> or scan this qr code provided.

