

Technical Information

Memosens CPS12E

ORP sensor for standard applications in process technology and environmental engineering



Digital with Memosens 2.0 technology

Application

- Long-term monitoring and limit control in processes with stable process conditions
 - Chemical industry
 - Pulp and paper industry
 - Power plants (e. g. flue gas cleaning)
 - Incinerator plants
- Water treatment
 - Drinking water
 - Cooling water
 - Well water

With ATEX, IECEx, CSA C/US, NEPSI, Japan and INMETRO approvals for use in hazardous areas Zone 0, Zone 1 and Zone 2.

Your benefits

- Robust sensor with long diffusion path for poisoning substances
- Low-maintenance due to large, dirt-repellent PTFE diaphragm
- Suitable for tough applications: process glass for highly alkaline media
- Can be used at pressures up to 17 bar (246.5 psi) (absolute)
- Integrated NTC 30K temperature sensor
- Different measuring elements for use in oxidizing and reducing media

Other advantages provided by Memosens technology

- Maximum process safety thanks to non-contact, inductive signal transmission
- Data security thanks to digital data transmission
- Very easy to use as sensor data are saved in the sensor
- Predictive maintenance can be performed by recording sensor load data in the sensor

Function and system design

Measuring principle

ORP measurement

The ORP potential is a unit of measurement for the state of equilibria between oxidizing and reducing components of a medium. The ORP is measured using a platinum or gold electrode. Similar to pH measurement, an integrated Ag/AgCl reference system is used as a reference electrode.

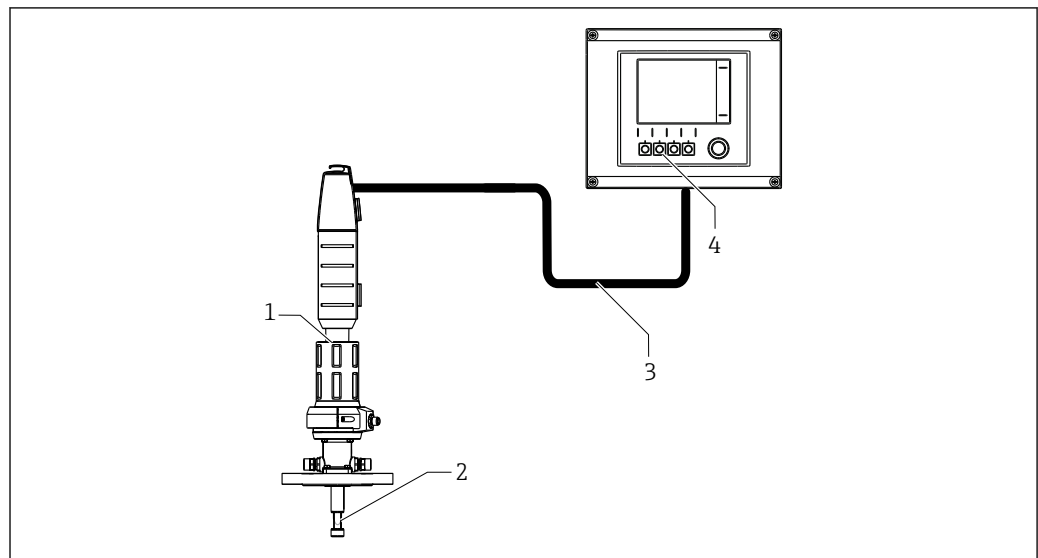
Measuring system

The complete measuring system comprises at least:

- ORP sensor CPS12E
- Memosens data cable CYK10 or CYK20
- Transmitter, e. g. Liquiline CM44, Liquiline CM42
- Assembly
 - Immersion assembly, e. g. Dipfit CPA111
 - Flow assembly, e. g. Flowfit CPA250
 - Retractable assembly, e. g. Cleanfit CPA871
 - Permanent installation assembly, e. g. Unifit CPA842

Additional options are available depending on the application:

Automatic cleaning and calibration system, e. g. Liquiline Control CDC90



A0032144

1 Example of a measuring system for ORP measurement

- 1 Retractable assembly Cleanfit CPA871
- 2 ORP sensor CPS12E
- 3 Memosens data cable CYK10
- 4 Transmitter Liquiline CM44x

The ORP sensor is available with a gold or platinum electrode:

- Gold electrode
 - For oxidizing media, e. g. cyanide oxidization, nitrite oxidization, ozone measurement, hydrogen superoxide measurement
- Platinum electrode
 - For reducing media, e. g. chromate reduction or for chlorine dosing in swimming pools

Communication and data processing

Communication with the transmitter



Always connect digital sensors with Memosens technology to a transmitter with Memosens technology. Data transmission to a transmitter for analog sensors is not possible.

Digital sensors can store measuring system data in the sensor. These include the following:

- Manufacturer data
 - Serial number
 - Order code
 - Date of manufacture
- Calibration data
 - Calibration date
 - Offset of integrated temperature sensor
 - Offset of ORP measurement
 - Number of calibrations
 - Calibration history
 - Serial number of the transmitter used to perform the last calibration or adjustment
- Operating data
 - Temperature application range
 - ORP application range
 - Date of initial commissioning
 - Maximum temperature value
 - Hours of operation under extreme conditions
 - Number of sterilizations
 - CIP counter

Dependability

Reliability

Easy handling

Sensors with Memosens technology have integrated electronics that store calibration data and other information (e. g. total hours of operation or operating hours under extreme measuring conditions). Once the sensor has been connected, the sensor data are transferred automatically to the transmitter and used to calculate the current measured value. As the calibration data are stored in the sensor, the sensor can be calibrated and adjusted independently of the measuring point. The result:

- Easy calibration in the measuring lab under optimum external conditions increases the quality of the calibration.
- Pre-calibrated sensors can be replaced quickly and easily, resulting in a dramatic increase in the availability of the measuring point.
- Thanks to the availability of the sensor data, maintenance intervals can be accurately defined and predictive maintenance is possible.
- The sensor history can be documented on external data carriers and in evaluation programs.
- The saved application data of the sensor can be used to determine the continued use of the sensor in a targeted manner.

Interference immunity

Data security thanks to digital data transmission

Memosens technology digitizes the measured values in the sensor and transmits the data to the transmitter via a non-contact connection that is free from potential interference. The result:

- If the sensor fails or there is an interruption in the connection between the sensor and transmitter, this is reliably detected and reported.
- The availability of the measuring point is reliably detected and reported.

Safety

Maximum process safety


With inductive transmission of the measured value using a non-contact connection, Memosens guarantees maximum process safety and offers the following benefits:

- All problems caused by moisture are eliminated:
 - No corrosion at the connection
 - Measured values cannot be distorted by moisture
- The transmitter is galvanically decoupled from the medium. Issues concerning "symmetrical high-impedance" or "asymmetry" or the type of impedance converter are a thing of the past.
- Electromagnetic compatibility (EMC) is guaranteed by screening measures for the digital transmission of measured values.
- Intrinsically safe electronics mean operation in hazardous areas is not a problem. Complete flexibility thanks to individual Ex approvals for all components, such as sensors, cables and transmitters.

Input

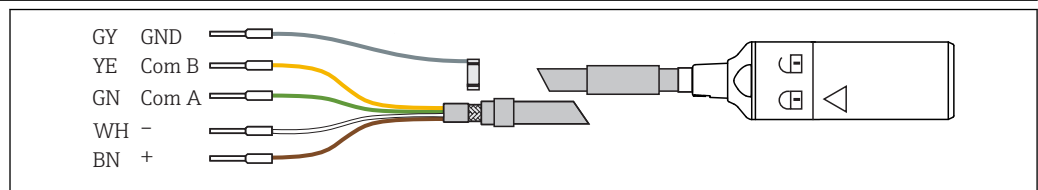
Measured variable ORP
Temperature

Measuring range -1500 to 1500 mV


 Pay attention to the operating conditions in the process.

Power supply


Electrical connection



A0024019

 2 Measuring cable CYK10 or CYK20

► Memosens measuring cable, e. g. Connect the CYK10 or CYK20 to the sensor.

 For further information on cable CYK10, see BA00118C.

Performance characteristics

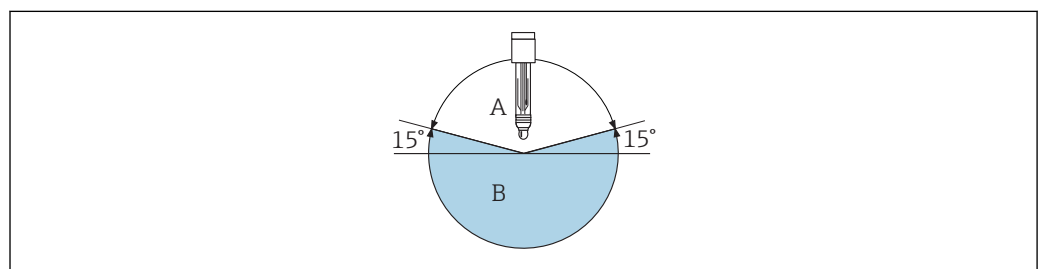
Reference system Ag/AgCl reference lead with Advanced Gel 3 M KCl

Installation

Orientation

- Do not install the sensors upside-down.
- The installation angle from the horizontal must be at least 15°.

An installation angle < 15° is not permitted, as otherwise the electrolyte may separate from the diaphragm at elevated temperatures. The electrolytic contact is then no longer guaranteed.



A0028039

 3 Installation angle at least 15° from the horizontal

A Permitted orientation

B Incorrect orientation

Installation instructions

- Before screwing in the sensor, make sure the assembly thread, the O-rings and the sealing surface are clean and undamaged and that the thread runs smoothly.
- Pay attention to the installation instructions provided in the Operating Instructions of the assembly used.
- ▶ Screw in the sensor and tighten by hand with a torque of 3 Nm (2.21 lbf ft) (specifications only apply if installing in Endress+Hauser assemblies).



For detailed information on removing the moistening cap, see BA01988C

Environment

Ambient temperature range

NOTICE

Risk of damage from frost!

- ▶ Do not use the sensor at temperatures below -15 °C (5 °F) .

Storage temperature

0 to 50 °C (32 to 122 °F)

Degree of protection

IP 68 (10 m (33 ft) water column, 25 °C (77 °F), 45 days, 1 M KCl)

Electromagnetic compatibility (EMC)

Interference emission and interference immunity as per EN 61326-1: 2013

Process

Process temperature range

-15 to 135 °C (5 to 275 °F)

Process pressure range

0.8 to 17 bar (11.6 to 246.5 psi) absolute

CAUTION

Pressurization of sensor due to prolonged use under increased process pressure

Possibility of sudden rupture and injury from glass splinters!

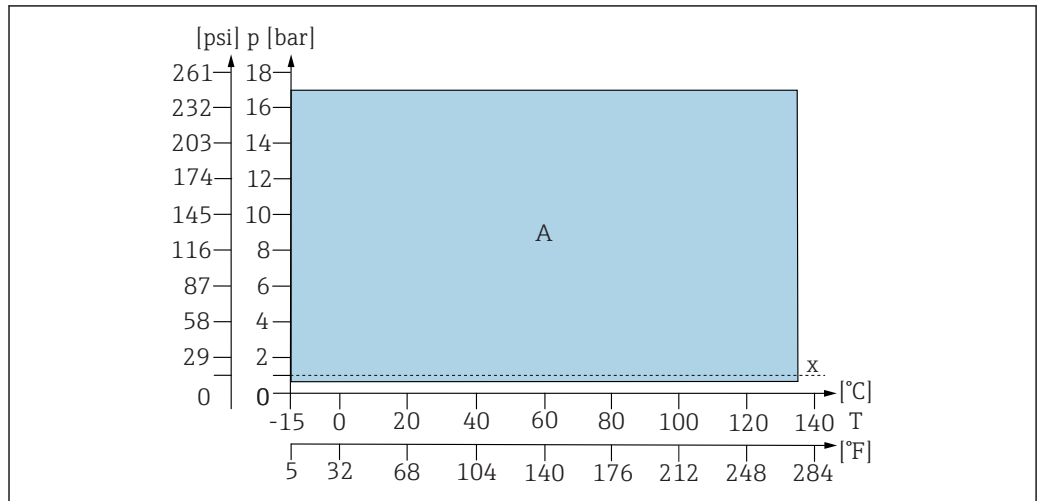
- ▶ Avoid fast heating of these pressurized sensors if they are used under reduced process pressure or under atmospheric pressure.
- ▶ When handling these sensors, always wear protective goggles and appropriate protective gloves.

Conductivity

Reference system AA:

minimum 50 µS/cm (minimized flow; pressure and temperature must be stable)

Pressure-temperature ratings



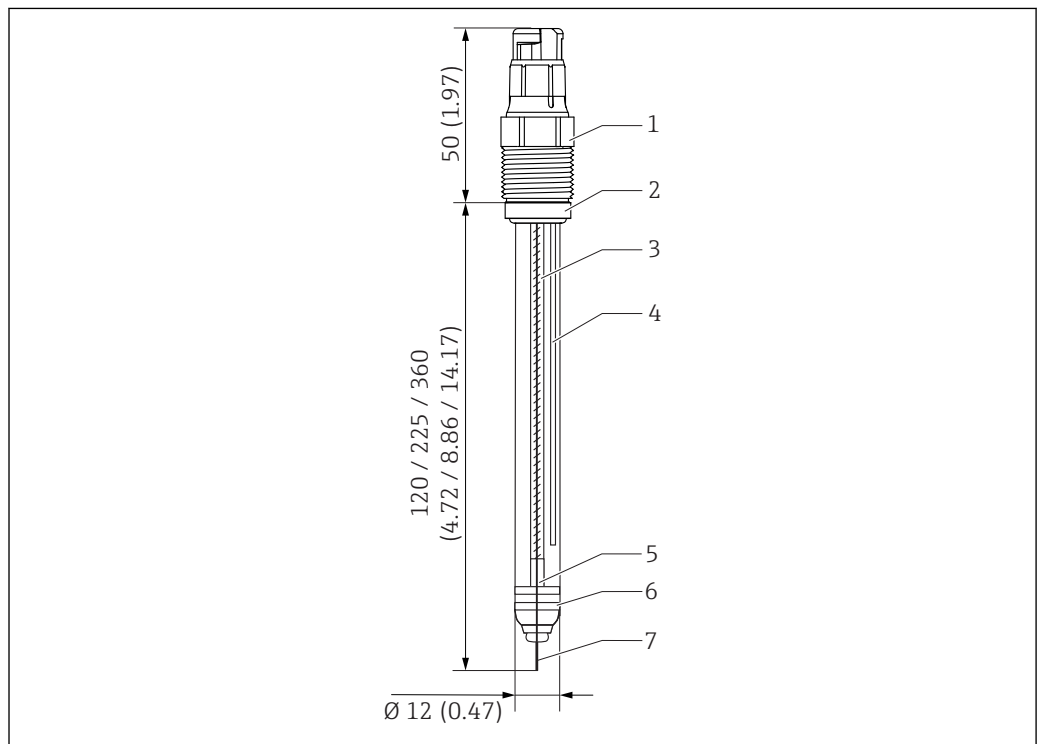
A0041477-EN

4 Pressure-temperature ratings

- A Applications G and P
- x Atmospheric pressure

Mechanical construction

Design, dimensions



A0042537

5 CPS12E with Memosens plug-in head. Engineering unit: mm (in)

- 1 Memosens plug-in head with process connection
- 2 O-ring with thrust collar
- 3 Internal reference lead
- 4 Reference lead
- 5 Temperature sensor
- 6 Junction
- 7 Gold or platinum electrode

Weight	Installed length	120 mm (4.72 in)	225 mm (8.86 in)	360 mm (14.17 in)	425 mm (16.73 in)
	Weight	40 g (1.4 oz)	60 g (2.1 oz)	90 g (3.2 oz)	100 g (3.5 oz)

Materials	Sensor shaft	Glass to suit process
	ORP measuring element	Platinum or gold
	Metal lead	Ag/AgCl
	Aperture	Ring-shaped PTFE diaphragm, sterilizable
	O-ring	FKM
	Process coupling	PPS fibre-glass reinforced
	Nameplate	ceramic metal oxide



Temperature sensor	NTC 30K
---------------------------	---------

Plug-in head	Memosens plug-in head for digital, non-contact data transmission, pressure resistance 16 bar (232 psi) (relative)
---------------------	---

Process connections	Pg 13.5
----------------------------	---------

Certificates and approvals

CE mark	The product meets the requirements of the harmonized European standards. As such, it complies with the legal specifications of the EU directives. The manufacturer confirms successful testing of the product by affixing to it the CE mark.
----------------	---

Ex approval	<p>ATEX II 1G Ex ia IIC T3/T4/T6 Ga</p> <p>IECEX Ex ia IIC T3/T4/T6 Ga</p> <p>NEPSI Ex ia IIC T3/T4/T6 Ga</p> <p>CSA C/US</p> <ul style="list-style-type: none"> ■ IS Cl. I Div 1, GP A-D Ex ia IIC T3/T4/T6 ■ IS Cl. I Zone 0, AEx ia IIC T3/T4/T6 <p>Japan Ex Ex ia IIC T3/T4/T6 Ga</p> <p>INMETRO Ex ia IIC T3/T4/T6 Ga</p> <p> Ex versions of digital sensors with Memosens technology are identified by an orange-red ring on the plug-in head.</p> <p> Pay attention to the instructions for Memosens data cable CYK10 and transmitter CM82.</p>
--------------------	--

TÜV certificate for Memosens plug-in head	Pressure resistance 16 bar (232 psi) relative, minimum three times the safety pressure
--	--

EAC	The product has been certified according to guidelines TP TC 004/2011 and TP TC 020/2011 which apply in the European Economic Area (EEA). The EAC conformity mark is affixed to the product.
------------	--


Ordering information

Product page	www.endress.com/cps12e
---------------------	--

Product Configurator

On the product page there is a **Configure** button to the right of the product image.

1. Click this button.
 - ↳ The Configurator opens in a separate window.
2. Select all the options to configure the device in line with your requirements.
 - ↳ In this way, you receive a valid and complete order code for the device.
3. Export the order code as a PDF or Excel file. To do so, click the appropriate button on the right above the selection window.

 For many products you also have the option of downloading CAD or 2D drawings of the selected product version. Click the **CAD** tab for this and select the desired file type using picklists.

Scope of delivery

The delivery comprises:

- Sensor in the version ordered
- Operating Instructions
- Safety instructions for the hazardous area (for sensors with Ex approval)

Accessories

The following are the most important accessories available at the time this documentation was issued.

- ▶ For accessories not listed here, please contact your Service or Sales Center.

Device-specific accessories**Assemblies****Unifit CPA842**

- Installation assembly for food, biotechnology and pharmaceuticals
- With EHEDG and 3A certificate
- Product Configurator on the product page: www.endress.com/cpa842

 Technical Information TI01367C

Cleanfit CPA875

- Retractable process assembly for sterile and hygienic applications
- For in-line measurement with standard sensors with 12 mm diameter, e.g. for pH, ORP, oxygen
- Product Configurator on the product page: www.endress.com/cpa875

 Technical Information TI01168C

Dipfit CPA140

- pH/ORP immersion assembly with flange connection for very demanding processes
- Product Configurator on the product page: www.endress.com/cpa140

 Technical Information TI00178C

Cleanfit CPA871

- Flexible process retractable assembly for water, wastewater and the chemical industry
- For applications with standard sensors with 12 mm diameter
- Product Configurator on the product page: www.endress.com/cpa871

 Technical Information TI01191C

Cleanfit CPA450

- Manual retractable assembly for installing sensors with a diameter of 120 mm in tanks and pipes
- Product Configurator on the product page: www.endress.com/cpa450

 Technical Information TI00183C

Cleanfit CPA473

- Stainless steel process retractable assembly with ball valve shutoff for particularly reliable separation of the medium from the environment
- Product Configurator on the product page: www.endress.com/cpa473



Technical Information TI00344C

Cleanfit CPA474

- Plastic process retractable assembly with ball valve shutoff for particularly reliable separation of the medium from the environment
- Product Configurator on the product page: www.endress.com/cpa474



Technical Information TI00345C

Dipfit CPA111

- Immersion and installation assembly made of plastic for open and closed vessels
- Product Configurator on the product page: www.endress.com/cpa111



Technical Information TI00112C

Flowfit CPA240

- pH/ORP flow assembly for processes with stringent requirements
- Product Configurator on the product page: www.endress.com/cpa240



Technical Information TI00179C

Flowfit CPA250

- Flow assembly for pH/ORP measurement
- Product Configurator on the product page: www.endress.com/cpa250



Technical Information TI00041C

Ecofit CPA640

- Set comprising adapter for 120 mm pH/ORP sensors and sensor cable with TOP68 coupling
- Product Configurator on the product page: www.endress.com/cpa640



Technical Information TI00246C

Buffer solutions

ORP buffer solution CPY3

- 220 mV, pH 7, 250 ml (8.5 fl oz)
- 468 mV, pH 0.1, 250 ml (8.5 fl oz)

Product Configurator on the product page: www.endress.com/cpy3

Measuring cable

Memosens data cable CYK10

- For digital sensors with Memosens technology
- Product Configurator on the product page: www.endress.com/cyk10



Technical Information TI00118C

Memosens laboratory cable CYK20

- For digital sensors with Memosens technology
- Product Configurator on the product page: www.endress.com/cyk20



www.addresses.endress.com
