


Utility Thermocouple Handle Probes

304 SS or Inconel® Sheath



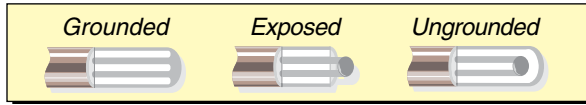
Shown smaller than actual size.

0.3 m (1') retractable cable expands to 1.5 m (5')

Connector included.

Handle is Permanently Molded to Probe Sheath, Includes Cable and Miniature Connector


- ✓ Molded Handle Rated to 220°C (425°F)
- ✓ Retractable Cable with Superior Memory Expands to 1.5 m (5')
- ✓ Subminiature Connector for Use with Handheld Thermometers
- ✓ 300, 450 and 600 mm (12, 18 and 24") Lengths Standard—Custom Lengths Available
- ✓ Companion RTD Probe, Type PR-16 omega.com/pr-16
- ✓ 304, 310, 316, 321 SS, Inconel and Super OMEGA CLAD® XL Sheaths



To Order				
Thermocouple Alloy	Sheath Dia. mm (inch)	Model No. 300 mm (12") Length	Model No. 450 mm (18") Length	Model No. 600 mm (24") Length
Iron-Constantan Inconel Sheath J	1.5 (1/16)	JHIN-116(*)-RSC-12	JHIN-116(*)-RSC-18	JHIN-116(*)-RSC-24
	3.0 (1/8)	JHIN-18(*)-RSC-12	JHIN-18(*)-RSC-18	JHIN-18(*)-RSC-24
	4.5 (3/16)	JHIN-316(*)-RSC-12	JHIN-316(*)-RSC-18	JHIN-316(*)-RSC-24
	6.0 (1/4)	JHIN-14(*)-RSC-12	JHIN-14(*)-RSC-18	JHIN-14(*)-RSC-24
Iron-Constantan 304 SS Sheath J	1.5 (1/16)	JHSS-116(*)-RSC-12	JHSS-116(*)-RSC-18	JHSS-116(*)-RSC-24
	3.0 (1/8)	JHSS-18(*)-RSC-12	JHSS-18(*)-RSC-18	JHSS-18(*)-RSC-24
	4.5 (3/16)	JHSS-316(*)-RSC-12	JHSS-316(*)-RSC-18	JHSS-316(*)-RSC-24
	6.0 (1/4)	JHSS-14(*)-RSC-12	JHSS-14(*)-RSC-18	JHSS-14(*)-RSC-24
CHROMECLA®-ALOMEGA®** Inconel Sheath K	1.5 (1/16)	KHIN-116(*)-RSC-12	KHIN-116(*)-RSC-18	KHIN-116(*)-RSC-24
	3.0 (1/8)	KHIN-18(*)-RSC-12	KHIN-18(*)-RSC-18	KHIN-18(*)-RSC-24
	4.5 (3/16)	KHIN-316(*)-RSC-12	KHIN-316(*)-RSC-18	KHIN-316(*)-RSC-24
	6.0 (1/4)	KHIN-14(*)-RSC-12	KHIN-14(*)-RSC-18	KHIN-14(*)-RSC-24
CHROMECLA®-ALOMEGA®*** 304 SS Sheath K	1.5 (1/16)	KHSS-116(*)-RSC-12	KHSS-116(*)-RSC-18	KHSS-116(*)-RSC-24
	3.0 (1/8)	KHSS-18(*)-RSC-12	KHSS-18(*)-RSC-18	KHSS-18(*)-RSC-24
	4.5 (3/16)	KHSS-316(*)-RSC-12	KHSS-316(*)-RSC-18	KHSS-316(*)-RSC-24
	6.0 (1/4)	KHSS-14(*)-RSC-12	KHSS-14(*)-RSC-18	KHSS-14(*)-RSC-24
CHROMECLA®-Constantan Inconel Sheath E	1.5 (1/16)	EHIN-116(*)-RSC-12	EHIN-116(*)-RSC-18	EHIN-116(*)-RSC-24
	3.0 (1/8)	EHIN-18(*)-RSC-12	EHIN-18(*)-RSC-18	EHIN-18(*)-RSC-24
	4.5 (3/16)	EHIN-316(*)-RSC-12	EHIN-316(*)-RSC-18	EHIN-316(*)-RSC-24
	6.0 (1/4)	EHIN-14(*)-RSC-12	EHIN-14(*)-RSC-18	EHIN-14(*)-RSC-24
CHROMECLA®-Constantan 304 SS Sheath E	1.5 (1/16)	EHSS-116(*)-RSC-12	EHSS-116(*)-RSC-18	EHSS-116(*)-RSC-24
	3.0 (1/8)	EHSS-18(*)-RSC-12	EHSS-18(*)-RSC-18	EHSS-18(*)-RSC-24
	4.5 (3/16)	EHSS-316(*)-RSC-12	EHSS-316(*)-RSC-18	EHSS-316(*)-RSC-24
	6.0 (1/4)	EHSS-14(*)-RSC-12	EHSS-14(*)-RSC-18	EHSS-14(*)-RSC-24
Copper-Constantan Inconel Sheath T	1.5 (1/16)	THIN-116(*)-RSC-12	THIN-116(*)-RSC-18	THIN-116(*)-RSC-24
	3.0 (1/8)	THIN-18(*)-RSC-12	THIN-18(*)-RSC-18	THIN-18(*)-RSC-24
	4.5 (3/16)	THIN-316(*)-RSC-12	THIN-316(*)-RSC-18	THIN-316(*)-RSC-24
	6.0 (1/4)	THIN-14(*)-RSC-12	THIN-14(*)-RSC-18	THIN-14(*)-RSC-24
Copper Constantan 304 SS Sheath T	1.5 (1/16)	THSS-116(*)-RSC-12	THSS-116(*)-RSC-18	THSS-116(*)-RSC-24
	3.0 (1/8)	THSS-18(*)-RSC-12	THSS-18(*)-RSC-18	THSS-18(*)-RSC-24
	4.5 (3/16)	THSS-316(*)-RSC-12	THSS-316(*)-RSC-18	THSS-316(*)-RSC-24
	6.0 (1/4)	THSS-14(*)-RSC-12	THSS-14(*)-RSC-18	THSS-14(*)-RSC-24

* Specify junction type: **E** (Exposed), **G** (Grounded), **U** (Ungrounded) or **S** (Surface). **Note:** PFA Coating is available, with a handle that is not molded in place. Order standard part number with a suffix "-PFA" for additional cost. 200°C (400°F) max.

** For highest temperature and stability rating, change "SS" or "IN" to "XL" for additional cost.
Ordering Examples: KHSS-18G-RSC-12, Type K, 3.0 mm (1/8") grounded junction, 300 mm (12") long, 304 stainless steel sheath
 For additional lengths, consult sales. To Order 310, 316, or 321 stainless steel sheath, change the "SS" in the model number to "310SS, 316SS, or 321SS"; no additional charge. KHXL-14G-RSC-12, Super OMEGA CLAD® XL Type K, 6 mm (1/4") grounded junction, 300 mm (12") long, 321 stainless steel sheath.



Retractable Cord

0.3 m (1') retractable cable expands to 1.5 m (5') Standard miniature connector mates with all handheld thermometers for convenient hook-up.

Thermocouple Probes with Built-In USB

Discount Schedule	
1-10 UnitsNet
11-24 Units10%
25-49 Units20%
50 and UpConsult Sales

PATENTED

Covered by U.S. and International patents and pending applications.

Economical Off-the-Shelf Special Tip Probes

* Temperature ratings are dependent on thermocouple type, sheath diameter and environment.

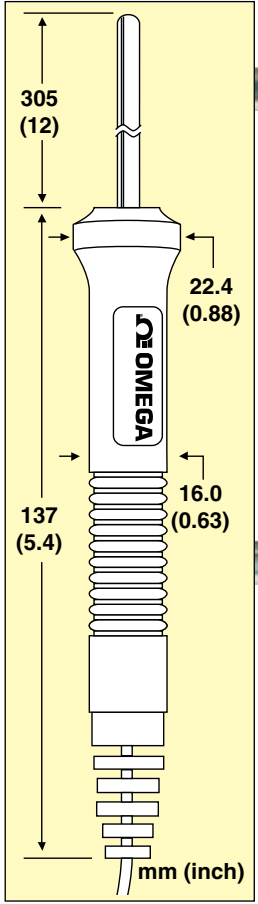
Recommended Digital Multimeter

HHM9007R

- ✓ Thermocouple Input
- ✓ 60,000 Count LCD
- ✓ True RMS AC + DC



HHM9007R test lead set and Type K thermocouple included. Visit us online for more information.



Air Probe

Exposed element allows airflow for fast measurement. Rated to 870°C (1600°F). Available with 4.5 mm (3/16") diameter and exposed junction only.

To order, add suffix **"-AP"** to model number for additional cost.

Ordering Example: KHSS-316E-RSC-12-AP, 300 mm (12") long handle probe, Type K, 4.5 mm (3/16") O.D., 304 SS sheath, exposed junction, air probe tip.

Penetration Probe (Very Popular)

Conical tip, for insertion into soft and semi-frozen material. Rated 1150°C (2100°F). Available with 4.5 mm (3/16") or 6 mm (1/4") diameter and grounded junction only.

To order, add suffix **"-NP"** to model number, for additional cost.

Ordering Example: KHSS-316G-RSC-12-NP, 300 mm (12") long handle probe, Type K, 4.5 mm (3/16") O.D., 304 SS sheath, grounded junction, conical probe tip.

SHEATH MATERIALS

Probes made from OMEGACLAD® wire are available with either 304 SS, 310 SS, 316 SS, 321 SS and Super XL or Inconel® 600 Sheathing. While all may be used in a variety of applications, the differences between them can help determine which should be used in a particular application. 304 SS is rated to 900°C (1650°F) and 321 SS is rated to 870°C (1600°F), while Inconel is rated to 1150°C (2100°F). Both materials are rated "Very Good" in oxidizing, vacuum and inert atmospheres, and rated "Good" in Hydrogen atmospheres. 304 SS and 321 SS are recommended for general chemical applications, food applications, oil refinery use and steam lines. 321 SS is the same as 304 except for the addition of titanium as a stabilizer. The titanium helps prevent weld decay at temperatures above 650°C (1200°F). Inconel 600 is preferred in gas furnaces, lead bath, and bath mixtures containing cyanide. Inconel should not be used in salt baths contaminated by sulphur. Super XL is rated to 1150°C (2100°F) and offers greater stability at high temperatures.