

# SERIES 12X SHORTSTOP® CIRCUIT BREAKERS

## AUTO, MANUAL & MODIFIED RESET CIRCUIT BREAKERS

### SPECIFICATIONS

#### Single Pole Thermal Type Breakers

**Applications:** Battery chargers, trucks, buses, RV's, trolling motors, etc.

**Rating:** 5-50A, 14VDC; 28VDC (Series 123, 124, & 125).

**Interrupt Rating:** Main Circuit Protection: 1.5kA @ 12VDC (Series 193 w/plastic cover); Branch Circuit Protection: 2.5kA @ 12VDC (Series 121 & 124 -01 sealed & Series 123 w/plastic cover).

**Operating Temperature Rating:** -40°F (-40°C) to 185°F (85°C).

**Storage Temperature Rating:** -40°F (-40°C) to 260°F (125°C).

**Materials:** Black UL-Rated thermoplastic body (thermoset for Type II body & buttons); Cover is grey thermoplastic or steel-Type I gold, Type II silver.

**Marking:** Custom marking available. Consult factory for options.


**Termination:** #10-32 thread and quick-connect options available.

**Torque Rating:** 24in-lb (2.7Nm) max.

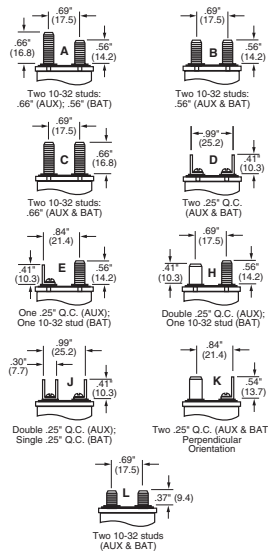
**Mounting Torque Rating:** Plastic cover - 15in-lb (1.7Nm); Metal cover - 30in-lb (3.4Nm).

**Ingress Protection Rating:** IP66 on plastic cover version only (except for terminals).

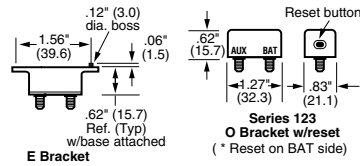
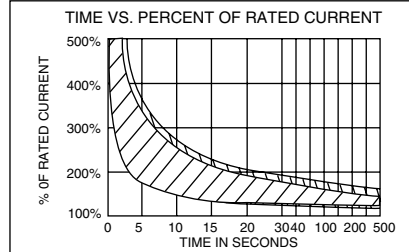
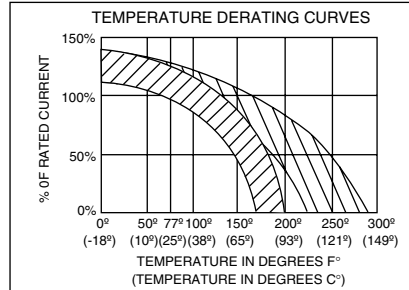
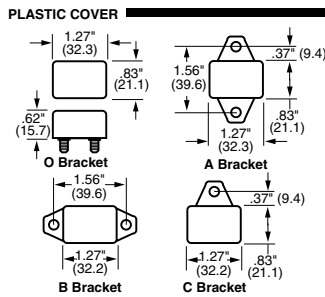
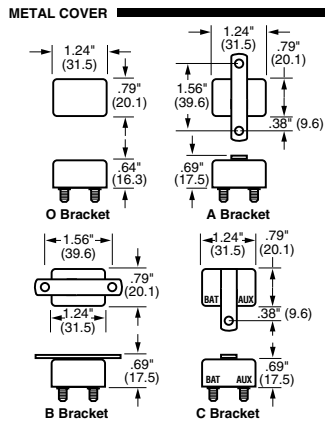
**Compliances:** SAE J553; SAE J1171 (consult factory for Ignition Protection ratings).



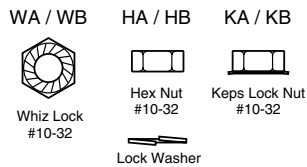
### TERMINAL OPTIONS



### COVER & BRACKET OPTIONS (Dims. shown are for reference only. Consult factory for latest prints)



### HARDWARE



### PART NUMBERING SYSTEM

Series	Terminal	Rating	Bracket	Mtg. Holes	Cover*	Options	Hardware
121 - Type I, 14 VDC	A - Two 10-32 studs; .66 (Aux), .56 (Bat)	05 - 5 amps	0 - No bracket	0 - No bracket	M - Metal*	01 - Waterproof (metal covers only)	WA - Whiz-lock nut assembled
122 - Type II, 14 VDC	B - Two 10-32 studs; .56 (Aux & Bat)	08 - 8 amps	A - Bracket	1 - .140 dia.	P - Plastic*		WB - Whiz-lock nut bulk
123 - Type III, 28 VDC	C - Two 10-32 studs; .66 (Aux & Bat)	10 - 10 amps	B - Bracket	2 - .196 dia.		02 - Splashproof (optional on metal covers - add 02 suffix; std. on plastic covers - omit 02 suffix.)	HA - Nut & lock washer assembled
124 - Type I, 28 VDC	***D - Two .250 QC; (Aux & Bat)	12 - 12 amps	C - Bracket	3 - .237 dia. (metal only)			HB - Nut & lock washer bulk
124 - Type II, 28 VDC		15 - 15 amps	E - Bracket (plastic only)	4 - .265 dia. (plastic only)			KA - Keps lock nut assembled
125 - Type I, 28 VDC	**H - One 10-32 stud .56 (Bat), Double .250 QC (Aux)	20 - 20 amps		5 - .228 dia. (plastic only)			KB - Keps lock nut bulk
125 - Type II, 28 VDC	L - Two 10-32 studs; .37 (Aux & Bat)	25 - 25 amps		6 - .221 dia. (metal only)			

\*Series 123 available in plastic cover only. Series 122 & 125 available in metal cover only. \*\*40A maximum \*\*\*30A maximum