



Spring Loading Options for 1/4" Diameter Probes


Simplifies Sensor Installation into Thermowells and Other Applications

SLK/SLF Series

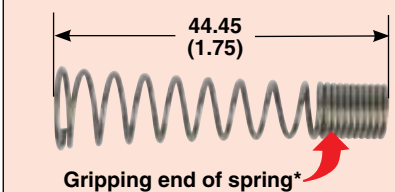
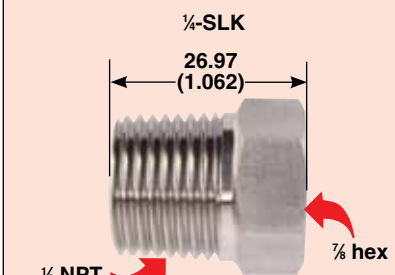



- ✓ Easy Installation on any 1/4" Diameter Probe (RTD, Thermocouple or Thermistor)
- ✓ Self Gripping Spring Design Allows Unlimited Adjustability
- ✓ Great For Installing Replacement Sensors in Thermowells
- ✓ Spring Loaded Fitting Can be Used with 1/2 NPT Connection Heads

For RTD Probes
Visit omega.com/rtds
For Thermocouple Probes
Visit omega.com/thermocouples



Dimensions: mm (inch)



*Spring material: 0.89 (0.035) diameter music wire (ASTM A228)

To Order Visit omega.com/slk-slf for Pricing and Details		
Model No.	Description	Probe Diameter
1/4-SLK	Spring loading kit for 1/2 NPT ports	0.25"
SLF-12-12-14	Spring loaded fitting for use with 1/2 NPT connection heads	0.25"

Comes complete with installation instructions.

Notes: 1/4-SLK: To install slide hex housing onto your probe with the 1/2 NPT threads pointed toward your thermowell or other suitable attachment point. Slide the self-gripping spring onto your probe with the wide end toward the hex housing and slide into place. Position of the assembly can be adjusted as needed.

SLF-12-12-14: To install the fitting onto your probe, slide the probe tip into the larger opening end of the fitting, twist the probe clockwise while pushing the probe through the fitting. Install the probe to the desired length, if needed the probe can be pulled through to re-adjust the position of the fitting.

Ordering Examples: 1/4-SLK, includes hex housing with 1/2 NPT male thread and self gripping spring.

SLF-12-12-14, fitting with 1/2 NPT male threads both ends with self gripping spring inside housing.