

DATASHEET

EtherNet/IP™ to Modbus® Serial Communication Gateway PLX31-EIP-MBS

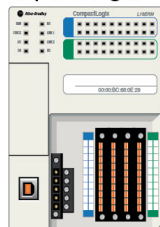
ProSoft Technology's EtherNet/IP™ to Modbus® Serial communication gateway allows high-speed bi-directional data transfers between EtherNet/IP™ PACs or devices and Modbus®-enabled PACs or devices.

EtherNet/IP™ PACs include Rockwell Automation® ControlLogix® and CompactLogix™, as well as several Schneider Electric® controllers. Modbus® Serial devices are widely used in nearly every industry and include SCADA systems and Power Monitors.

The gateway includes several features that allow for simplified integration, reduced commissioning time and optimized performance.



CompactLogix™ L1

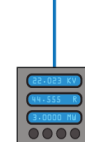
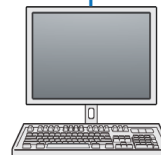


EtherNet/IP™

PLX31-EIP-MBS



Modbus® Serial



Power Monitors

Features

- ◆ Data prioritization: Multiple I/O connections allow you to set RPIs for status and/or control data, optimizing Ethernet bandwidth.
- ◆ Includes an embedded EDS Add-On Profile, allowing for simplified integration and reduced commissioning time.
- ◆ Includes a SD card slot (SD card optional) for storing configuration files. This can be used for disaster recovery.
- ◆ ProSoft Discovery Service: This utility allows your PC to see the gateway and change its default IP address without being on the same subnet.
- ◆ Secure module configuration via module switch (v1.04 and greater).
- ◆ Up to 10,000 16-bit registers can be used to exchange large amounts of data.

Specifications

EtherNet/IP Specifications

Specification	Description
Number of Class 3 Server Connections	5
Supported PLC Types	PLC2, PLC5, SLC, CLX, CMLPX, MICROLX
Supported Message Types	PCCC and CIP
Class 3 Client Connections	Connected: 2 Unconnected: 1
Number of Class 1 I/O Connections	2
I/O connection sizes	248/248
Max RPI time	5 ms per connection
CIP Services Supported	0x4C - CIP Data Table Read 0x4D - CIP Data Table Write CIP Generic
Command List	Support for 100 commands per Client, each configurable for command type, IP address, register to/from addressing and word/bit count.
Command Sets	PLC-2/PLC-3/PLC5 Basic Command Set PLC5 Binary Command Set PLC5 ASCII Command Set SLC500 Command Set

Modbus Serial Specifications

Specification	Description
Command List	Up to 100 commands per Master port, each fully configurable for Function Code, slave address, register to/from addressing and word/bit count.
Supported Modbus Function Codes	1: Read Coil Status 2: Read Input Status 3: Read Holding Registers 4: Read Input Registers 5: Force (Write) Single Coil 6: Preset (Write) Single Holding Register 15: Force (Write) Multiple Coils 16: Preset (Write) Multiple Holding Registers 22: Mask Write Holding Register (Slave Only) 23: Read/Write Holding Registers (Slave Only)
Software configurable communication parameters	Baud rate: 110 baud to 115.2 kbps Parity: None, Even, Odd Data Size: 7 or 8 bits Stop bits: 1 or 2 RTS on/off delay: 0 to 65535 milliseconds Modbus RTU mode (binary) with CRC-16 Modbus ASCII mode with LRC error checking Floating Point Data Floating point data movement supported, including configurable support for Enron and Daniel implementations
Polling of Command List	Configurable polling of command list, including continuous and on change of data, and dynamically user or automatic enabled.
Status Data	Error codes available on an individual command basis. In addition, a slave status list is maintained
Node Address	1 to 247 (software selectable)
RS Interface	RS232, RS422, and RS485
Transmit and Receive Buffer Size	255 byte Transmit character length with 0 to 65535 millisecond delay between each transmitted character



Where Automation Connects™

Global Distribution

ProSoft Technology® products are distributed and supported worldwide through a network of over 500 distributors in over 50 countries. Our knowledgeable distributors are familiar with your application needs. For a complete list of distributors, go to our website at:

www.prosoft-technology.com

Global Support

We are there for you

All ProSoft Technology products are backed with free technical support. Contact our worldwide Technical Support team directly by phone or email.

Global Offices

We are where you are

ProSoft Technology has regional offices worldwide available to help you with all your industrial application needs. If you need help choosing a ProSoft Technology solution for your particular application, check out our contact information under distributor sales on the website at:

www.prosoft-technology.com

Whether your application is large or small, our technical professionals are there to help you choose the right communication solution.

Hardware Specifications

Specification	Description
Power Supply	24 VDC nominal 10 to 36 VDC allowed Positive, Negative, GND Terminals
Current Load	24 VDC nominal @ 300 mA 10 to 36 VDC @ 610 mA maximum
Operating Temperature	-25°C to 70°C (-13°F to 158°F)
Storage Temperature	-40°C to 80°C (-40°F to 176°F)
Shock	IEC 60068-2-27; 15G @ 11ms, 3-Axis (Operational) IEC 60068-2-27; 30G @ 18ms, 3-Axis (Non-Operational)
Vibration	IEC 60068-2-6; 5G @ 10 to 150 Hz
Relative Humidity	5% to 95% RH with no condensation
Dimensions (H x W x D)	5.38 x 1.99 x 4.38 in 13.67 x 5.05 x 11.13 cm
LED Indicators	Configuration (CFG), Error (ERR), Power (PWR), Hardware Fault (FLT), Network Status (NS), EtherNet/IP™ Class I or Class III Connection Status (EtherNet/IP Only) Module Status (MS), Module Configuration Status (EtherNet/IP Only) Ethernet Communication Port Link/Activity, and 100 mbit Serial Communication Port Receive (RX) and Transmit (TX)
Ethernet Port	10/100Mbit full- and half-duplex RJ45 Connector Electrical Isolation 1500 Vrms at 50 to 60 Hz for 60 seconds, applied as specified in section 5.3.2 of IEC 60950: 1991 Ethernet Broadcast Storm Resiliency is less than or equal to 5000 [ARP] frames-per-second and less than or equal to 5 minutes duration
Number of Serial Ports	1
Serial Port Isolation	2500 Vrms port signal isolation per UL 1577. Serial port communication signal uses RF (Radio Frequency) modulation signal as isolation media.
Shipped With Each Unit	2.5 mm screwdriver J180 Power Connector (1) RJ45-DB9M Serial Adapter Cable (serial protocol) (1) DB9 to Screw Terminal Adapter (serial protocol)
Enclosure Rating	IP20, NEMA/UL Open Type, DIN Rail

Agency Approvals and Certifications

Please visit our website: www.prosoft-technology.com



Additional Products

ProSoft Technology® offers a full complement of hardware and software solutions for a wide variety of industrial communication platforms. For a complete list of products, visit our website at: www.prosoft-technology.com

Ordering Information

To order this product, please use the following:

EtherNet/IP™ to Modbus® Serial Communication Gateway

PLX31-EIP-MBS

To place an order, please contact your local ProSoft Technology distributor. For a list of ProSoft Technology distributors near you, go to: www.prosoft-technology.com and select *Where to Buy* from the menu.

Copyright © 2022 ProSoft Technology, Inc.

All Rights Reserved. 7/21/2022

For Public Use.

Specifications subject to change without notice.