



## 200 SERIES

- Switch adjustment ranges from vacuum through 6,000 psig depending on model
- 200V & 200L: Standard Brass with NBR diaphragm wetted parts, 200H: Standard Zinc-nickel with NBR diaphragm wetted parts
- SPST or SPDT snap-action switch with solid Silver contacts
- CE compliant to suppress RFI, EMI and ESD
- RoHS compliant

### APPLICATIONS

- Hydraulics & pneumatics
- Pumps & compressors
- Tank monitoring
- Leak detection
- Water management

### SPECIFICATIONS

<b>Switching parameters</b>	
Function	SPST or SPDT
Contact rating*	5A @ 125/250 Vac 5A @ 12/24 Vdc
Repeatability	See Chart 1 on page 111
Hysteresis	See Chart 2 on page 111
Contact material	Solid Silver, self-cleaning, optional gold-plated
Frequency	Max. 100 cycles/min
Switch type	Snap action
Pressure ranges	-5 inHg to -28 inHg (350 psig) through 1000 psig to 6,000 psig (9,000 psig)
Service life	>1,000,000 load cycles
Temperature ranges	Media -4 °F to 176 °F (-20 °C to 80 °C) Ambient -4 °F to 176 °F (-20 °C to 80 °C) Storage -4 °F to 176 °F (-20 °C to 80 °C)
Proof pressure	Static = 9000 psi (620 bar) Dynamic = 7500 psi (517 bar)
Measuring element	200V: Brass, NBR diaphragm 200L: Brass, NBR diaphragm 200H: Zinc-nickel, NBR diaphragm
Housing material	Zinc-nickel plated Steel
Environmental rating	IP00 - Exposed Terminals IP65 - DIN EN 175301-803 Form A IP69 - M12, Flying Leads & Deutsch Integral
Weight	Approximately 0.2 lb.

\* Gold contacts may be required for less than 12 VDC and 20 milliamps



ORDERING INFORMATION		
<b>SERIES</b>	<b>200V</b> 200 Vacuum Series <b>200L</b> 200 Low Pressure Series	<b>200H</b> 200 High Pressure Series
<b>SWITCH FUNCTIONS</b>	<b>1</b> SPST, Normally open <b>2</b> SPST, Normally closed	<b>3</b> SPDT
<b>PROCESS CONNECTIONS</b>	<b>1</b> 1/8" NPT male <b>2</b> 1/4" NPT male <b>10</b> G 1/4B	<b>31</b> 9/16-18 SAE Male, Non-Adjustable <b>33</b> G 1/8B <b>45</b> 7/16-20 SAE Male, Non-Adjustable
<b>200V VACUUM PRESSURE SWITCH ADJUSTMENT RANGES (Max. working pressure)</b>	<b>5/25-vac</b> -5 inHg to -25 inHg (350 psig)	
<b>200L LOW PRESSURE SWITCH ADJUSTMENT RANGES (Max. working pressure)</b>	<b>3/15</b> 3 psig to 15 psig (350 psig) <b>5/30</b> 5 psig to 30 psig (350 psig)	<b>15/75</b> 15 psig to 75 psig (350 psig) <b>50/150</b> 50 psig to 150 psig (350 psig)
<b>200H HIGH PRESSURE SWITCH ADJUSTMENT RANGES (Max. working pressure)</b>	<b>10/85</b> 10 psig to 85 psig (9,000 psig) <b>65/300</b> 65 psig to 300 psig (9,000 psig) <b>125/600</b> 125 psig to 600 psig (9,000 psig)	<b>500/2500</b> 500 psig to 2,500 psig (9,000 psig) <b>500/3500</b> 500 psig to 3,500 psig (9,000 psig) <b>1000/6000</b> 1,000 psig to 6,000 psig (9,000 psig)
<b>ELECTRICAL CONNECTIONS†</b>	<b>4</b> Spade Terminals (1/4 x 1/32) <b>8</b> DIN EN 175301-803 Form A <b>34</b> Packard 3-Pin <b>46</b> Deutsch Integral 3-Pin (DT04-3P) <b>66</b> Deutsch Integral 2-Pin (DT04-2P) ** <b>69</b> M12 x 1 3-Pin <b>77</b> 18" Flying Leads <b>78</b> 6-32 Terminal Screws <b>96</b> Weatherpack Tower, 2-Pin Female**, ** <b>97</b> Weatherpack Tower, 2-Pin Male**, **	<b>98</b> Weatherpack Shroud, 2-Pin Female**, ** <b>99</b> Weatherpack Shroud, 2-Pin Male**, ** <b>100</b> Deutsch 2-Pin Male (DT04-2P)*, ** <b>101</b> Deutsch 3-Pin Male (DT04-3P)* <b>103</b> Deutsch 2-Pin Female Socket (DT06-2S)*, ** <b>104</b> Deutsch 3-Pin Female Socket (DT06-3S)* <b>110</b> Weatherpack Tower, 3-Pin Female* <b>111</b> Weatherpack Tower, 3-Pin Male* <b>112</b> Weatherpack Shroud, 3-Pin Female* <b>113</b> Weatherpack Shroud, 3-Pin Male*
<b>OPTIONS***</b>	<b>AU</b> Gold Plated Contacts <b>EP</b> EPDM Diaphragm (-10/250 °F) <b>HNBR</b> Low Temp Nitrile Diaphragm (-40/110 °F)	<b>VT</b> FKM Diaphragm (0/250 °F) <b>KP</b> Polyimide Diaphragm (-40/230 °F) <b>SS</b> 316 SS Wetted Materials

Please consult your local NOSHOK Distributor or NOSHOK, Inc. for availability and delivery information.

\* Options attached to Flying Leads

\*\* For SPST only

\*\*\* Not all options are available for all ranges, consult factory

† Other electrical connections available, consult the factory

### EXAMPLE

Series .....200 Low Pressure Series  
 Switch function..... SPST, normally open  
 Process connection ..... 1/4" NPT Male  
 Adjustable range .....5 psig to 30 psig (350 psig)  
 Electrical connection ..... DIN EN 175301-803 Form A

200L - 1 - 2 - 5/30 - 8

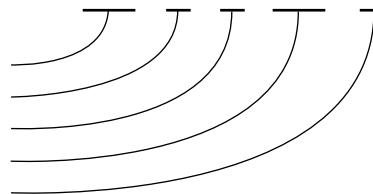


Chart 1

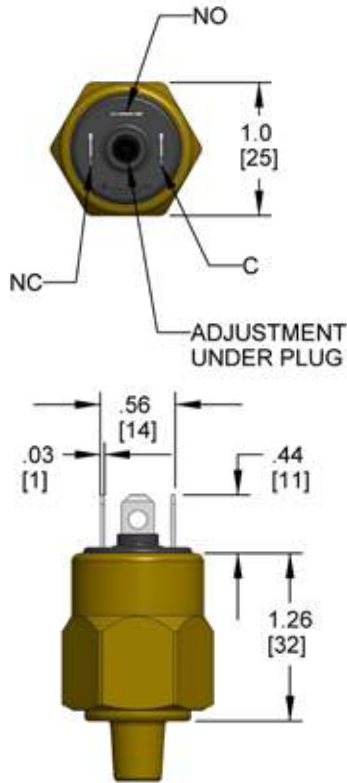
Series	Range	Repeatability
200V	5 - 25 inHg	1 psi or 5% of setpoint
200L	3 - 15	1 psi or 5% of setpoint
	5 - 30	
	15 - 75	
	50 - 150	
200H	10 - 85	2% of full setpoint range
	65 - 300	
	125 - 600	
	500 - 2,500	
	500 - 3,500	
	1,000 - 6,000	

Chart 2

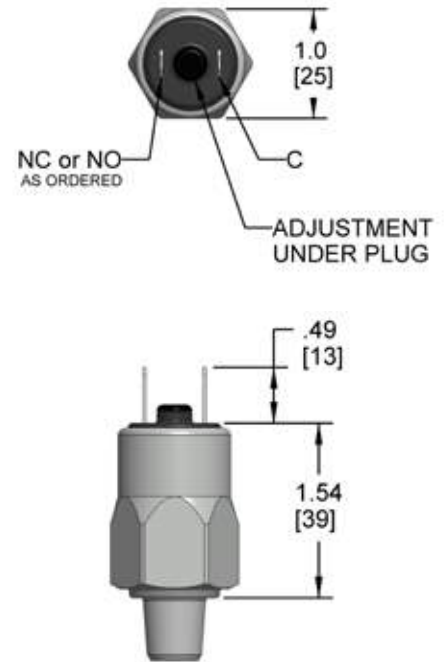
Series	Range	Hysteresis
200V	5 - 25 inHg	4-6 inHg
200L	3 - 15	2-5 psi
	5 - 30	3-7 psi
	15 - 75	4-7 psi
	50 - 150	7-15 psi
200H	10 - 85	1-10 psi
	65 - 300	8-30 psi
	125 - 600	20-80 psi
	500 - 2500	70-300 psi
	500 - 3500	75-300 psi
	1000 - 6000	150-600 psi

# Dimensions

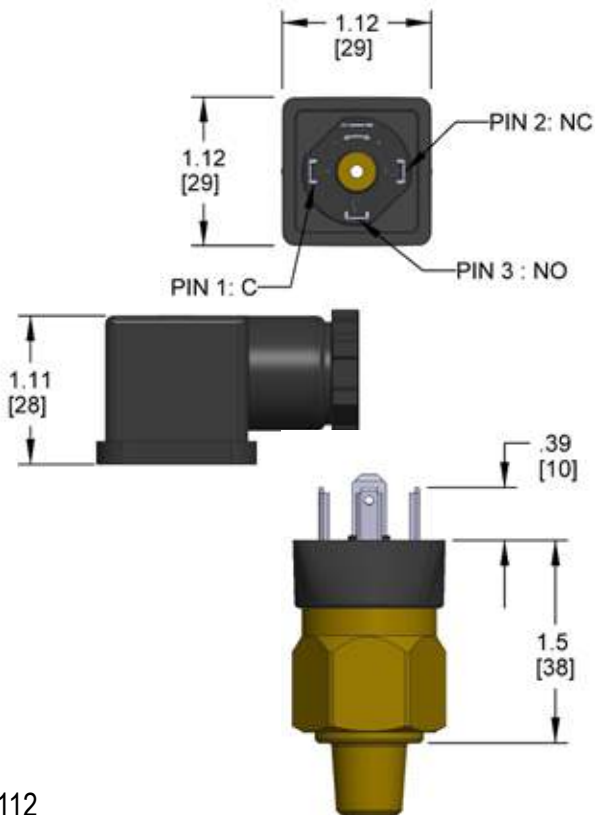
## 200V & 200L Spade Terminals



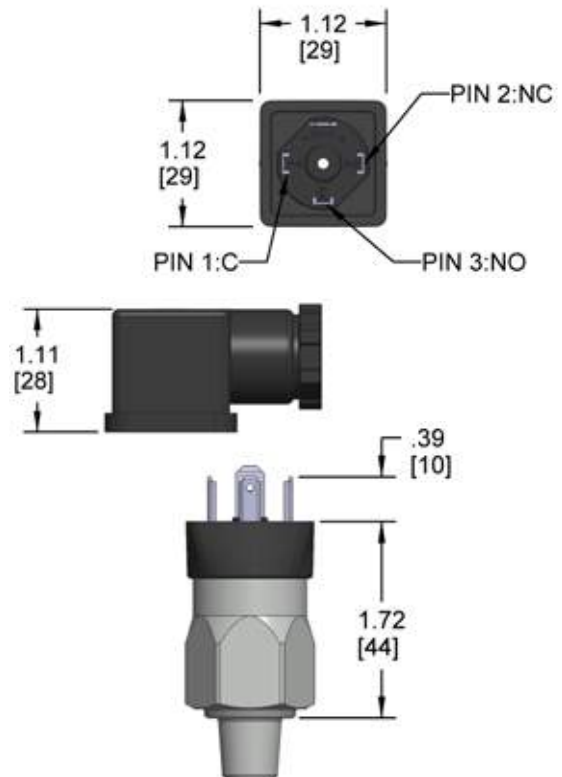
## 200H Spade Terminals



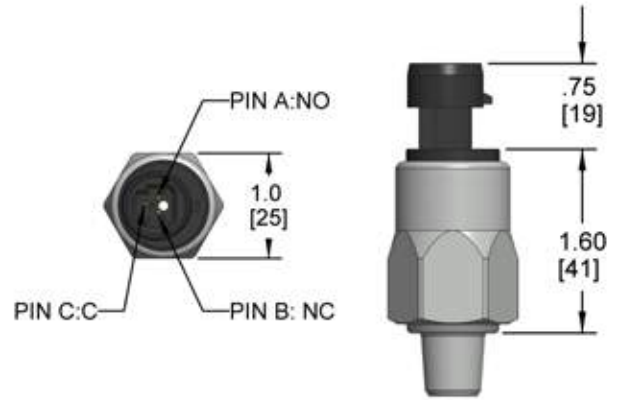
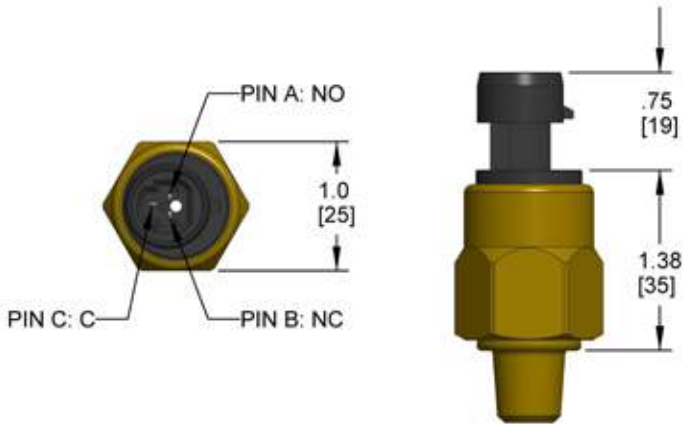
## To 200V & 200L DIN EN 175301-803 Form A



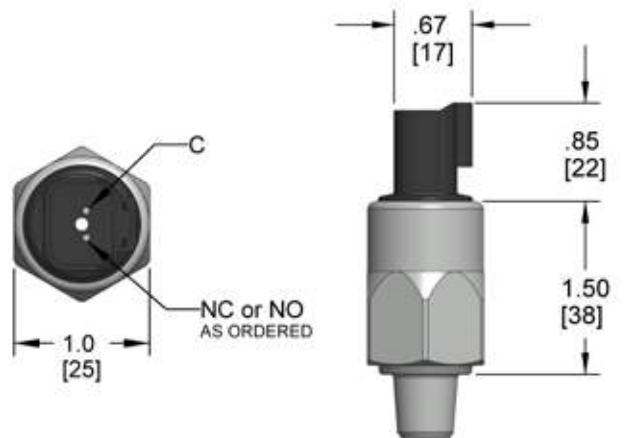
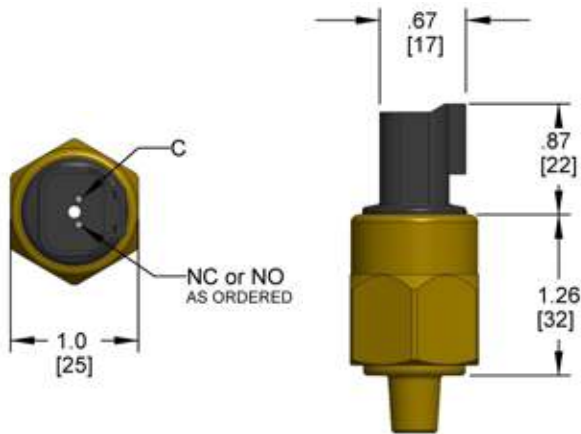
## 200H DIN EN 175301-803 Form A



**200V & 200L Packard 3-Pin** **200H Packard 3-Pin**

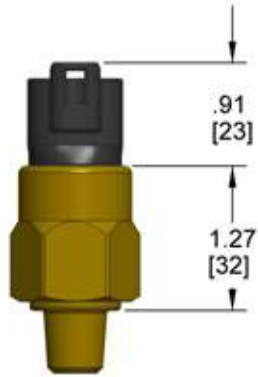
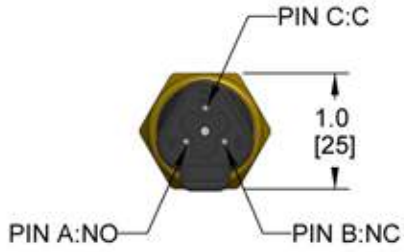


**200V & 200L 2-Pin Deutsch** **200H 2-Pin Deutsch**

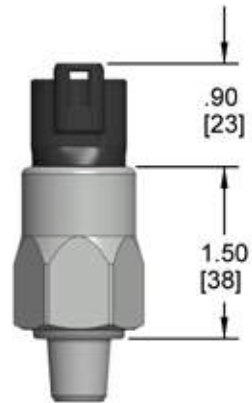
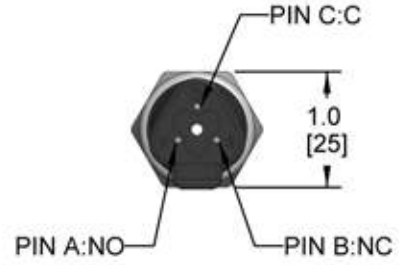


# Dimensions

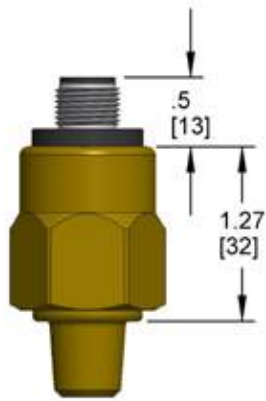
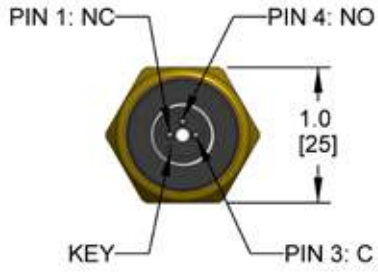
200V & 200L 3-Pin Deutsch



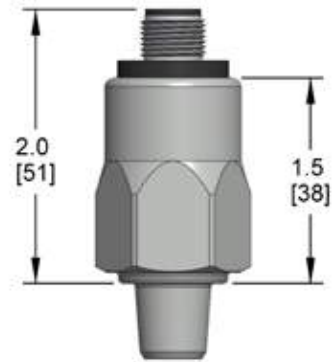
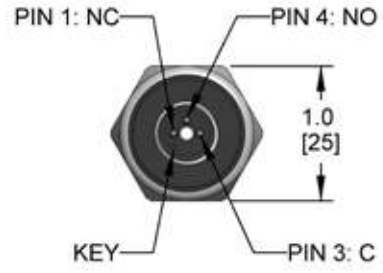
200H 3-Pin Deutsch



200V & 200L M12 x 1 (3-Pin)

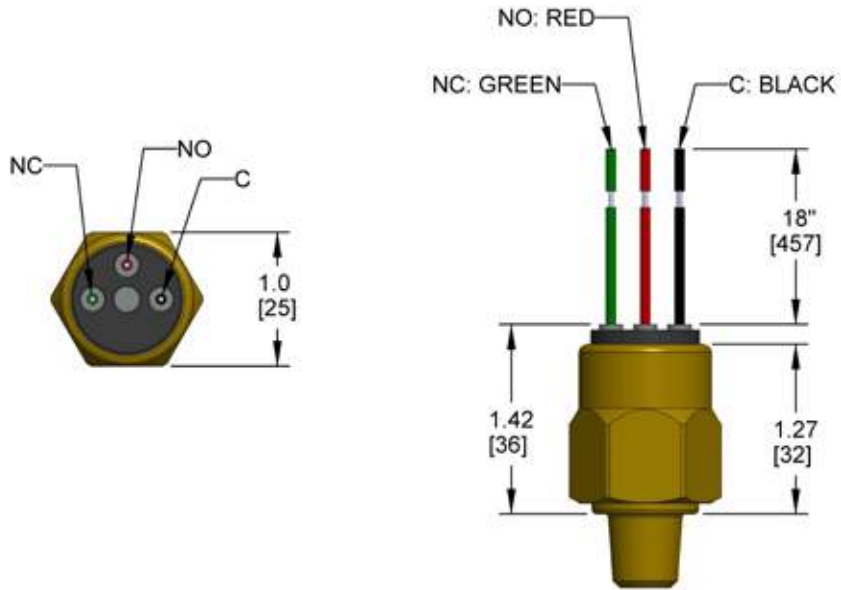


200H M12 x 1 (3-Pin)

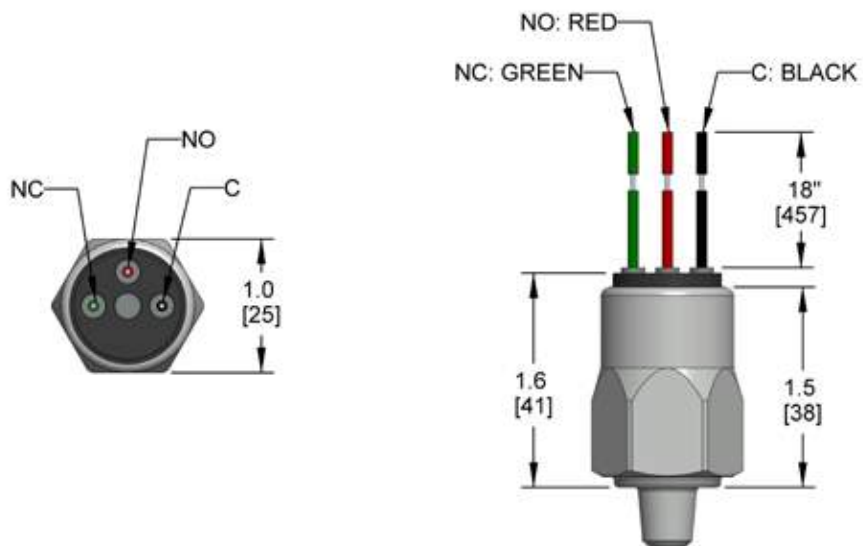


# Dimensions

## 200V & 200L 18" Flying Leads



## 200H 18" Flying Leads



**200V & 200 L Terminal Screws** **200H Terminal Screws**

