

CAN-IB200/PCIE

Active CAN Interface for PCI Express

1-4 x CAN (High-/Low-Speed), LIN

With the CAN-IB200/PCIE HMS offers an interface board based on a modern and highly modular concept. The board covers the entire range of field buses, such as CAN (ISO 11898-2), fault tolerant CAN (ISO 11898-3) and LIN.



FEATURES AND BENEFITS

- Active card with 32 bit microcontroller
- Easy expandable via field bus expansion and expansion board
- Up to four CAN channels (High-/Low-Speed optional switchable)
- LIN optional
- Optional galvanic isolation of the CAN interface
- Uniform driver packages support all IXXAT CAN and CAN-FD interfaces and allow easy change of the PC interface type
- Powerful programming interface for Windows "VCI" as well as "ECI" for Linux, QNX, RTX, INtime and VxWorks

VERSIONS

The CAN-IB200/PCIE is available with up to four CAN channels and can be delivered with galvanic isolated interfaces. For use in the automotive field the high-speed CAN channels can optionally be switched to low-speed CAN via software. In addition, the card can be equipped with up to four LIN interfaces. Furthermore, the modular architecture of the interface card enables the easy extension with customer specific interfaces via piggyback modules.

Due to the high number of interfaces, the board is also suitable for demanding applications - such as

- test benches,
- handling systems or
- manufacturing plants.

If necessary, the number of interface channels can be extended by using multiple cards within one PC.

The board is supported by the IXXAT driver packages and higher layer protocol APIs as well as by the IXXAT tool suite.

TECHNICAL SPECIFICATIONS

PC bus interface	PCI express (V1.1)
PC address range	Plug & Play
Interrupts	Plug & Play
Microcontroller	32 bit microcontroller
CAN interface	1, 2 or 4 CAN interfaces; CAN 2.0 A/B; Sub-D9 plug according to CiA 303-1 Optional: CAN Low-Speed (switchable via software between CAN High-Speed and Low-Speed) Optional: Galvanic isolation (1 kV, 1 sec.)
LIN interface	Optional: up to 4 LIN (ISO 9141) interfaces; Sub-D9 plug
Power supply	3.3 V DC, 390 mA typ.
Temperature range	0 °C ... +70 °C
Certification	CE, FCC
Size	Approx. 65 x 105 mm (available as standard and low-profile version)

CONTENTS OF DELIVERY

- PC/CAN interface card, manual
- CAN driver VCI for Windows 11, Windows 10 (32/64) / Windows 8 (32/64) / Windows 7 (32/64) / Windows XP SP2 (older versions on request)
- Simple CAN monitor "canAnalyser Mini"

File

Version

Size

Read online

Order numbers

Standard Slot Bracket Version

CAN ports	Galv. iso.	Order numbers	Optional expansions	Additional information
1	-	1.01.0233.11000		
1	X	1.01.0233.12001	1 x Fieldbus Expansion For variants and order numbers see table below	
2	X	1.01.0233.22001	1-2 x Fieldbus Expansion For variants and order numbers see table below	
4	X	1.01.0233.22001 + 1.01.0242.22000 Multi CAN Expansion		Two CAN ports on each SUB-D9 plug
4	X	1.01.0233.22001 + 1.01.0240.22103 CAN Expansion Board	1-4 x Fieldbus Expansion For variants and order numbers see table below	Two slot bracket ports required

Fieldbus Expansions

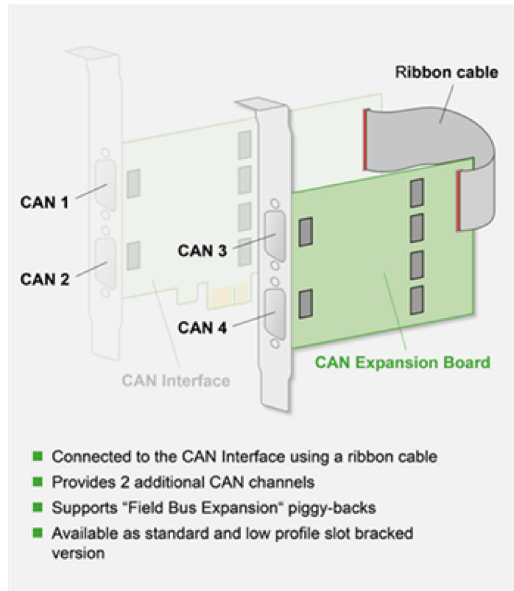
Type	Galv. iso.	Order numbers
CAN Low-Speed (ISO 11898-3)	X	1.01.0241.20001
LIN (ISO 9141), V Bat 8-48 V DC extern	X	1.01.0241.20014
CAN Low-Speed (ISO 11898-3) + LIN (ISO 9141)	X	1.01.0241.20100

Expansions

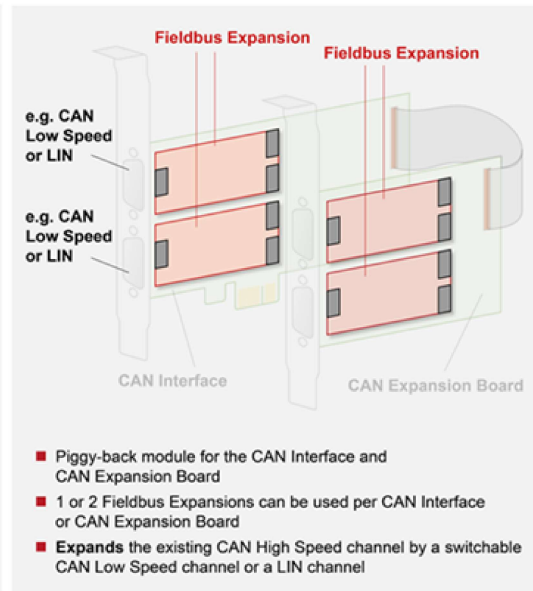
(click to enlarge)



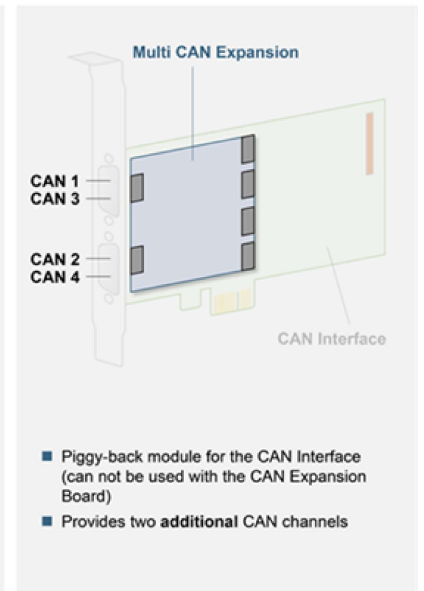
CAN Expansion Board






Fieldbus Expansion



Multi CAN Expansion



Accessories

Product image	Type	Order number
	Sub-D9 Connector with CAN Termination	1.04.0075.03000
	CAN cable	1.04.0076.00180
	Y CAN cable	1.04.0076.00001
More accessories and detailed information...		