

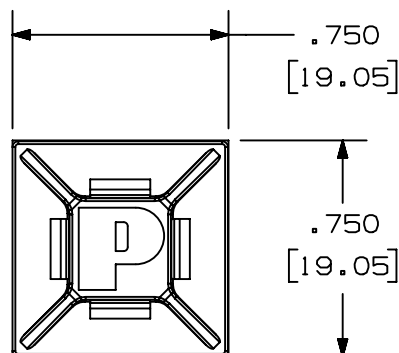
THIS COPY IS PROVIDED ON A RESTRICTED BASIS AND IS NOT TO BE USED IN ANY WAY DETRIMENTAL TO THE INTERESTS OF PANDUIT CORP.

PANDUIT PART NUMBER	WEIGHT lbs. / 100 Pcs. [g / 100 Pcs.]	CABLE TIE CROSS SECTION COMPATABILITY
ABMM-AV	0.113 [51.3]	MINIATURE INTERMEDIATE

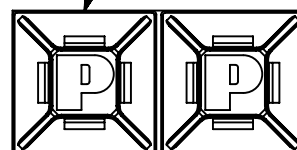


NOTES:

1. SEE www.panduit.com FOR CURRENT PART NUMBER SUFFIX DESIGNATION AND FOR PACKAGE SIZE AND PART COLOR.
2. MOUNTS ARE SUPPLIED IN STRIPS OF TWO.
3. MOUNT HAS A CONTINUOUS OPERATING TEMPERATURE OF 158°F (70°C).
4. DIMENSIONS IN BRACKETS ARE METRIC [mm]
5. NO WARRANTY, EXPRESSED OR IMPLIED, IS MADE BY PANDUIT WITH RESPECT TO ADHESIVE BOND PERFORMANCE. AMONG OTHER THINGS, THE CONDITIONS UNDER WHICH THESE MOUNTS MAY BE APPLIED ARE BEYOND PANDUIT'S CONTROL.
6. ALL MATERIALS AND COMPONENTS USED MEET THE MATERIAL RESTRICTIONS OF RoHS (EUROPEAN DIRECTIVE 2011/65/EU ON THE RESTRICTION OF HAZARDOUS SUBSTANCES) AS PROPOSED BY THE RoHS TECHNICAL ADAPTATION COMMITTEE.
7. UNLESS OTHERWISE SPECIFIED DIMENSIONAL TOLERANCES ARE:
±0.030 [0.76]



- SEE NOTE 2



TO APPLY MOUNTS:

PRELIMINARY: CLEAN SURFACE WITH A CLEAN CLOTH AND ISOPROPYL ALCOHOL. ALLOW SURFACE TO AIR DRY.

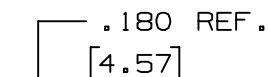
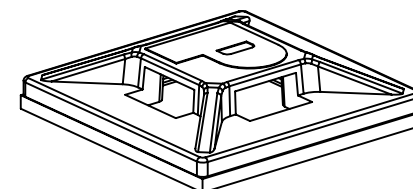
STEP 1: SCORE WITH UTILITY KNIFE BETWEEN MOUNT PAIRS TO BREAK WELD BACK.

STEP 2: REMOVE MOUNT FROM PROTECTIVE LINER.

STEP 3: PLACE IN DESIRED LOCATION.


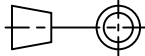
STEP 4: APPLY PRESSURE TO TOP SURFACE OF MOUNT.

(IT IS RECOMMENDED THAT HIGH BOND ADHESIVE MOUNTS DWELL FOR 8 HOURS AFTER INSTALLATION, PRIOR TO LOADING)



ADHESIVE BACKING:
PRESSURE SENSITIVE FOAM TAPE
0.025 [0.6mm] THICK WITH PROTECTIVE
LINER. MOUNT IS DESIGNED TO
SUPPORT 0.56 lbs. [254 g] MAX. WEIGHT
ON A CLEAN, DRY, SMOOTH, GREASE-FREE
SURFACE.

00C	05.06.21	BDK	MRJS	JADE	F: TEMPERATURE WAS 185°F (85°C)	101264
00B	03.15.21	BDK	MRJS	JADE	A: REVISED APPLICATION STEPS B: CHANGED DIMENSION ORIGIN C: CORRECTED SUPPORT WEIGHT; TAPE THICKNESS WAS 0.027 [0.69] D: TEMPERATURE WAS 120°F (49°C) E: MINIATURE WAS MEDIUM	098736
00	10.09.20	BDK	DAEI	MBVE	RELEASED TO PRODUCTION	GAECN081503
REV	DATE	BY	CHK	APR	DESCRIPTION	ECN

PART NUMBER		ABMM-AV			
TITLE					
VHB ADHESIVE BACKED MOUNTS					
CUSTOMER DRAWING					
ITEM REVISION NAME		00202BBB/00			
DATASET FILE NAME		00202BBB_DC_ABMM-AV/00C			
		THIRD ANGLE PROJECTION			
MATERIAL				DRAWING NUMBER	
ABS				00202BBB-DC	
DRAWN BY	DATE	CHK	SCALE	SIZE	
BDK	10.09.20	DAEI	NTS	SHEET 1 OF 1	A