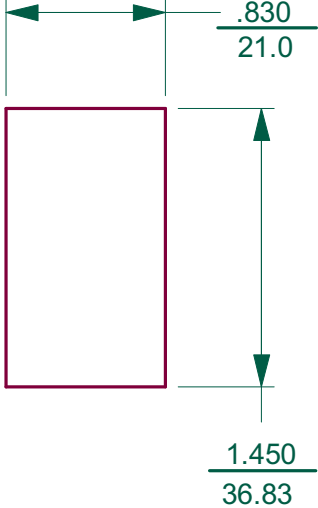
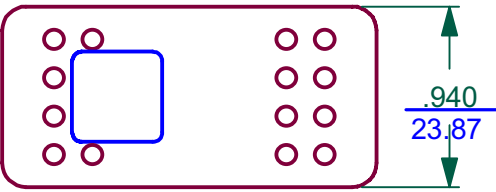


DO NOT SCALE DRAWING WORK TO FIGURES

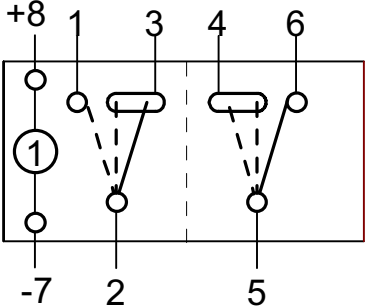
DWG NO.
VED1A60B-AEC00-000

REV.

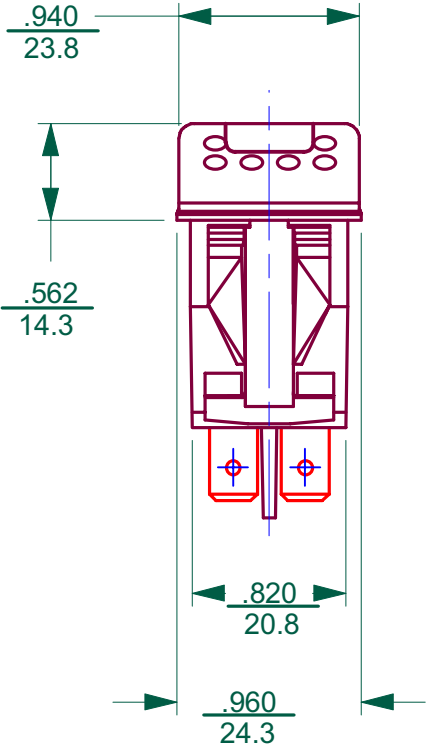
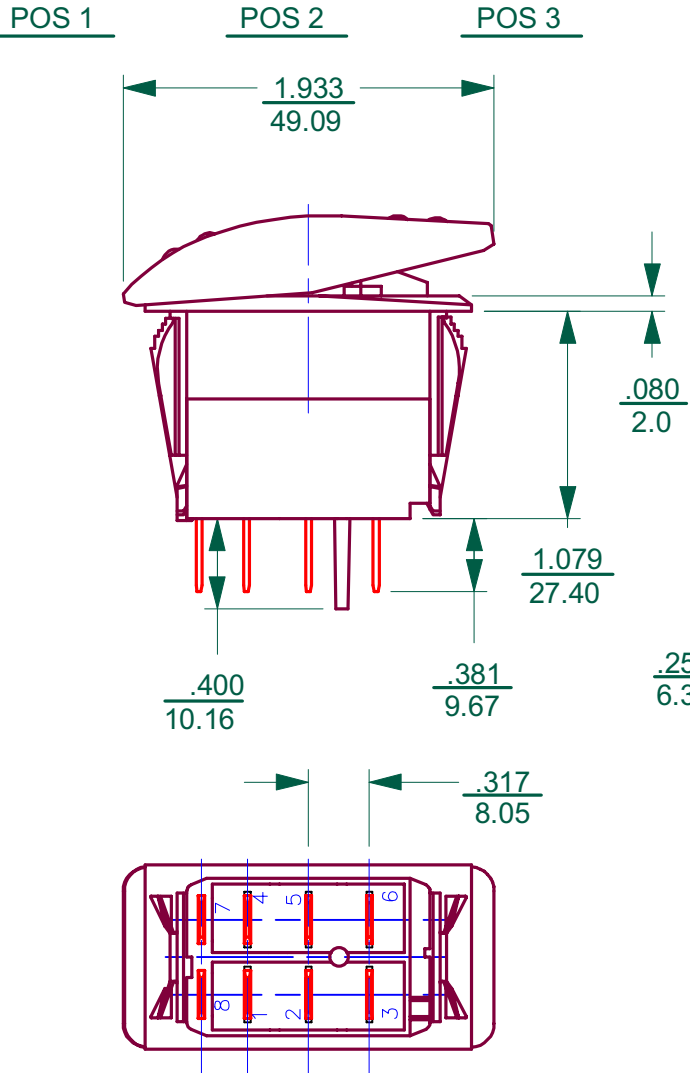


MOUNTING HOLE

PANEL THICKNESS
(SNAP - IN BRACKET)
.030 MIN --- .187 MAX
.76 4.75



CIRCUIT



LET REVISIONS DATE

RATING

20A --- 12V

SWITCH FUNCTION

<u>POS 1</u>	<u>POS 2</u>	<u>POS 3</u>
ON	ON	ON
2 TO 3	2 TO 3	1 TO 2
5 TO 6	4 TO 5	4 TO 5

- NOTES:
- BRACKET IS BLACK NYLON
 - ROCKER IS BLACK NYLON WITH AMBER POLYCARBONATE LENS.
 - LAMP 1 IS INDEPENDENT 12 VOLT INCANDESCENT

DIMENSIONS SUBJECT TO CHANGE WITHOUT NOTICE

FINISH

CARLINGSWITCH, INC.
PLAINVILLE, CT

PROPRIETARY NOTE:

NOTICE TO ALL PERSONS RECEIVING THIS DRAWING. THIS DOCUMENT IS THE PROPERTY OF CARLINGSWITCH, INC. AND IS NOT TO BE DISCLOSED, REPRODUCED IN WHOLE OR IN PART OR USED FOR MANUFACTURING PURPOSES BY ANYONE WITHOUT THE CONSENT OF CARLINGSWITCH, INC.

UNSPECIFIED TOLERANCES

X.XXX ±.015

PROJECTIONS



DIMENSIONS
IN [mm]

TOOL NO.

DR BY

KRAMARZ

DATE

10-3-12

CHK BY

DATE

APPD BY

DATE

TITLE

"V" SERIES ROCKER

SIZE

B

DWG NO.

VED1A60B-AEC00-000

REV.

USED ON

SCALE:

FULL

SHT

1

OF

1