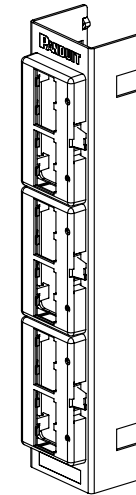
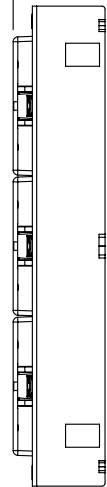
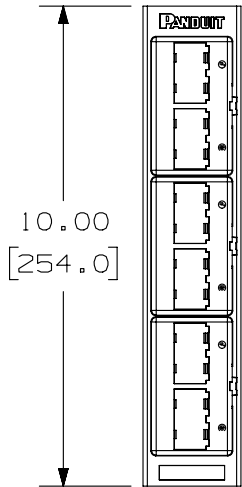
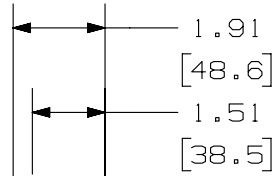
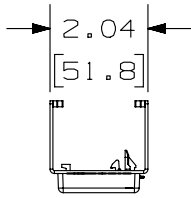


THIS COPY IS PROVIDED ON A RESTRICTED BASIS AND IS NOT TO BE USED IN ANY WAY DETRIMENTAL TO THE INTERESTS OF PANDUIT CORP.

PANDUIT PART NO.	WEIGHT
CPP12WBL	9.6 LB/10 PCS (4344g/10 PCS)

NOTES:

1. SEE CURRENT CATALOG FOR ADDITIONAL PART NUMBER SUFFIXES TO INDICATE PACKAGE QUANTITY.
2. PATCH PANEL SNAPS INTO STANDARD "89D" BRACKETS AND CAN BE VERTICALLY OR HORIZONTALLY WALL MOUNTED.
3. DIMENSIONS IN [] ARE IN METRIC.



PART NUMBER		CPP12WBL	
TITLE			
MINI-COM 12 PORT "89D" WALL MOUNT MODULAR FACEPLATE PATCH PANEL			
CUSTOMER DRAWING			
ITEM REVISION NAME		D35543BG/00	
DATASET FILE NAME		D35543BG_PJK_MJK_01A	
UNLESS OTHERWISE SPECIFIED, DIMENSIONAL TOLERANCES ARE: IN [mm]		MATERIAL:	
.x ± .xxx ± .010 [.3]		PANEL: C.R.S. FACEPLATE: ABS	
.xx ± .03 [.8] ANGLES ±		DRAWING NUMBER:	
THIRD ANGLE PROJECTION		35543-07	
DRAWN BY	DATE	CHK	SCALE
DW	5-6-96	CEF	NONE
REV		SIZE	
SHT 1 OF 1		A	

REV	DATE	BY	CHK	APR	DESCRIPTION	ECN
2	5/20/14	JSP	REFR	MMR	REVISED AND REDRAWN, PREVIOUS REVISIONS HAVE BEEN OMITTED.	35543-07

D10100DA/14