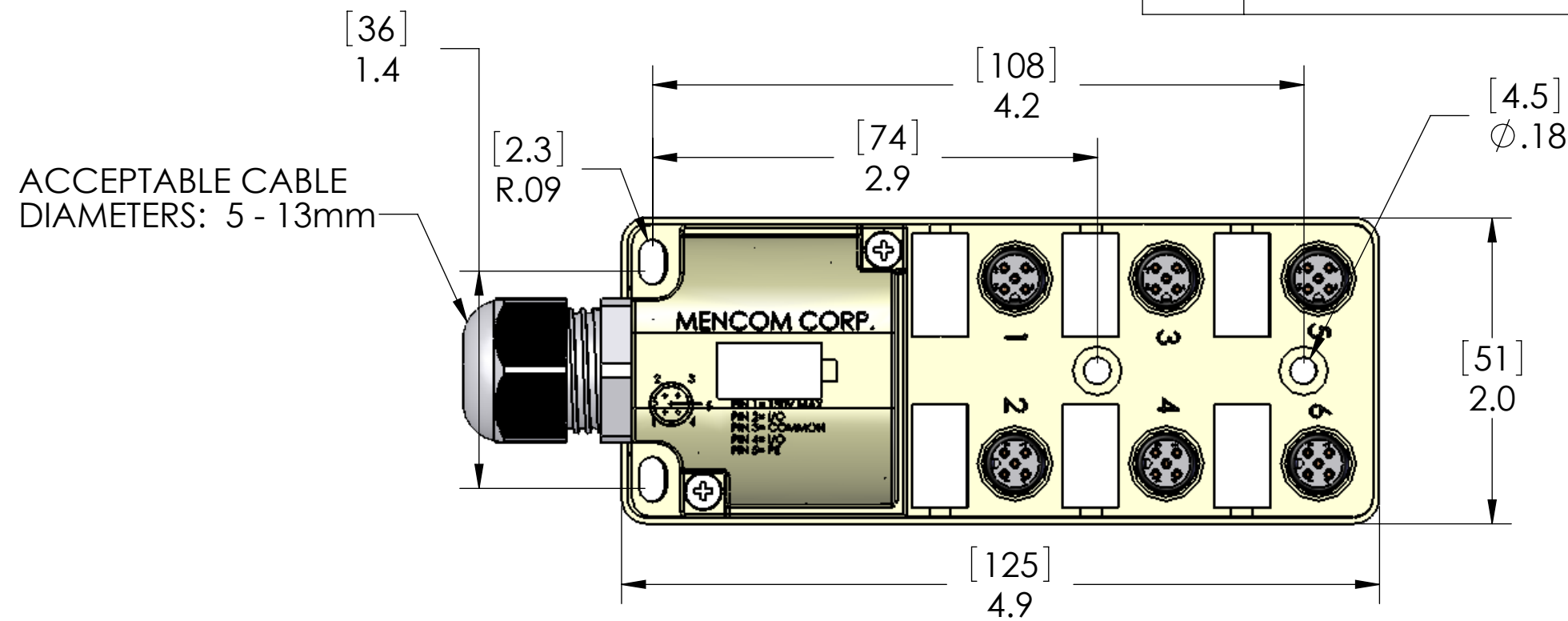
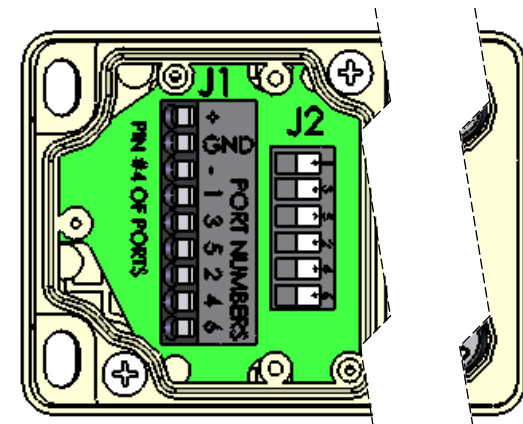


WIRING	
COLOR	FUNCTION
J1 - +	V+ (ALL PORTS PIN 1)
J1 - -	V- (ALL PORTS PIN 3)
J1 - GND	GND (ALL PORTS PIN 5)
J1 - 1	PORT 1 PIN 4
J1 - 2	PORT 2 PIN 4
J1 - 3	PORT 3 PIN 4
J1 - 4	PORT 4 PIN 4
J1 - 5	PORT 5 PIN 4
J1 - 6	PORT 6 PIN 4
J2 - 1	PORT 1 PIN 2
J2 - 2	PORT 2 PIN 2
J2 - 3	PORT 3 PIN 2
J2 - 4	PORT 4 PIN 2
J2 - 5	PORT 5 PIN 2
J2 - 6	PORT 6 PIN 2

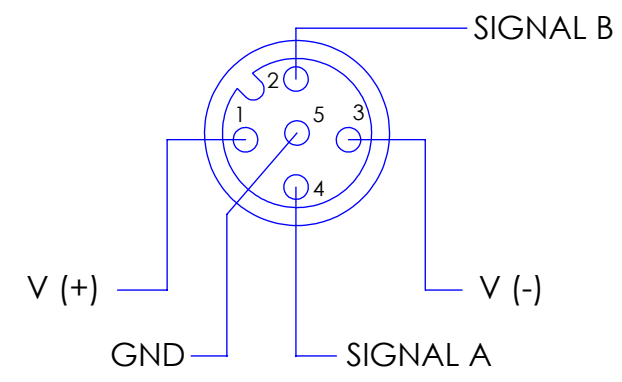
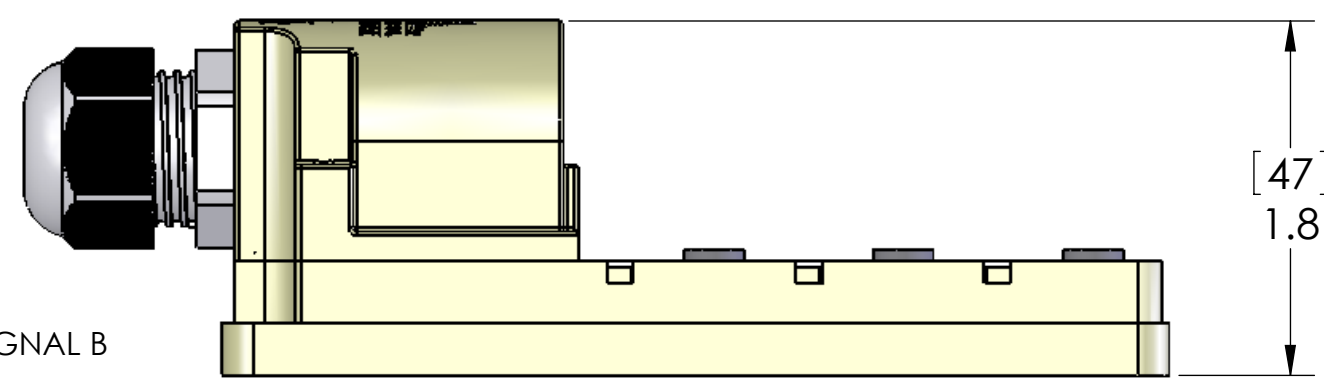
REVISIONS			
REV.	DESCRIPTION	DATE	APPROVED
A	REDRAWN IN SW	2/20/2007	



ACCEPTABLE CABLE DIAMETERS: 5 - 13mm



CONNECTIONS MADE VIA SPRING CLAMP TERMINAL BLOCKS



MATERIALS:	
BODY:	PBT
MARKERS:	POLYAMIDE
INSERTS:	POLYAMIDE
GLAND:	POLYAMIDE
CONTACTS:	GOLD PLATED COPPER ALLOY
O-RINGS:	NBR
RATINGS:	
VOLTS:	150V MAX
AMPS:	3A PER PORT, 8A PER BLOCK

PROPRIETARY AND CONFIDENTIAL
 THE INFORMATION CONTAINED IN THIS DRAWING IS THE SOLE PROPERTY OF MENCOM CORPORATION. ANY REPRODUCTION IN PART OR AS A WHOLE WITHOUT THE WRITTEN PERMISSION OF MENCOM CORPORATION IS PROHIBITED.

UNLESS OTHERWISE SPECIFIED:		NAME		MENCOM CORPORATION
DIMENSIONS ARE IN INCHES AND [MM]		DRAWN	DWM	
		CHECKED		
		ENG APPR.		
		MFG APPR.		
		Q.A.		
		COMMENTS:		
MATERIAL		TITLE:		
FINISH		SIZE	DWG. NO.	REV
DO NOT SCALE DRAWING		B	JDC-650-015-F000	A
		SCALE: 1:1	WEIGHT:	SHEET 1 OF 1