

Mini-Com® TX6A™ 10Gig™ Keyed Shielded Jack Modules

specifications

Category 6A/Class E_A, 8-position, keyed shielded jack module shall terminate 4-pair, 22 – 26 AWG, 100 ohm shielded twisted pair cable without the use of a punchdown tool. The jack module shall be mechanically keyed with color-specific positive and negative keying features to prevent unintentional mating with unlike keyed or non-keyed modular plugs. Shielded jack modules shall use a forward motion termination method to optimize performance by maintaining cable pair geometry while eliminating conductor untwist. The termination cap shall be color-coded blue to designate Category 6A performance and shall include a universal label coded for T568A and T568B wiring schemes. The Mini-Com® TX6A™ 10Gig™ Shielded Jack Module must be installed as part of the TX6A™ 10Gig™ Shielded Copper Cabling System to achieve IEEE 10GBASE-T certified performance.



technical information

Category 6A/Class E_A channel and component performance:	Exceeds channel requirements of ANSI/TIA-568-C.2 Category 6A and ISO 11801 Class E _A standards for supporting 10GBASE-T transmission over twisted pair cabling systems in a 4-connector configuration up to 100 meters at swept frequencies 1 to 500 MHz
FCC and ANSI compliance:	Meets all applicable ANSI/TIA-968-A requirements; contacts plated with 50 microinches of gold for superior performance
IEC compliance:	Meets IEC 60603-7
PoE compliance:	Meets IEEE 802.3af and IEEE 802.3at for PoE applications
c(UL)US listed:	UL 1863, CSA standard C22.2
RoHS compliance:	Compliant
Conductor termination range:	Wire cap compatible with 22 – 26 AWG solid or stranded cable with conductor insulation diameters of 0.060 in. max and overall cable O.D. 0.200 in. to 0.330 in.

key features and benefits

Color specific keys with positive and negative keying features	Mechanically and visually distinguish connections to prevent unintentional mating with unlike keyed or non-keyed modular plugs, offering network design flexibility, versatility, accommodating discrete networks for enhanced security
100% performance tested	Confidence that each jack module will deliver the critical electrical performance requirements
Utilizes enhanced Giga-TX™ Technology	Optimizes performance by eliminating conductor untwist and reduces installation time and expense
Utilizes Flex technology	Shortens the tuning length of the shielded jack module enabling higher performance
Improved termination cap	Conductor retention slots simplify jack module termination
Integral shield	Provides a 360° conductive path to ground shielded jack module with no additional assembly required; shield provides seamless bonding of the jack module with Mini-Com® All Metal Modular Patch Panels
Modular	Shielded jack modules snap in and out of all Mini-Com® Faceplates, Metal Modular Patch Panels and Surface Mount Boxes for easy moves, adds, and changes
True strain relief	Controls cable bend radius for long term installed performance
Individually serialized	Marked with quality control number for future traceability
Identification	Can be clearly identified with optional labels and icons for port identification
Termination tools (optional)	EGJT termination tool ensures conductors are fully terminated by utilizing a smooth forward motion without impact on critical internal components for maximum reliability; TGJT termination tool ideal for high volume installations

applications

The TX6A™ 10Gig™ Keyed Shielded Jack Modules are a component of the Panduit® TX6A™ 10Gig™ Shielded Copper Cabling System. Keyed connectivity enables a level of visual and mechanical differentiation, and physical layer security that conventional cabling systems cannot provide. This end-to-end system provides a cost effective medium for ensuring that network bandwidth needs are easily met today and tomorrow. This shielded system provides high performance, excellent EMI suppression and aids in secure data transmission. The Panduit solution helps ensure organizations

efficiently and reliably meet their data transmission needs. With certified performance to the ISO 11801 Class E_A Edition 2.1, IEEE 802.3an-2006 and ANSI/TIA-568-C.2 Category 6A standards, this system will support high bandwidth applications with data centers and connections to high end workstations such as stacking switches and switch-to-switch links, storage area networks, aggregation of Gigabit Ethernet channels, real-time intensive financial transactions, streaming video, animation, scientific modeling and medical imaging.

www.panduit.com

TX6A™ 10Gig™ Keyed Shielded Copper Cabling System

Mini-Com® TX6A™ 10Gig™ Keyed Shielded Jack Modules

Keyed A (black):	CJSK6X88TGBL
Keyed B (red):	CJSK6X88TGRD
Keyed C (green):	CJSK6X88TGGR
Keyed D (yellow):	CJSK6X88TGYL
Keyed E (orange):	CJSK6X88TGOR
Keyed F (blue):	CJSK6X88TGBU
Keyed G (violet):	CJSK6X88TGVL
Keyed H (international gray):	CJSK6X88TGIG

TX6A™ 10Gig™ Keyed Shielded Patch Cords

Keyed A (black):	STPK6X*BL
Keyed B (red):	STPK6X*RD
Keyed C (green):	STPK6X*GR
Keyed D (yellow):	STPK6X*YL
Keyed E (orange):	STPK6X*OR
Keyed F (blue):	STPK6X*BU
Keyed G (violet):	STPK6X*VL
Keyed H (international gray):	STPK6X*IG

TX6A™ 10Gig™ Shielded U/FTP Copper Cable

Plenum:	PUPF6X04**-UG
Riser:	PURF6X04**-UG

TX6A™ 10Gig™ Shielded S/FTP Copper Cable

LSZH:	PSL7004DG-ED
LSZH:	PULF6X04WH-KD

Mini-Com® Flat All Metal Modular Patch Panels

24-port, 1 RU:	CP24BLY
48-port, 2 RU:	CP48BLY
72-port, 2 RU:	CP72BLY

Tools and Accessories

Jack module termination tool:	EGJT or TGJT
Wire snipping tool:	CWST
Wire stripping tool:	CJAST
Clean dust cap:	MDC-C
Phone icons:	CIPW-C+
Data icons:	CIDIW-C+

*Substitute for length in feet: 3, 5, 7, 10, or 14 feet. Substitute 1M, 2M, 3M, 5M, 7M or 10M for meter lengths.

Contact customer service for universal reference patch cords.

**To designate color, add suffix BU (Blue) or WH (White). For additional cable colors, contact customer service.

+To designate color other than IW (Off White), replace IW with EI (Electric Ivory), IG (International Gray), BL (Black), BU (Blue), RD (Red), YL (Yellow), GR (Green), OR (Orange), or VL (Violet) in the part number. 100/package.

Contact customer service for bulk packaged jack modules and patch cords.

Panduit recommends installing shielded jack modules in Mini-Com® All Metal Modular Patch Panels. For grounding shielded jack modules not installed in a Mini-Com® All Metal Modular Patch Panel, use the shielded jack module grounding kit, part number CJSK-XY.

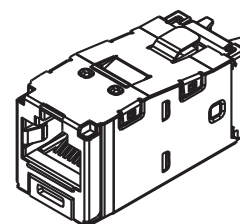
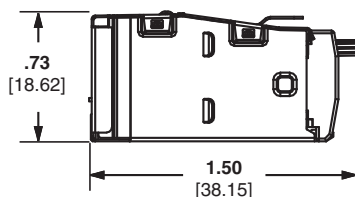
Mini-Com® TX6A™ 10Gig™ Keyed Shielded Jack Modules

Test Results

Mechanical Test	Test Method	Measurement	Test Results
Normal Force	—	Load (grams)	> 100
Vibration	IEC 512-6d	Circuit Resistance (mOhms)	< 40
Shock	IEC 512-6c	Contact Disturbance (microseconds)	< 5
Durability	IEC 512-9a	Circuit Resistance (mOhms)	< 40
Mating/Un-mating	IEC 512-3b	Mating Force (N)	< 20
		Un-mating Force (N)	< 20

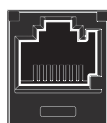
Electrical Test	Test Method	Measurement	Test Results
Low Level Circuit Resistance	IEC 512-2a	Resistance (mOhms)	< 20
Dielectric Withstand Voltage	IEC 512-4a	1000 VAC, 1 minute	Passed
Insulation Resistance	IEC 512-3a	Resistance (MOhms)	> 500

Environmental	Test Method	Measurement	Test Results
Temperature Life	IEC 512-9b	Circuit Resistance (mOhms)	< 40
Humidity	IEC 512-11c	Circuit Resistance (mOhms)	< 40
Thermal Shock	IEC 512-11d	Circuit Resistance (mOhms)	< 40
Climatic Sequence	IEC 512-11a	Circuit Resistance (mOhms)	< 40
Flowing Mixed Gas Corrosion	IEC 512-11g	Circuit Resistance (mOhms)	< 40



Dimensions are in inches. [Dimensions in brackets are metric].


Keyed Geometry



Black Key



Red Key



Green Key



Yellow Key



Orange Key



Blue Key



Violet Key



Intl. Gray Key



Black Key



Red Key



Green Key



Yellow Key



Orange Key



Blue Key



Violet Key



Intl. Gray Key

WORLDWIDE SUBSIDIARIES AND SALES OFFICES

PANDUIT CANADA
Markham, Ontario
cs-cdn@panduit.com
Phone: 800.777.3300

PANDUIT EUROPE LTD.
London, UK
cs-emea@panduit.com
Phone: 44.20.8601.7200

PANDUIT SINGAPORE PTE. LTD.
Republic of Singapore
cs-ap@panduit.com
Phone: 65.6305.7575

PANDUIT JAPAN
Tokyo, Japan
cs-japan@panduit.com
Phone: 81.3.6863.6000

PANDUIT LATIN AMERICA
Guadalajara, Mexico
cs-la@panduit.com
Phone: 52.33.3777.6000

PANDUIT AUSTRALIA PTY. LTD.
Victoria, Australia
cs-aus@panduit.com
Phone: 61.3.9794.9020

For a copy of Panduit product warranties, log on to www.panduit.com/warranty

For more information

Visit us at www.panduit.com

Contact Customer Service by email: cs@panduit.com
or by phone: 800-777-3300 and reference C0SP154

©2012 Panduit Corp.
ALL RIGHTS RESERVED.

WW-COSP154

4/2012