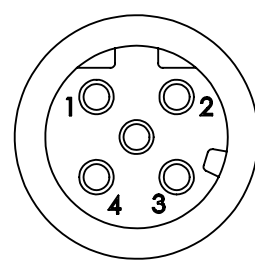
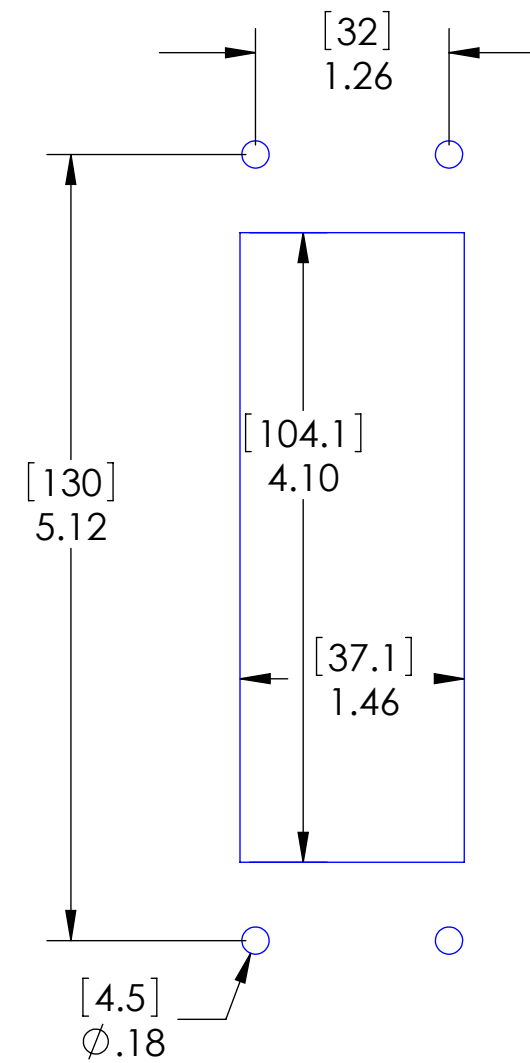
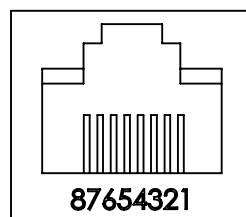


REVISIONS			
REV.	DESCRIPTION	DATE	APPROVED
A	REDRAWN IN SW	8/1/2008	



1 = WHT/ORG (+TX)
 2 = WHT/GRN (+RX)
 3 = ORANGE (-TX)
 4 = GREEN (-RX)



1 = WHT/ORG (+TX)
 2 = ORANGE (-TX)
 3 = WHT/GRN (+RX)
 4 = N/C
 5 = N/C
 6 = GREEN (-RX)
 7 = N/C
 8 = N/C

PLATE:	STAINLESS STEEL
M12 COUPLING:	NICKEL PLATED BRASS
M12 INSERT:	POLYAMIDE
CONTACTS:	GOLD PLATED COPPER ALLOY
O-RINGS:	NBR
GASKET:	NEOPRENE
RJ45 CONN:	CAT 5
MOUNTING SCREWS:	#8 OR M4 SCREWS
SHIELDING:	COMMON SHIELD BETWEEN MDC HOUSING, RJ45 CONNECTORS GROUND LUG

PROPRIETARY AND CONFIDENTIAL
 THE INFORMATION CONTAINED IN THIS DRAWING IS THE SOLE PROPERTY OF MENCOM CORPORATION. ANY REPRODUCTION IN PART OR AS A WHOLE WITHOUT THE WRITTEN PERMISSION OF MENCOM CORPORATION IS PROHIBITED.

UNLESS OTHERWISE SPECIFIED:	NAME
DIMENSIONS ARE IN INCHES AND [MM]	DRAWN CAM
	CHECKED
	ENG APPR.
	MFG APPR.
	Q.A.
	COMMENTS:
MATERIAL	
FINISH	
DO NOT SCALE DRAWING	

MENCOM CORPORATION

TITLE:
 CAT 5 PCB MT FEM RECP

SIZE	DWG. NO.	REV
B	D24-4MDE45-4FR-RJ45	A
SCALE: 4:5	WEIGHT:	SHEET 1 OF 1