

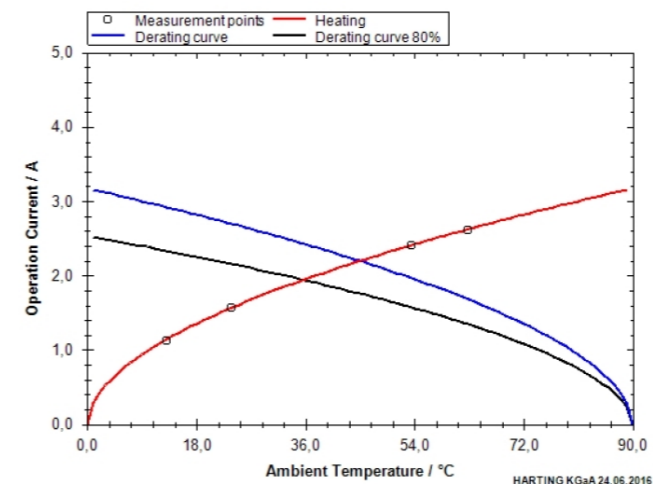


# HARTING ix Industrial® type B



Derating diagram acc. to IEC512 (Current carrying capacity)

Current-carrying capacity 1,5A @ 40°C



The current carrying capacity is limited by maximum temperature of materials for inserts and contacts including terminals.

The current capacity curve is valid for continuous, non interrupted current loaded contacts of connectors when simultaneous power on all contacts is given, without exceeding the maximum temperature.

Control and test procedures according to DIN IEC 60 512.

## General information

Design	Cable to Board for non ethernet communication e.g. signals & serial bus systems				
Product standard	IEC 61076-3-124 (Type B)				
No. of contacts	10				
Shielding	Fully shielded, 360° shielding contact				
Degree of protection	IP20				
Mating cycles	Min. 5.000				
UL/CSA	UL 1977 ECBT2.E102079/ CSA-C22.2 No 182.3 ECBT8.E102079				
RoHS-compliant	Yes				
Lead free	Yes				

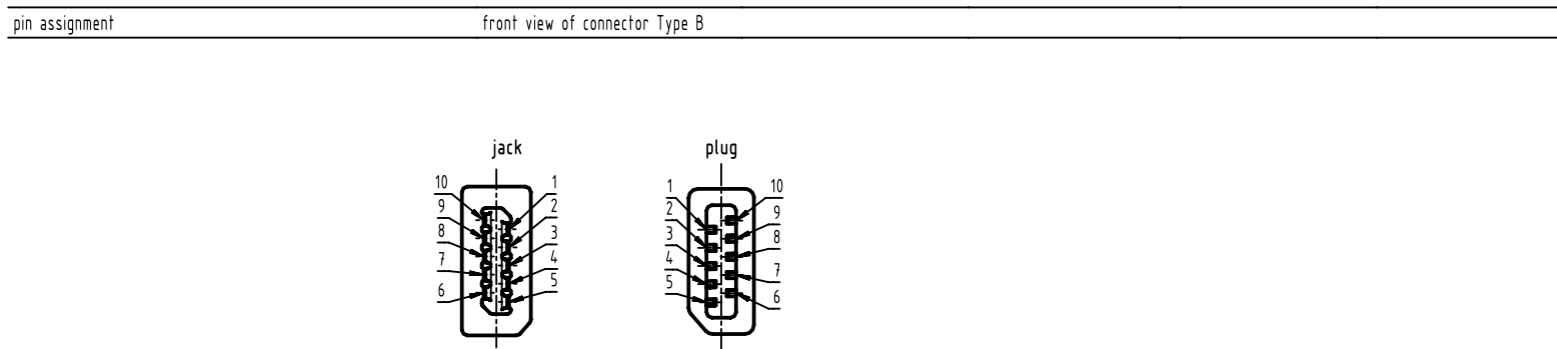
## Cable specification

Cable diameter	5,5 to 7,2 mm				
P/N	09451819000	09451819001	09451819002	09451819003	09451819004
Connection type	solder	IDC	IDC	IDC	IDC
Conductor cross section	AWG 28 - 22	AWG 28/7 - 26/7	AWG 24/7	AWG 22/7	AWG 28/7 - 26/7
Conductor diameter	max. 1,55 mm	0,95 - 1,05 mm	1,1 - 1,25 mm	1,4 - 1,6 mm	1,1 - 1,25 mm

## Electrical specification

Rated current	1,5A - (all pins) values at 40°C 3A - 4 pins of contacts no. 1, 2, 6 and 7				
Rated voltage	50 V AC / 60 V DC				
Contact resistance (100 mA max. (DC or 1000 Hz))	Contact: 30 mΩ max. Shield: 100 mΩ max.				
Insulation resistance	500 MΩ min. (500 V DC)				
Voltage proof	500 V DC (for 1 min. current leakage max. 2 mA)				

## Pin and pair grouping assignment



## Mechanical specification

Insertion force	Max. 25 N
Withdrawal force	Max. 25 N
Mechanical Operation	5.000 times insertions and extractions Mating speed: 10 mm/s max. Rest: 5s,min. (unmated)
Lock Strength	Min. 80 N (for the mating axis direction in state in fitted with applicable connector)
Wrenching Strength	Applying 25times of 30 N 1 s for 2 axis direction on tip of plug case in state in fitted with applicable connector

## Environment specification

Storage temperature range	-30°C to +60°C (95% RH max.)
Operating temperature range	-40°C to +85°C (95% RH max.)
Rapid change of temperature (IEC 60512-11d)	10 cycles between -55°C and 85°C with 30 minutes dwell at temp. extremes and 1 minute transition between temperatures
Dry heat (IEC 60512-11i)	Temperature 85°C, duration 500 h
Damp heat cyclic (IEC 60068-2-38)	25°C to 65°C; cold sub-cycle - 10°C; humidity 93 % RH 25 cycles, 1 cycle/24 h
Cold (IEC 60512-11j)	-55°C duration 240 h
Flow mixed gas test (IEC 60068-2-60)	Duration 4 d, Method 4 (mated and unmated)
Corrosion salt mist	Exposed at 5 % salt water, 35 ± 2°C, duration 48 h
Vibration Sinusoidal (IEC 60512-test 6d)	10 - 500 Hz; 0,35 mm; 49 m/s² 2 h / 3 axis; No contact disturbances ≥ 1 μs
Mechanical shock (IEC 60512-test 6c)	Half sine shock 500 m/s², duration 11 ms 3 shocks / both directions / 3 axis - totally 18 shocks; No contact disturbances ≥ 1 μs
Mechanical shock (DIN EN 61373 Class 1 cat b) Additional test to fulfill DIN EN 50155 for railway equipment	Half sine shock 5 g, duration 30 ms 5 shocks / both directions / 3 axis - totally 30 shocks; No contact disturbances ≥ 1 μs
Random vibration (DIN EN 61373 Class 1 cat b) Additional test to fulfill DIN EN 50155 for railway equipment	Class 1 cat b 5,72 m/s²; No contact disturbances ≥ 1 μs
Fretting Corrosion	490 m/s²; 30 times/min at 1.000 times; No contact disturbances ≥ 1 μs

	All Dimensions in mm Original Size DIN A3	Scale 1:1	Free size tol.	Ref. Sub.
	All rights reserved Department EL PD	Created by BALSAN	Inspected by PREOTU	Standardisation ROEBEN
		Date 2023-05-10	State Final Release	
HARTING D-32339 Espelkamp	Title HARTING ix Industrial® type B		Doc-Key / ECM-Nr. 100794076/UGD/000/H 50000240847	
	Type DS	Number 09450000004	Rev. H	Page 1/2



# HARTING ix Industrial® type B



Packaging specification

Material PE + PS

### Material specification

#### Isolator material plug

Part	Cover Case	Plug Unit	Guide
Material	PC	PA	PA
Color	Dark Grey	Black/Grey	Clear/Clear Yellow/Clear Blue
UL classification	UL94 V-0	UL94 V-0	UL94 V-0

#### Isolator material jack

P/N	09452819000	09452819001	09452819002
Material	LCP	LCP	PA
Color	Grey	Grey	Grey
UL classification	UL94 V-0	UL94 V-0	UL94 V-0

#### Contact

Contact material	Copper alloy
Plating contact zone	Au (min. 0,2 µm) over Ni (min. 2 µm)
Plating connection area	Au (min. 0,03 µm) over Ni (min. 2 µm)

#### Shielding shells

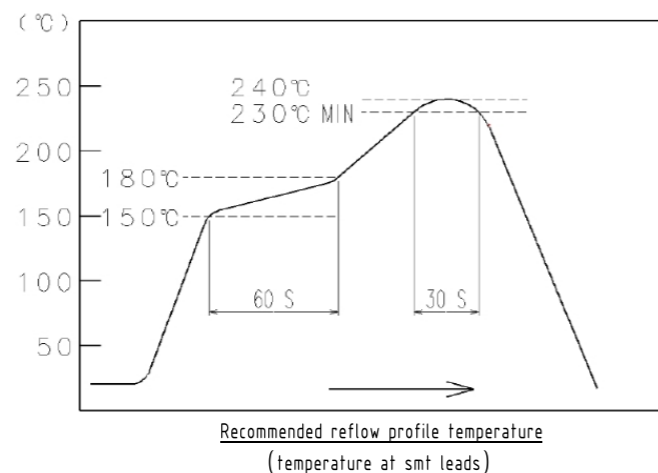
Material	Stainless steel
Plating	plug - shield case: Ni (min. 1 µm) plug - shield shell: Sn (min. 1 µm) over Ni (min. 0,2 µm) jack: Sn (min. 1 µm) over Ni (min. 0,2 µm)

### Soldering specification

Solderability	Soldering point immersed in solder bath of +235°C ± 5°C, 5 sec. (using type r flux). Solder cover minimum of 95 % of the surface being immersed.		
Resistance to soldering heat	+250°C ± 10°C, 5 sec. at soldering parts		
Soldering details plug	PSL level acc. ECA/IPC/JEDEC J-STD-075		PSL R0
Soldering details jack	MSL level acc. ECA/IPC/JEDEC J-STD-020D		MSL 1

### D Recommended soldering profile for plug

In addition to the maximum values resulting from the above mentioned MSL and PSL values, we can recommend the following soldering profile as a guide. Please note that this is only an indication. The specific soldering profile must always be adapted to the application and the solder which will be used.



	All rights reserved	Created by BALSAN	Inspected by PREOTU	Standardisation ROEBEN	Date 2023-05-10	State Final Release
	Department EL PD	Title HARTING ix Industrial® type B		Doc-Key / ECM-Nr. 100794076/UGD/000/H 50000240847		
HARTING D-32339 Espelkamp		Type DS	Number 09450000004		Rev. H	Page 2/2