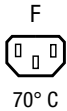


IEC Appliance Outlet F Shuttered, Screw-on Mounting, Front Side, Solder or Quick-connect Terminal



4721



See below:

**Approvals and Compliances**

**Description**

- Panel mount Screw-on mounting front side
- Connector shuttered , Protection class I , Pin temperature 70 °C
- Solder / Quick Connect

**Weblinks**

[pdf data sheet](#), [html datasheet](#), [General Product Information](#), [Approvals](#), [Distributor-Stock-Check](#), [Accessories](#), [Detailed request for product](#)

**Technical Data**

Ratings IEC	10A / 250VAC; 50Hz	Appliance inlet/-outlet	F acc. to IEC 60320-3
Ratings UL/CSA	15A / 250VAC; 60Hz		UL 60320-1, CSA C22.2 no. 60320-1
Dielectric Strength	> 2kVAC between L-N > 2kVAC between L/N-PE (1 min/50Hz)		(for cold conditions) pin-temperature 70 °C, 10A, Protection Class I
Allowable Operation Temperature	-25 °C to 70 °C		
IP-Protection	front side IP30 acc. to IEC 60529		
Protection against electric shock	Suitable for appliances with protection class I acc. to IEC 61140		
Terminal	Solder / Quick Connect		
Panel Thickness S	Screw: max 8 mm Mounting screw torque max 0.3Nm		
Material: Housing	Thermoplastic, black, UL 94V-0		

**Approvals and Compliances**

Detailed information on product approvals, code requirements, usage instructions and detailed test conditions can be looked up in [Details about Approvals](#)

SCHURTER products are designed for use in industrial environments. They have approvals from independent testing bodies according to national and international standards. Products with specific characteristics and requirements such as required in the automotive sector according to IATF 16949, medical technology according to ISO 13485 or in the aerospace industry can be offered exclusively with customer-specific, individual agreements by SCHURTER.

**Approvals**





The approval mark is used by the testing authorities to certify compliance with the safety requirements placed on electronic products.

Approval Reference Type: 4721

Approval Logo	Certificates	Certification Body	Description
	<a href="#">VDE Approvals</a>	VDE	VDE Certificate Number: 40030185
	<a href="#">UL Approvals</a>	UL	UR File Number: E103791
	<a href="#">CCC Approvals</a>	CCC	CCC Certificate Number: 2012010204576598

## Product standards

Product standards that are referenced

Organization	Design	Standard	Description
	Designed according to	IEC 60320-1	Appliance couplers for household and similar general purposes
	Designed according to	IEC 60320-3	Appliance couplers for household and similar general purposes
	Designed according to	UL 60320-1	Standard for Attachment Plugs and Receptacles
	Designed according to	CSA C22.2 no. 60320-1	General Use Receptacles, Attachment Plugs, and Similar Wiring Devices






## Application standards

Application standards where the product can be used

Organization	Design	Standard	Description
	Designed for applications acc.	IEC/UL 62368-1	Audio/video, information and communication technology equipment - Part 1: Safety requirements

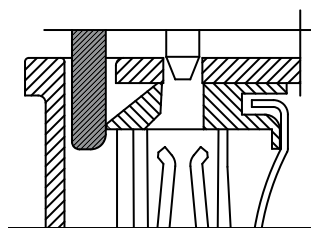
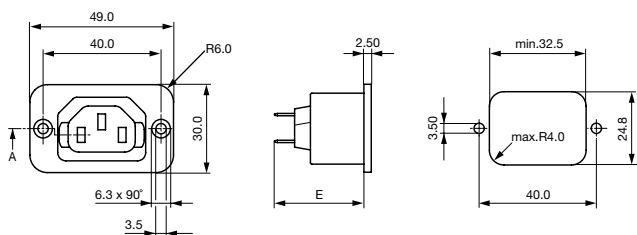
## Compliances

The product complies with following Guide Lines

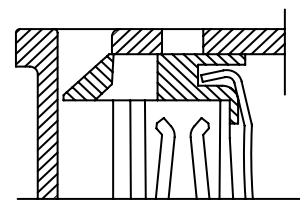
Identification	Details	Initiator	Description
	<a href="#">CE declaration of conformity</a>	SCHURTER AG	The CE marking declares that the product complies with the applicable requirements laid down in the harmonisation of Community legislation on its affixing in accordance with EU Regulation 765/2008.
	<a href="#">UKCA declaration of conformity</a>	SCHURTER AG	The UKCA marking declares that the product complies with the applicable requirements laid down in the British Amendment of Regulation (EC) 765/2008.
	RoHS	SCHURTER AG	Directive RoHS 2011/65/EU, Amendment (EU) 2015/863
	China RoHS	SCHURTER AG	The law SJ / T 11363-2006 (China RoHS) has been in force since 1 March 2007. It is similar to the EU directive RoHS.
	REACH	SCHURTER AG	On 1 June 2007, Regulation (EC) No 1907/2006 on the Registration, Evaluation, Authorization and Restriction of Chemicals 1 (abbreviated as "REACH") entered into force.

## Dimensions [mm]

4721



Shutter operation:  
shutters opened by plug insertion



Shutter operation:  
shutters closed when plug is removed

E: Solder terminals: 28.4 mm

E: Quick connect terminals 4.8 x 0.8 mm: 31.1 mm

E: Quick connect terminalse 6.3 x 0.8 mm: 33.2 mm

All Variants

Type	Panel mounting	Panel Thickness s [mm]	Terminal	Order Number
4721	Screw	-	Quick connect terminals 6.3 x 0.8 mm	4721.0000
4721	Screw	-	Quick connect terminals 4.8 x 0.8 mm	4721.0100
4721	Screw	-	Solder terminals	4721.0300

Most Popular.

Availability for all products can be searched real-time: <https://www.schurter.com/en/Stock-Check/Stock-Check-SCHURTER>


Class II product also available on request

Cord retaining clamps and insulation covers see accessories

**Packaging unit** 100 Pcs

Accessories

Description



Assorted Covers  
Rear Cover

0859.0047



RC320  
Rear Cover for Power Entry Module



Cord retaining kits  
Cord retaining strain relief

Countersunk, D

4700.0004

Countersunk, F

4700.0006

Mating Inlets/Plugs

Category / Description

Plug Overview complete



4732, Mounting: Power Cord, Plug: IEC E, Cable

4732

4735, Mounting: Power Cord, Plug: IEC E, Cable

4735

9009, Mounting: Plug: IEC E, Screw clamps

9009

4733, Mounting: Power Cord, Plug: IEC E, Cable

4733

4736, Mounting: Power Cord, Plug: IEC E, Cable

4736

...