

US Power Supply Cord with C7 Plug, Straight



IEC Appliance Outlet C7
black
straight



US Power Supply Cord
black



See below:
Approvals and Compliances

Description

- 1 Function :
- Power Supply Cord
- Protection class II
- Pin temperature 70 °C
- custom specific versions on request

Weblinks

[pdf data sheet](#), [html datasheet](#), [General Product Information](#), [Approvals](#), [CE declaration of conformity](#), [Distributor-Stock-Check](#), [Accessories](#), [Detailed request for product](#)

Technical Data

Ratings UL/CSA	7 A / 125 VAC; 50/60 Hz
Dielectric Strength	> 2 kVDC between L-N > 2 kVAC between L/N-PE (1 min/50 Hz)
Allowable Operation Temperature	-25 °C to 70 °C
IP-Protection	front side IP20 acc. to IEC 60529
Protection against electric shock	Suitable for appliances with protection class II acc. to IEC 61140
Terminal	moulded
Material: Housing	PVC, black

Appliance inlet/-outlet	C7 acc. to (for cold conditions) pin-temperature 70 °C, 2.5 A, Protection Class II
-------------------------	---

Approvals and Compliances

Detailed information on product approvals, code requirements, usage instructions and detailed test conditions can be looked up in [Details about Approvals](#)

SCHURTER products are designed for use in industrial environments. They have approvals from independent testing bodies according to national and international standards. Products with specific characteristics and requirements such as required in the automotive sector according to IATF 16949, medical technology according to ISO 13485 or in the aerospace industry can be offered exclusively with customer-specific, individual agreements by SCHURTER.

Approvals

The approval mark is used by the testing authorities to certify compliance with the safety requirements placed on electronic products.

Approval Reference Type:

Approval Logo	Certificates	Certification Body	Description
	UL Approvals	UL	UL File Number:
	CSA Approvals	CSA	CSA Certification Record:


Product standards

Product standards that are referenced

Organization	Design	Standard	Description
	Designed according to	IEC 60320-1	Appliance couplers for household and similar general purposes




Application standards

Application standards where the product can be used

Organization	Design	Standard	Description
	Designed for applications acc.	IEC/UL 62368-1	Audio/video, information and communication technology equipment - Part 1: Safety requirements

Compliances

The product complies with following Guide Lines

Identification	Details	Initiator	Description
	RoHS	SCHURTER AG	Directive RoHS 2011/65/EU, Amendment (EU) 2015/863
	China RoHS	SCHURTER AG	The law SJ / T 11363-2006 (China RoHS) has been in force since 1 March 2007. It is similar to the EU directive RoHS.
	REACH	SCHURTER AG	On 1 June 2007, Regulation (EC) No 1907/2006 on the Registration, Evaluation, Authorization and Restriction of Chemicals 1 (abbreviated as "REACH") entered into force.

All Variants

Connector		Cable				Plug				Order Number	
Type	V-Lock	Cord Type	Conductor cross section	Length [m]	Color	Type	Country	Standard	Style		
C7		NISPT-2	2 x 18 AWG	4.0	black	North America	USA	NEMA 1-15	straight	-	6010.5278

Availability for all products can be searched real-time:<https://www.schurter.com/en/Stock-Check/Stock-Check-SCHURTER>

Packaging unit	60 Pcs
----------------	--------

Accessories

Description



Retainer
Retainer for power supply cord

Mating Inlets/Plugs

Category / Description

[Appliance Inlet Overview complete](#)



2570, Mounting: Snap-in, Front Side, 2.5 A, Appliance Inlet: IEC C8	2570
2571, Mounting: Screw, Front Side, 2.5 A, Appliance Inlet: IEC C8	2571
2572, Mounting: Drop-in type, black / grey / white, Solder / Quick Connect / PCB Terminal, 2.5 A, Appliance Inlet: IEC C8	2572
2573, Mounting: Screw, Front Side, 2.5 A, Appliance Inlet: IEC C8	2573
2576, Mounting: Screw, Front-/Rear-Side, 2.5 A, Appliance Inlet: IEC C8	2576

...



[IEC Inlet Filter Overview complete](#)

5008, Mounting: Snap-in/screw-on, Front Side, 2.5 A, Filter: Standard and Medical Version, Solder pin / quick connect terminals 6.3 x 0.8 / 4.8 x 0.8 mm, Appliance Inlet: IEC C8, Suitable for appliances with protection class II

5008



[Power Entry Module Overview complete](#)

CMF1, Mounting: Screw, Rear Side, With or without protection cover, Appliance Inlet: IEC C8, Rocker switch: non-illuminated, 1-pole

CMF1