

IEC Interconnection Cord with IEC plug stripped end



MISSING PICTURE: \\192.168.1.139\EPIMFS\produktion\export\Datashheets\_PrGrp\DS\_PrGrp\_Connection\DS\_PrGrp\_PG07\_2\_Priv\_Ex-

uninsulated wires



See below:  
[Approvals and Compliances](#)

**Description**

- 1 Function
- Protection class I
- Pin temperature 70 °C
- Dismantling length 40 mm
- custom specific versions on request

**Weblinks**

[pdf data sheet](#), [html datasheet](#), [General Product Information](#), [Approvals](#), [CE declaration of conformity](#), [Distributor-Stock-Check](#), [Accessories](#), [Detailed request for product](#)

**Technical Data**

Ratings IEC	10A / 250 VAC; 50 Hz
Allowable Operation Temperature	-40 °C to 70 °C
IP-Protection	front side IP40 acc. to IEC 60529
Protection against electric shock	Suitable for appliances with protection class I acc. to IEC 61140
Material: Housing	PVC, black

**Approvals and Compliances**

Detailed information on product approvals, code requirements, usage instructions and detailed test conditions can be looked up in [Details about Approvals](#)

SCHURTER products are designed for use in industrial environments. They have approvals from independent testing bodies according to national and international standards. Products with specific characteristics and requirements such as required in the automotive sector according to IATF 16949, medical technology according to ISO 13485 or in the aerospace industry can be offered exclusively with customer-specific, individual agreements by SCHURTER.

**Approvals**

The approval mark is used by the testing authorities to certify compliance with the safety requirements placed on electronic products. Approval Reference Type:

Approval Logo	Certificates	Certification Body	Description
	<a href="#">VDE Approvals</a>	VDE	VDE Certificate Number:
	<a href="#">SEV Approvals</a>	SEV	Schweizerischer Elektrotechnischer Verein
	<a href="#">IMQ Approvals</a>	IMQ	Italian power cable products with IMQ certification are designed according to CEI 23-16 and IEC standards for Italian power cable applications.


**Product standards**

Product standards that are referenced

Organization	Design	Standard	Description
	Designed according to	IEC 60320-1	Appliance couplers for household and similar general purposes




## Application standards

Application standards where the product can be used

Organization	Design	Standard	Description
	Designed for applications acc.	IEC/UL 62368-1	Audio/video, information and communication technology equipment - Part 1: Safety requirements

## Compliances

The product complies with following Guide Lines

Identification	Details	Initiator	Description
	RoHS	SCHURTER AG	Directive RoHS 2011/65/EU, Amendment (EU) 2015/863
	China RoHS	SCHURTER AG	The law SJ / T 11363-2006 (China RoHS) has been in force since 1 March 2007. It is similar to the EU directive RoHS.
	REACH	SCHURTER AG	On 1 June 2007, Regulation (EC) No 1907/2006 on the Registration, Evaluation, Authorization and Restriction of Chemicals 1 (abbreviated as "REACH") entered into force.

## All Variants

Connector		Cable				Plug				Order Number	
Type	V-Lock	Cord Type	Conductor cross section	Length [m]	Color	Type	Country	Standard	Style		
-		H05V-F3G1.0	3 x 1 mm <sup>2</sup>	2.0	black	Interconnection	INT	IEC 60320-1	straight	-	6007.0204

 Most Popular.

Availability for all products can be searched real-time: <https://www.schurter.com/en/Stock-Check/Stock-Check-SCHURTER>

## Packaging unit

60 Pcs

## Mating Outlets/Connectors

### Category / Description

[Appliance Outlet Overview complete](#)



6600-5, Mounting: Snap-in version, Appliance Outlet: IEC F, For PCB mounting, 10 A, Suitable for appliances with protection class I 6600-5

6610-5, Mounting: Snap-in version, Appliance Outlet: IEC F, IDC terminals, 10 A, Suitable for appliances with protection class I 6610-5

6600-3, Mounting: Screw-on mounting, Appliance Outlet: IEC F, Solder / Quick Connect, 10 A, Suitable for appliances with protection class I 6600-3

6610, Mounting: Snap-in version, Appliance Outlet: IEC F, IDC terminals, 10 A, Suitable for appliances with protection class I 6610

5098, Mounting: Screw-on mounting, Appliance Outlet: IEC F, Solder / Quick Connect, 10 A, Suitable for appliances with protection class I or II 5098

...

[Appliance Outlet shuttered Overview complete](#)



4721, Mounting: Screw-on mounting, Appliance Outlet: IEC F, Solder / Quick Connect, 10 A, Suitable for appliances with protection class I 4721

4723, Mounting: Snap-in version, Appliance Outlet: IEC F, Solder / Quick Connect, 10 A, Suitable for appliances with protection class I 4723

Category / Description



[Connector Overview complete](#)

G-Steckdose, Mounting: Appliance Outlet : IEC F Without fuse holder	6650
5001, Mounting: Screw-on mounting rear-side, For PCB mounting, : F	5001

[Distribution Unit Overview complete](#)



4751, Mounting: Snap-in, Front Side, Solder pin / quick connect terminals 6.3 x 0.8 / 4.8 x 0.8 mm, x Appliance Outlet: IEC F	4751
4741, Mounting: 2x Appliance Outlet: IEC F	4741
0909, Mounting: Snap-in, Front Side, Solder terminals, 7x Appliance Outlet: IEC F	0909
0712-PQ, Mounting: Snap-in, Front Side, 0.8 - 1.2 mm, Solder terminal (4.8 x 0.8 mm), 1x Appliance Outlet: IEC F	4300.0301
4752, Mounting: Snap-in, Front Side, Solder / Quick Connect, 4x Appliance Outlet: IEC F	4752

[Power Entry Module Overview complete](#)



IEC Appliance Inlet C14 with Appliance Outlet F	KP (Outlet)
Felcom 64, Mounting: 1.2 mm, Fuseholder: Quick connect terminals 6.3 x 0.8 mm, : non-illuminated, Appliance Inlet: IEC C14, Power Entry Module	6421.0053.12
Felcom 64, Mounting: 1.5 mm, Fuseholder: Quick connect terminals 6.3 x 0.8 mm, : non-illuminated, Appliance Inlet: IEC C14, Power Entry Module	6421.0053.15
Felcom 64, Mounting: 2.5 mm, Fuseholder: Quick connect terminals 6.3 x 0.8 mm, : non-illuminated, Appliance Inlet: IEC C14, Power Entry Module	6421.0053.25
Felcom 64, Mounting: 3.0 mm, Fuseholder: Quick connect terminals 6.3 x 0.8 mm, : non-illuminated, Appliance Inlet: IEC C14, Power Entry Module	6421.0053.30

[Power Entry Module with line filter Overview complete](#)



Felcom 54, Mounting: mm, Front Side, Filter: Standard version, Fuseholder: 1-/2-pole, Front Side, 10 A, Rocker switch: 2-pole, Solder terminals 3.5 x 0.8 mm / quick connect terminals 6.3 x 0.8 mm, Appliance Inlet: IEC C14	Felcom 54
---	-----------

Mating Inlets/Plugs shuttered



[Power Entry Module Overview complete](#)

KM, Mounting: Quick connect terminals 4.8 x 0.8 mm, Fuseholder: 1-/2-pole, Rocker switch, non-illuminated, 2-pole, Appliance Inlet: IEC C14, 250 VAC, prewired, Suitable for appliances with protection class I or II	KM
---	----