

03

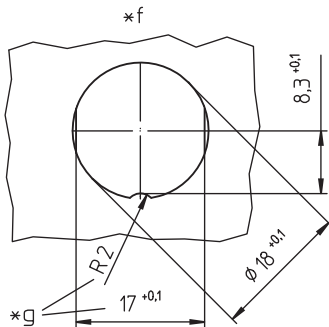
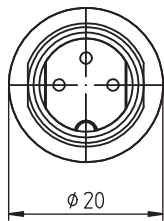
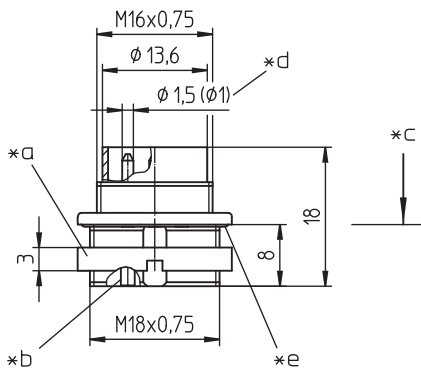
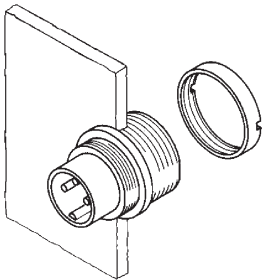
0314

Circular connectors with threaded joint M16 acc. to IEC 61076-2-106, IP40/IP68



Chassis plug acc. to IEC 61076-2-106, IP68, with threaded joint and solder terminals, for front mounting

03 0314



Environmental conditions

Temperature range -40 °C/+85 °C

Materials

Insulating body	PA GF, V-0 according to UL94
Contact pin	CuZn, silver-plated and flash gold-plated (3-8 poles) CuZn, pre-nickel and gold-plated (12-14 poles)
Housing	Zn diecast, pre-copper and nickel-plated
Ring screw	CuZn, nickel-plated
Seal	NBR

Mechanical data

Tightening torque connector	1-3 Nm
Tightening torque nut	1-3 Nm
Protection class	IP68 ¹

¹ according to IEC DIN EN 60529, only in locked condition with an appropriate counterpart; IPX8 requirements under agreement between manufacturer and user

Connectable conductors for solder area

Section	$\leq 0,75 \text{ mm}^2$ (AWG 20) (3-8 poles) $\leq 0,25 \text{ mm}^2$ (AWG 24) (12-14 poles)
---------	--------------------------------------------------------------------------------------------------------

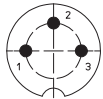
Electrical data (at $T_{\text{amb}} 20 \text{ }^\circ\text{C}$)

Rated current	5 A ($T_{\text{amb}} 40 \text{ }^\circ\text{C}$, 3-8 poles) 3 A ($T_{\text{amb}} 40 \text{ }^\circ\text{C}$, 12-14 poles)
Rated voltage	with pollution degree 1: 300 V (versions 03, 04, 05-1, 06, 07) 100 V (versions 05, 07-1, 08, 08-1) 160 V (versions 12, 14) with pollution degree 2: 250 V (versions 03, 04) 32 V (versions 05, 07-1, 08, 08-1) 160 V (versions 05-1, 06, 07, 12, 14)
Rated impulse voltage	1500 V (versions 03, 04, 05-1, 06, 07, 12, 14) 500 V (versions 05, 07-1, 08, 08-1)
Material group	II (IEC)/1 (UL) ($400 \leq \text{CTI} < 600$)
Overvoltage category	I
Insulation resistance	> 100 M Ω

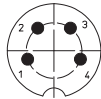
03

0314

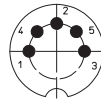
Pin configurations, solder side view



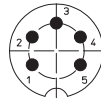
03-a
0314 03



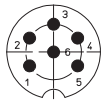
04-a
0314 04



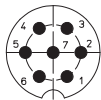
05-b
0314 05



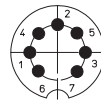
05-a
0314 05-1



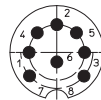
06-a
0314 06



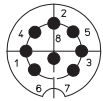
07-a
0314 07



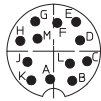
07-b
0314 07-1



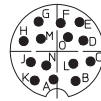
0314 08



08-a
0314 08-1



12-a
0314 12



14-a
0314 14

Associated products

Counterparts

0321	0322	0322-1
032200	0360	036000

Accessories

0382	0383	038399
0384	0385	038899

- *a nut enclosed separately
- *b cup-shaped solder terminal
- *c mounting direction
- *d contact pin
Ø 1.5 mm (0314 03–0314 08-1)
Ø 1.0 mm (0314 12–0314 14)
- *e O-ring gasket
- *f port in mounting plate
- *g anti-rotation, alternative execution

03

0314

Designation	Pole Number	PU (Pieces)	MDQ (Pieces)
0314 03	3	50	100
0314 04	4	50	100
0314 05	5	50	100
0314 05-1	5	50	100
0314 06	6	50	100
0314 07	7	50	100
0314 07-1	7	50	100
0314 08	8	50	100
0314 08-1	8	50	100
0314 12	12	50	100
0314 14	14	50	100

Packaging:

in a cardboard box